



TO-220-3L Plastic-Encapsulate Transistors

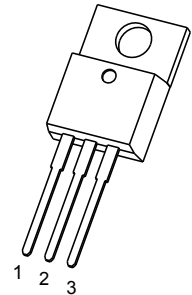
KTD2058 TRANSISTOR (NPN)

FEATURES

- Low Collector Saturation Voltage : $V_{CE(SAT)} = 1.0V(MAX)$

TO-220-3L

1. BASE
2. COLLECTOR
3. EMITTER

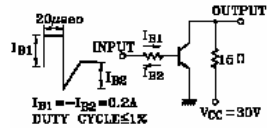


MAXIMUM RATINGS (Ta=25°C unless otherwise noted)

Symbol	Parameter	Value	Unit
V_{CBO}	Collector-Base Voltage	60	V
V_{CEO}	Collector-Emitter Voltage	60	V
V_{EBO}	Emitter-Base Voltage	7	V
I_C	Collector Current -Continuous	3	A
P_C	Collector Power Dissipation	2	W
T_j	Junction Temperature	150	°C
T_{stg}	Storage Temperature Range	-55-150	°C

ELECTRICAL CHARACTERISTICS(Ta=25°C unless otherwise specified)

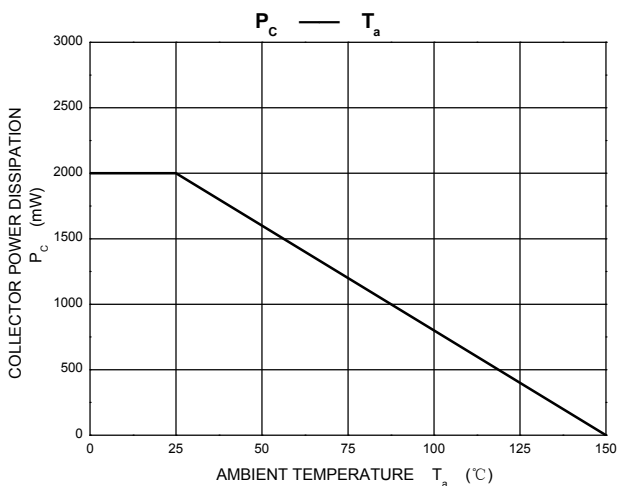
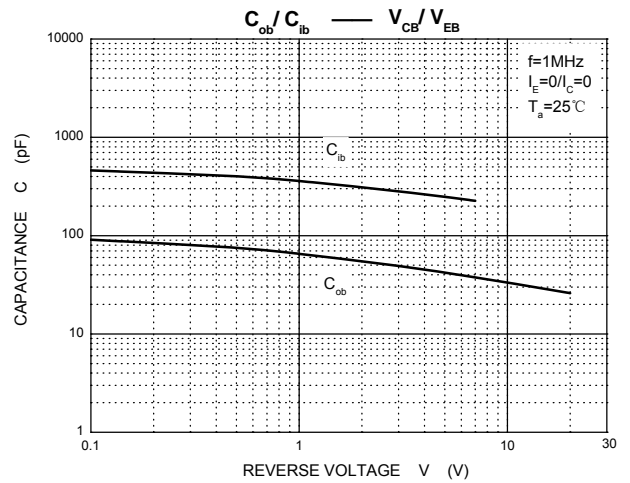
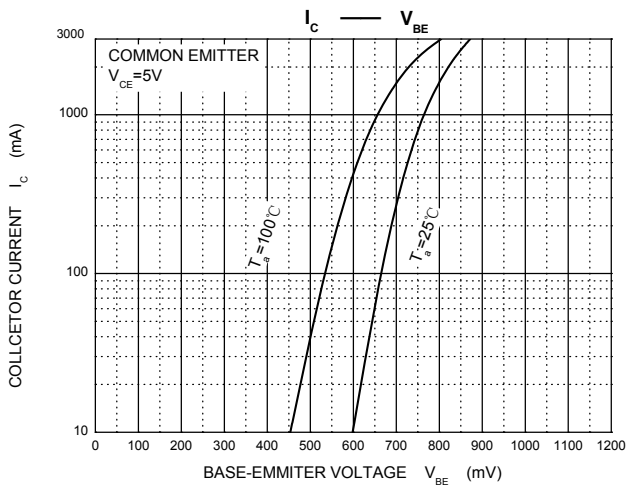
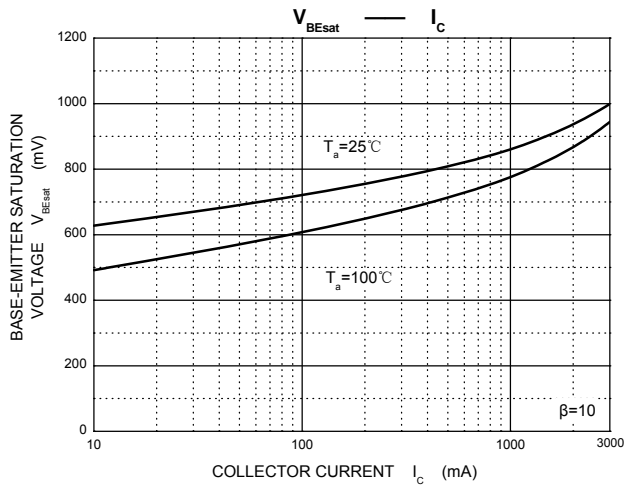
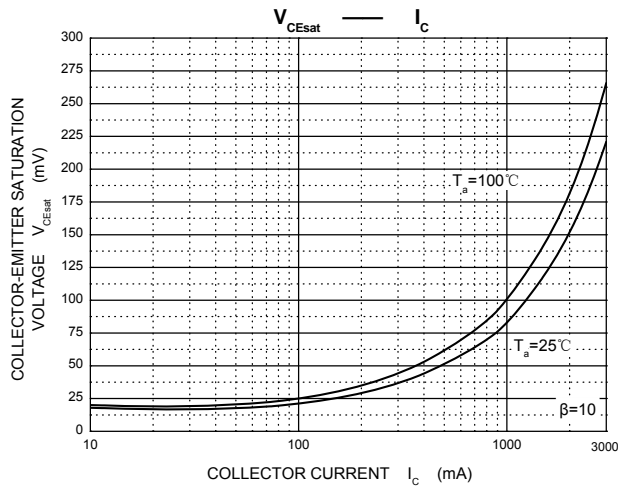
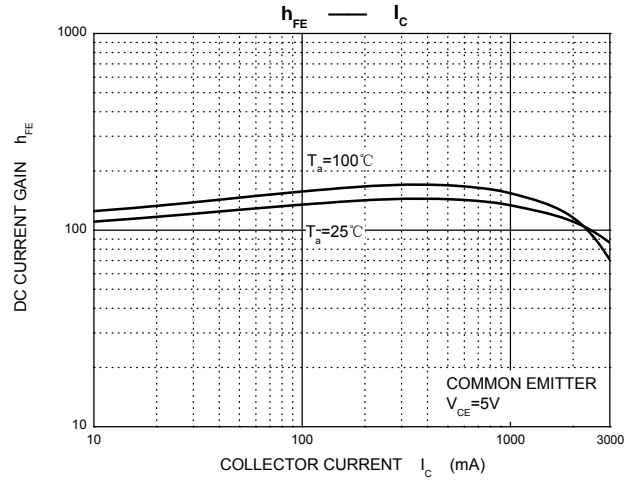
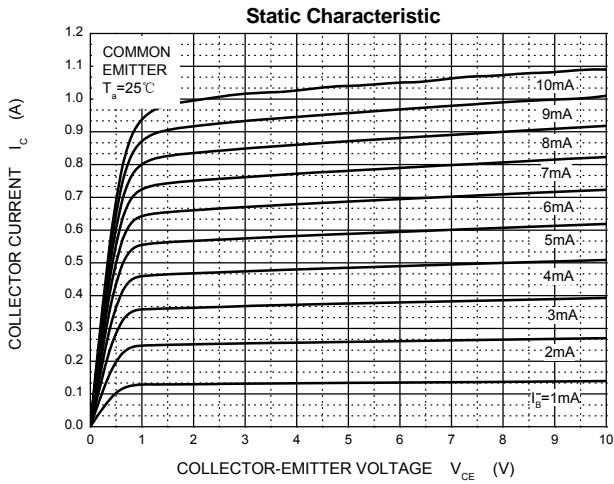
Parameter	Symbol	Test conditions	Min	Typ	Max	Unit
Collector-base breakdown voltage	$V_{(BR)CBO}$	$I_C=100\mu A, I_E=0$	60			V
Collector-emitter breakdown voltage	$V_{(BR)CEO}$	$I_C=50mA, I_B=0$	60			V
Emitter-base breakdown voltage	$V_{(BR)EBO}$	$I_E=100\mu A, I_C=0$	7			V
Collector cut-off current	I_{CBO}	$V_{CB}=60V, I_E=0$			100	μA
Emitter cut-off current	I_{EBO}	$V_{EB}=7V, I_C=0$			100	μA
DC current gain	h_{FE}	$V_{CE}=5V, I_C=0.5A$	60		200	
Collector-emitter saturation voltage	$V_{CE(sat)}$	$I_C=2A, I_B=0.2A$			1	V
Base-emitter voltage	$V_{BE(on)}$	$V_{CE}=5V, I_C=0.5A$			1	V
Transition frequency	f_T	$V_{CE}=5V, I_C=0.5A$		3		MHz
Collector output capacitance	C_{ob}	$V_{CB}=10V, I_E=0, f=1MHz$		35		pF
Switching time	Turn-on Time	t_{on}		0.65		μs
	Storage Time	t_{stg}		1.3		
	Fall Time	t_f		0.65		



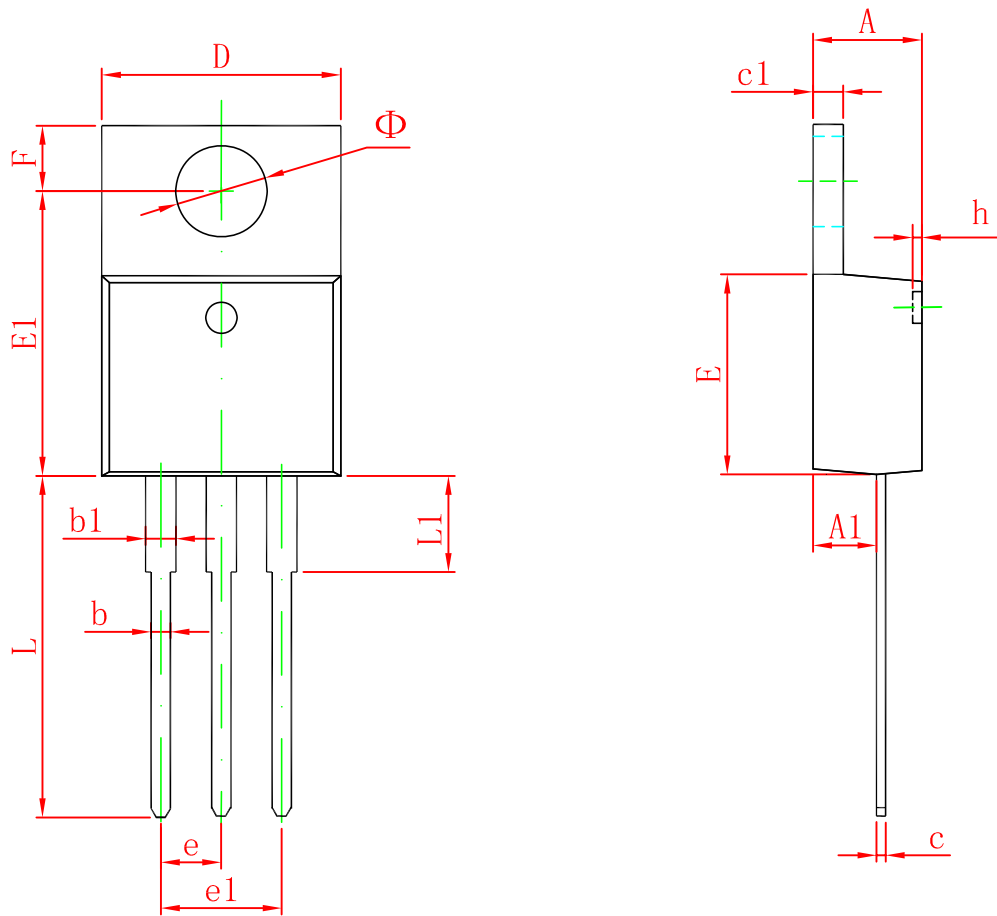
CLASSIFICATION OF h_{FE}

Rank	O	Y
Range	60-120	100-200

Typical Characteristics



TO-220-3L Package Outline Dimensions



Symbol	Dimensions In Millimeters		Dimensions In Inches	
	Min	Max	Min	Max
A	4.470	4.670	0.176	0.184
A1	2.520	2.820	0.099	0.111
b	0.710	0.910	0.028	0.036
b1	1.170	1.370	0.046	0.054
c	0.310	0.530	0.012	0.021
c1	1.170	1.370	0.046	0.054
D	10.010	10.310	0.394	0.406
E	8.500	8.900	0.335	0.350
E1	12.060	12.460	0.475	0.491
e	2.540 TYP		0.100 TYP	
e1	4.980	5.180	0.196	0.204
F	2.590	2.890	0.102	0.114
h	0.000	0.300	0.000	0.012
L	13.400	13.800	0.528	0.543
L1	3.560	3.960	0.140	0.156
Φ	3.735	3.935	0.147	0.155