

2SC4139

Silicon NPN Triple Diffused Planar Transistor (High Voltage and High Speed Switching Transistor) **Application** : Switching Regulator and General Purpose

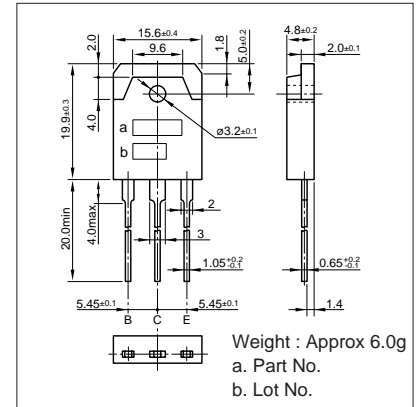
Absolute maximum ratings (Ta=25°C)

Symbol	Ratings	Unit
V _{CB0}	500	V
V _{CEO}	400	V
V _{EBO}	10	V
I _c	15(Pulse30)	A
I _B	5	A
P _c	120(T _C =25°C)	W
T _j	150	°C
T _{stg}	-55 to +150	°C

Electrical Characteristics (Ta=25°C)

Symbol	Conditions	Ratings	Unit
I _{CB0}	V _{CB} =500V	100max	μA
I _{EBO}	V _{EB} =10V	100max	μA
V(BR)CEO	I _c =25mA	400min	V
h _{FE}	V _{CE} =4V, I _c =8A	10 to 30	
V _{CE(sat)}	I _c =8A, I _B =1.6A	0.5max	V
V _{BE(sat)}	I _c =8A, I _B =1.6A	1.3max	V
f _r	V _{CE} =12V, I _E =-1.5A	10typ	MHZ
COB	V _{CB} =10V, f=1MHZ	85typ	pF

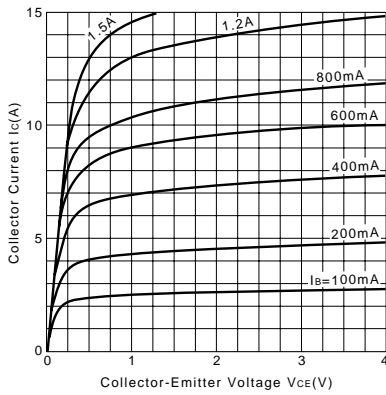
External Dimensions MT-100(TO3P)



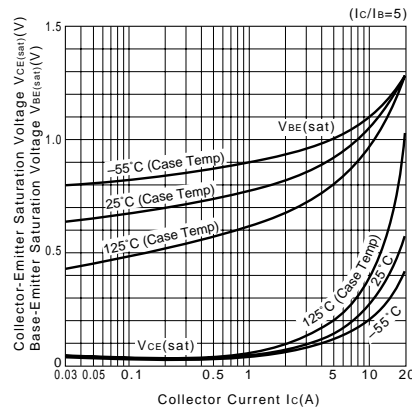
Typical Switching Characteristics (Common Emitter)

V _{CC} (V)	R _L (Ω)	I _c (A)	V _{BB1} (V)	V _{BB2} (V)	I _{B1} (A)	I _{B2} (A)	t _{on} (μs)	t _{stg} (μs)	t _f (μs)
200	25	8	10	-5	0.8	-1.6	1max	3max	0.5max

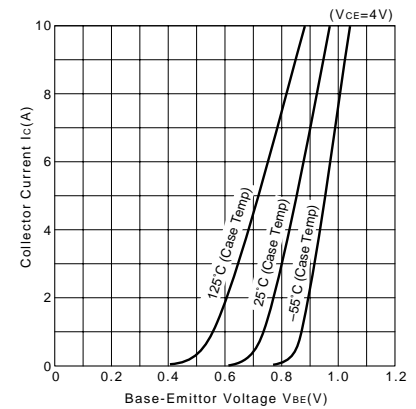
I_c-V_{CE} Characteristics (Typical)



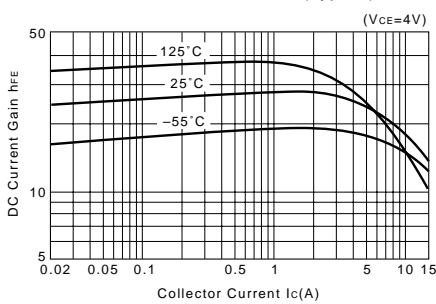
V_{CE(sat)}, V_{BE(sat)}-I_c Temperature Characteristics (Typical)



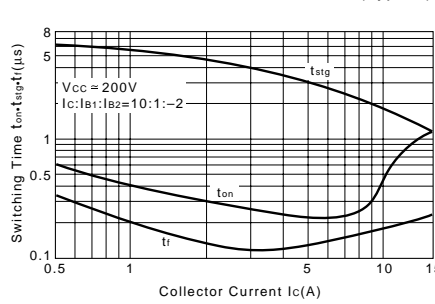
I_c-V_{BE} Temperature Characteristics (Typical)



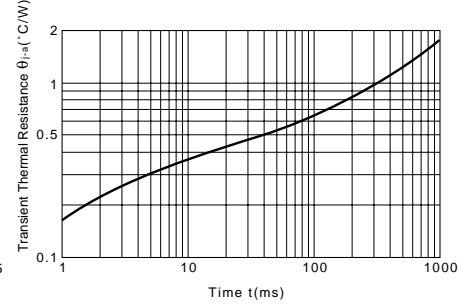
h_{FE}-I_c Characteristics (Typical)



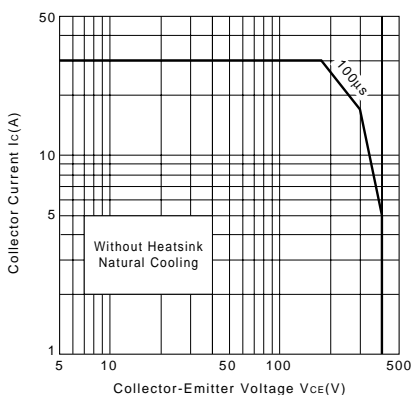
t_{on}•t_{stg}•t_f-I_c Characteristics (Typical)



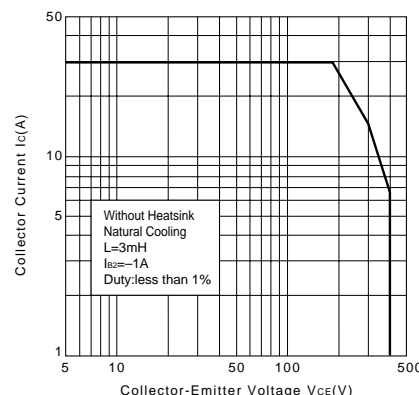
θ_{j-a}-t Characteristics



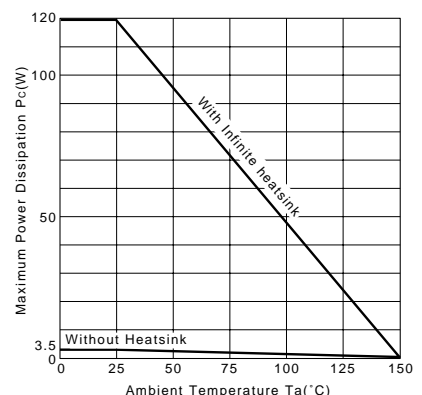
Safe Operating Area (Single Pulse)



Reverse Bias Safe Operating Area



P_c-T_a Derating



This datasheet has been download from:

www.datasheetcatalog.com

Datasheets for electronics components.