




## 4 Amps Single Phase Silicon Bridge

 <p><b>GBU4005-GBU410</b></p> <p><b>Features:</b></p> <ul style="list-style-type: none"> <li><input type="checkbox"/> High surge current capability</li> <li><input type="checkbox"/> Ideal for printed circuit boards</li> <li><input type="checkbox"/> Plastic package has Underwriters Laboratory Flammability Classification 94V-0</li> </ul>	<p style="text-align: center;">GBU</p>  
---	--

**Absolute Maximum Ratings** (Ta=25°C unless otherwise noted)

Parameter	Symbol	GBU 4005	GBU 401	GBU 402	GBU 404	GBU 406	GBU 408	GBU 410	Unit
Maximum Reverse Peak Repetitive Voltage	$V_{RRM}$	50	100	200	400	600	800	1000	V
Maximum RMS Voltage	$V_{RMS}$	35	70	140	280	420	560	700	
Maximum DC Blocking Voltage	$V_{DC}$	50	100	200	400	600	800	1000	
Maximum Average Forward Rectified Current, @ Ta=50°C	$I_{(AV)}$	4.0							A
Peak Forward Surge Current 8.3ms single half sine wave superimposed on rated load (JEDEC Method)	$I_{FSM}$	120							
Rating for fusing (t < 8.3ms)	$I^2t$	59							A <sup>2</sup> s
Maximum Reverse Current @ rated $V_R$ Tj = 25°C Tj = 125°C	$I_R$	10 500							μA
Maximum Forward Voltage @ 4.0 A	$V_F$	1.0							V
Typical Thermal Resistance	$R_{\theta JA}$	2.2							°C/W
Typical Junction Capacitance @ $V_R = 4.0$ V, f = 1.0 MHz	$C_j$	45							pF
Operating and Storage Temperature Range	Tj, Tstg	-55 to +150							°C

4 Amps Single Phase Silicon Bridge

Typical Characteristics

FIG.1-FORWARD CURRENT DERATING CURVE

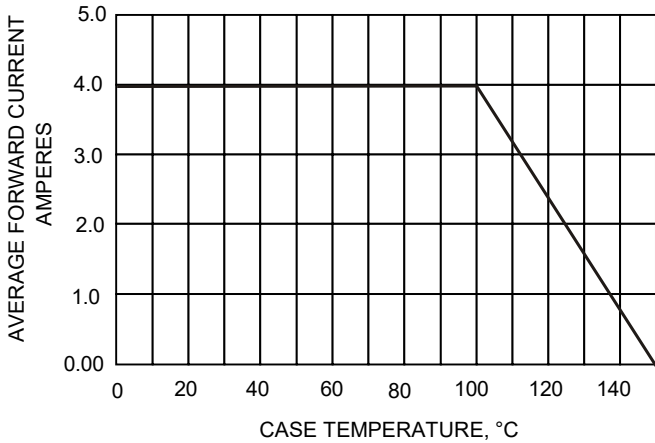


FIG.2-MAXIMUM NON-REPETITIVE SURGE CURRENT




FIG.3-TYPICAL JUNCTION CAPACITANCE

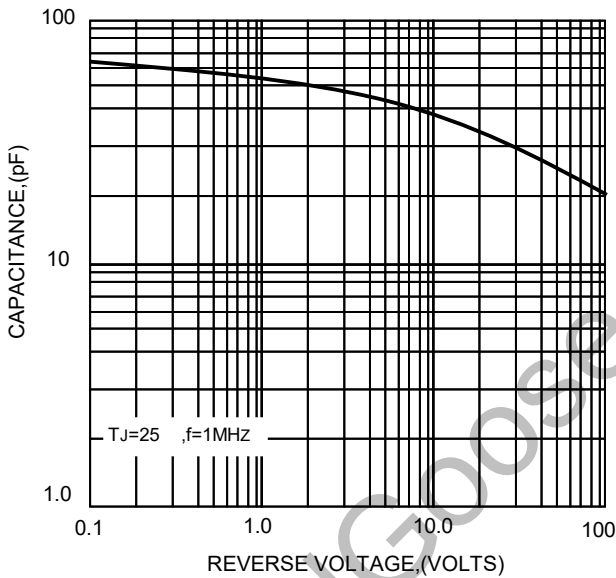


FIG.4-TYPICAL FORWARD CHARACTERISTICS

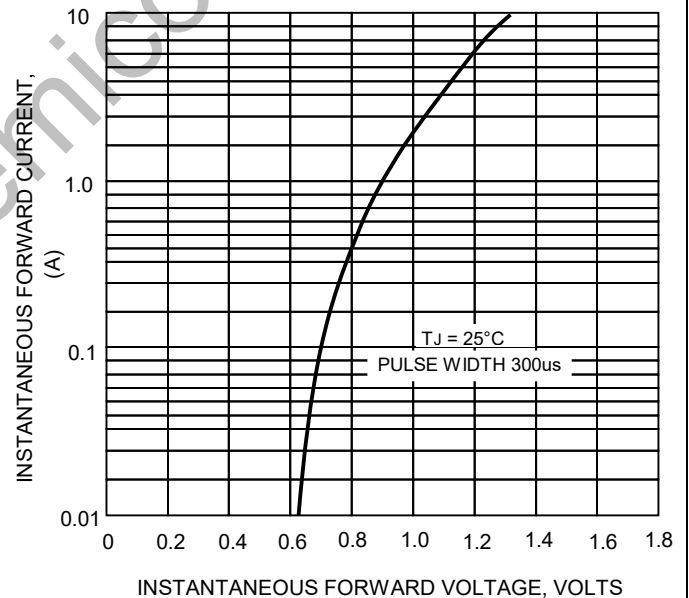
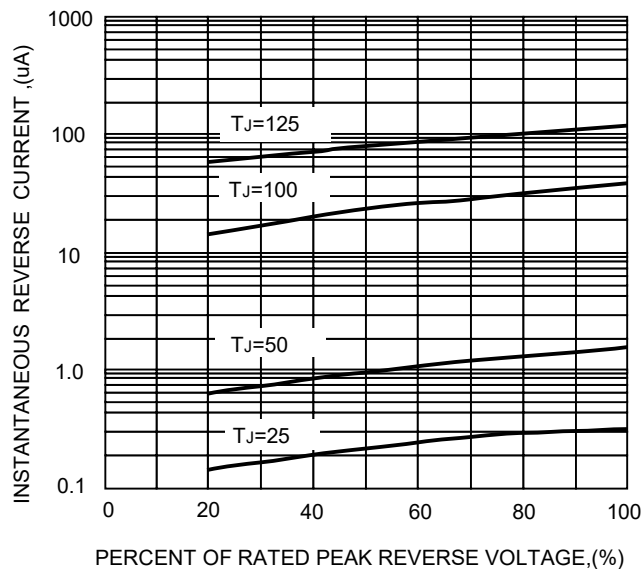
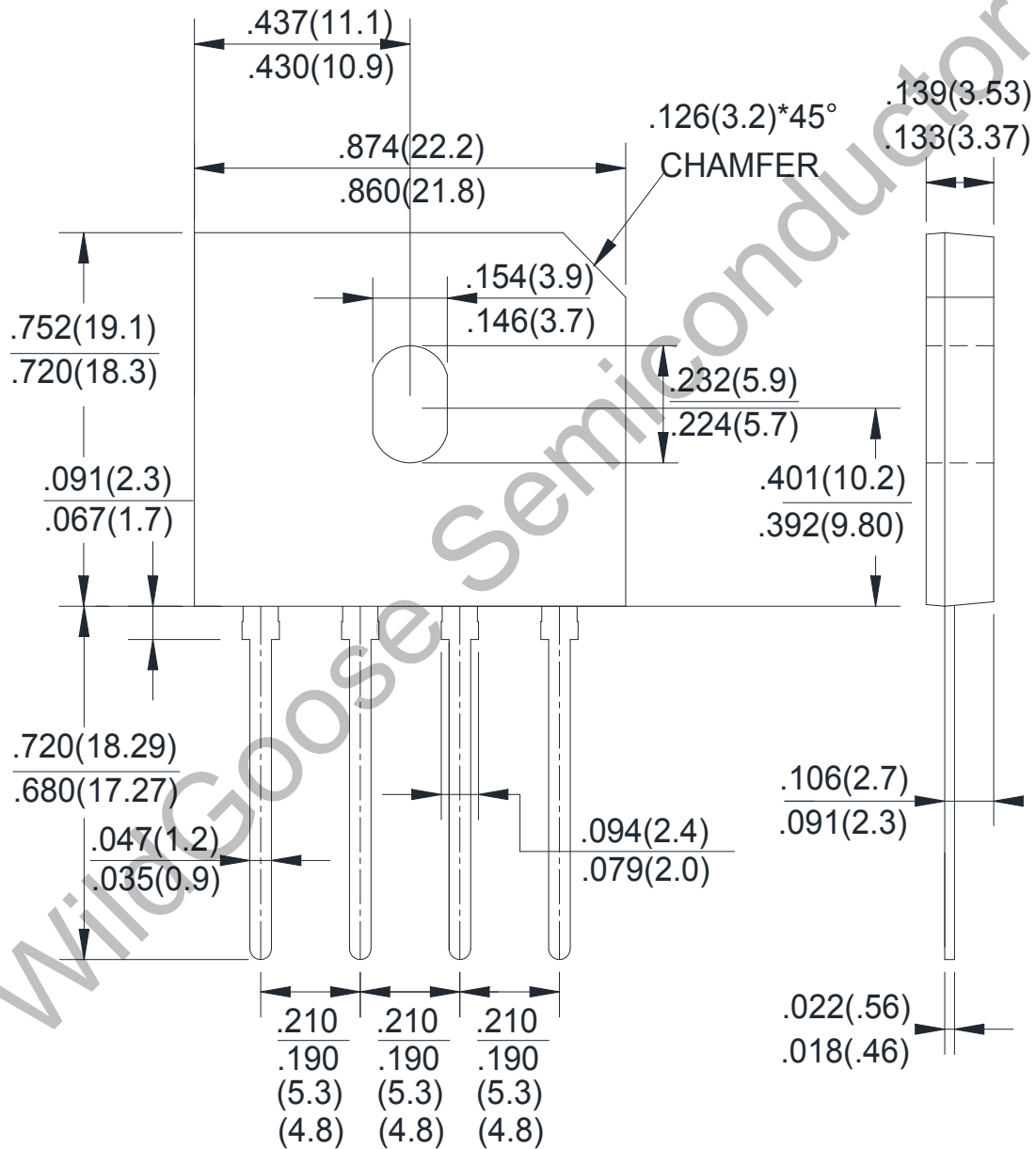


FIG.5-TYPICAL REVERSE CHARACTERISTICS



Package Dimension

**GBU**



Dimensions in inches and (millimeters)