

The RF Line NPN Silicon High-Frequency Transistor

Designed for thick and thin-film circuits using surface mount components and requiring low-noise, high-gain signal amplification at frequencies to 1.0 GHz.

- High Gain — $G_{pe} = 17$ dB Typ @ $f = 450$ MHz
- Low Noise — $NF = 2.5$ dB Typ @ $f = 450$ MHz
- Available in tape and reel packaging options:
T1 suffix = 3,000 units per reel

MAXIMUM RATINGS

Rating	Symbol	Value	Unit
Collector-Emitter Voltage	V_{CEO}	10	Vdc
Collector-Base Voltage	V_{CBO}	15	Vdc
Emitter-Base Voltage	V_{EBO}	3.0	Vdc
Collector Current — Continuous	I_C	20	mAdc
Maximum Junction Temperature	T_{Jmax}	150	°C
Power Dissipation, $T_{case} = 75^\circ\text{C}$ (1) Derate linearly above $T_{case} = 75^\circ\text{C}$ @	$P_{D(max)}$	0.300 4.00	W mW/°C

THERMAL CHARACTERISTICS

Characteristic	Symbol	Max	Unit
Storage Temperature	T_{stg}	-55 to +150	°C
Thermal Resistance Junction to Case	$R_{\theta JC}$	250	°C/W

DEVICE MARKING

MMBR5031LT1 = 7G

ELECTRICAL CHARACTERISTICS ($T_A = 25^\circ\text{C}$ unless otherwise noted)

Characteristic	Symbol	Min	Typ	Max	Unit
----------------	--------	-----	-----	-----	------

OFF CHARACTERISTICS

Collector-Emitter Breakdown Voltage ($I_C = 1.0$ mAdc, $I_B = 0$)	$V_{(BR)CEO}$	10	—	—	Vdc
Collector-Base Breakdown Voltage ($I_C = 0.01$ mAdc, $I_E = 0$)	$V_{(BR)CBO}$	15	—	—	Vdc
Emitter-Base Breakdown Voltage ($I_E = 0.01$ mAdc, $I_C = 0$)	$V_{(BR)EBO}$	3.0	—	—	Vdc
Collector Cutoff Current ($V_{CB} = 6.0$ Vdc, $I_E = 0$)	I_{CBO}	—	—	10	nAdc

ON CHARACTERISTICS

DC Current Gain ($I_C = 1.0$ mAdc, $V_{CE} = 6.0$ Vdc)	h_{FE}	25	—	300	—
---	----------	----	---	-----	---

SMALL-SIGNAL CHARACTERISTICS

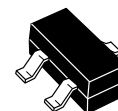
Current-Gain — Bandwidth Product ($I_C = 5.0$ mAdc, $V_{CE} = 6.0$ Vdc, $f = 100$ MHz)	f_T	—	1,000	—	MHz
Collector-Base Capacitance ($V_{CE} = 6.0$ Vdc, $I_E = 0$, $f = 0.1$ MHz)	C_{cb}	—	—	1.5	pF
Minimum Noise Figure ($I_C = 1.0$ mAdc, $V_{CE} = 6.0$ Vdc, $f = 450$ MHz)	NF_{min}	—	2.5	—	dB
Common-Emitter Amplifier Power Gain ($I_C = 1.0$ mAdc, $V_{CE} = 6.0$ Vdc, $f = 450$ MHz)	G_{pe}	—	17	25	dB

NOTE:

1. Case temperature measured on collector lead immediately adjacent to body of package.

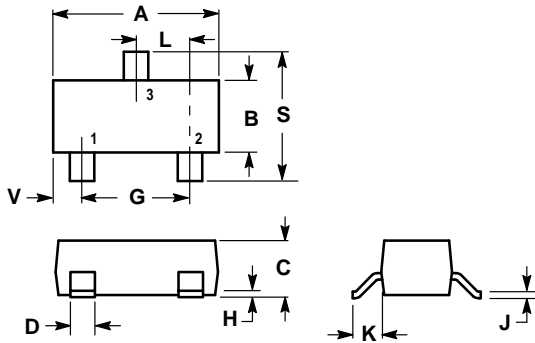
MMBR5031LT1

RF AMPLIFIER
TRANSISTOR
NPN SILICON



CASE 318-08, STYLE 6
SOT-23
LOW PROFILE
(TO-236AA/AB)

PACKAGE DIMENSIONS



NOTES:


1. DIMENSIONING AND TOLERANCING PER ANSI Y14.5M, 1982.
2. CONTROLLING DIMENSION: INCH.
3. MAXIMUM LEAD THICKNESS INCLUDES LEAD FINISH THICKNESS. MINIMUM LEAD THICKNESS IS THE MINIMUM THICKNESS OF BASE MATERIAL.

DIM	INCHES		MILLIMETERS	
	MIN	MAX	MIN	MAX
A	0.1102	0.1197	2.80	3.04
B	0.0472	0.0551	1.20	1.40
C	0.0350	0.0440	0.89	1.11
D	0.0150	0.0200	0.37	0.50
G	0.0701	0.0807	1.78	2.04
H	0.0005	0.0040	0.013	0.100
J	0.0034	0.0070	0.085	0.177
K	0.0140	0.0285	0.35	0.69
L	0.0350	0.0401	0.89	1.02
S	0.0830	0.1039	2.10	2.64
V	0.0177	0.0236	0.45	0.60

STYLE 6:

- PIN 1. BASE
2. EMITTER
3. COLLECTOR

CASE 318-08 ISSUE AE

Motorola reserves the right to make changes without further notice to any products herein. Motorola makes no warranty, representation or guarantee regarding the suitability of its products for any particular purpose, nor does Motorola assume any liability arising out of the application or use of any product or circuit, and specifically disclaims any and all liability, including without limitation consequential or incidental damages. "Typical" parameters can and do vary in different applications. All operating parameters, including "Typicals" must be validated for each customer application by customer's technical experts. Motorola does not convey any license under its patent rights nor the rights of others. Motorola products are not designed, intended, or authorized for use as components in systems intended for surgical implant into the body, or other applications intended to support or sustain life, or for any other application in which the failure of the Motorola product could create a situation where personal injury or death may occur. Should Buyer purchase or use Motorola products for any such unintended or unauthorized application, Buyer shall indemnify and hold Motorola and its officers, employees, subsidiaries, affiliates, and distributors harmless against all claims, costs, damages, and expenses, and reasonable attorney fees arising out of, directly or indirectly, any claim of personal injury or death associated with such unintended or unauthorized use, even if such claim alleges that Motorola was negligent regarding the design or manufacture of the part. Motorola and  are registered trademarks of Motorola, Inc. Motorola, Inc. is an Equal Opportunity/Affirmative Action Employer.

How to reach us:

USA/EUROPE: Motorola Literature Distribution;
P.O. Box 20912; Phoenix, Arizona 85036. 1-800-441-2447

JAPAN: Nippon Motorola Ltd.; Tatsumi-SPD-JLDC, Toshikatsu Otsuki,
6F Seibu-Butsuryu-Center, 3-14-2 Tatsumi Koto-Ku, Tokyo 135, Japan. 03-3521-8315

MFAX: RMFAX0@email.sps.mot.com - TOUCHTONE (602) 244-6609
INTERNET: http://Design-NET.com

HONG KONG: Motorola Semiconductors H.K. Ltd.; 8B Tai Ping Industrial Park,
51 Ting Kok Road, Tai Po, N.T., Hong Kong. 852-26629298



MMBR5031LT1/D

