



Micro Commercial Components



Micro Commercial Components  
 20736 Marilla Street Chatsworth  
 CA 91311  
 Phone: (818) 701-4933  
 Fax: (818) 701-4939

**BZX79C2V4  
 THRU  
 BZX79C75**

**500mW Silicon  
 Zener Diodes**

**DO-35 GLASS**

**Features**

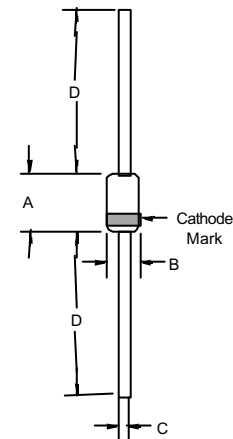
- Zener Voltage Range 2.4V to 75V
- Metallurgical Bonded Construction
- Double Slug Type Construction
- Lead Free Finish/Rohs Compliant (Note1) ("P" Suffix designates Compliant. See ordering information)

**Mechanical Data**

- Case: Double slug type, hermetically sealed glass
- Polarity: Cathode indicated by polarity band
- Marking : Type Number
- Moisture Sensitivity: Level 1

**Maximum Ratings\***

	Symbol	Value	Units
Max. Steady State Power Dissipation at $T_L < 75^\circ\text{C}$ , Lead Length=3/8"	$P_D$	500	mW
Derate above $75^\circ\text{C}$		4.0	mW/ $^\circ\text{C}$
Junction Temperature	$T_J$	175	$^\circ\text{C}$
Storage Temperature Range	$T_{STG}$	-65 to 175	$^\circ\text{C}$



**Electrical Characteristics @ 25°C Unless Otherwise Specified**

	Symbol	Maximum	Unit
Max. Forward Voltage @ $I_F = 10\text{mA}$	$V_F$	0.9	V

Note: 1. Lead in Glass Exemption Applied, see EU Directive Annex 7(C)-I.

DIM	DIMENSIONS				NOTE
	INCHES		MM		
	MIN	MAX	MIN	MAX	
A	---	.166	---	4.2	
B	---	.079	---	2.00	
C	---	.020	---	.52	
D	1.000	---	25.40	---	

# BZX79C2V4 thru BZX79C75



## Electrical Characteristics

MCC Part Number	Zener Voltage				Z <sub>ZT</sub> @I <sub>ZT</sub>	Leakage Current		Z <sub>ZK</sub> @I <sub>ZK</sub>		TC <sub>VZ</sub>
	VZ(Volts) (1)			@ I <sub>ZT</sub>		IR @ VR		Ohms	mA	
	Min	Nom	Max	mA	Ohms	μA	Volts			%/K
BZX79C2V4	2.2	2.4	2.6	5	100	50	1	600	1	-0.009~-0.06
BZX79C2V7	2.5	2.7	2.9	5	100	20	1	600	1	-0.009~-0.06
BZX79C3V0	2.8	3	3.2	5	95	10	1	600	1	-0.08~-0.05
BZX79C3V3	3.1	3.3	3.5	5	95	5	1	600	1	-0.08~-0.05
BZX79C3V6	3.4	3.6	3.8	5	90	5	1	600	1	-0.08~-0.05
BZX79C3V9	3.7	3.9	4.1	5	90	3	1	600	1	-0.08~-0.05
BZX79C4V3	4	4.3	4.6	5	90	3	1	600	1	-0.06~-0.03
BZX79C4V7	4.4	4.7	5	5	80	3	1	500	1	-0.05~+0.02
BZX79C5V1	4.8	5.1	5.4	5	60	2	1	480	1	-0.02~+0.02
BZX79C5V6	5.2	5.6	6	5	40	1	1	400	1	-0.05~+0.05
BZX79C6V2	5.8	6.2	6.6	5	10	3	2	150	1	0.03~0.06
BZX79C6V8	6.4	6.8	7.2	5	15	2	3	80	1	0.03~0.07
BZX79C7V5	7	7.5	7.9	5	15	1	5	80	1	0.03~0.07
BZX79C8V2	7.7	8.2	8.7	5	15	0.7	6	80	1	0.03~0.08
BZX79C9V1	8.5	9.1	9.6	5	20	0.5	7	100	1	0.03~0.09
BZX79C10	9.4	10	10.6	5	20	0.1	7.5	150	1	0.03~0.1
BZX79C11	10.4	11	11.6	5	20	0.1	8.5	150	1	0.03~0.11
BZX79C12	11.4	12	12.7	5	25	0.1	9	150	1	0.03~0.11
BZX79C13	12.4	13	14.1	5	30	0.05	10	170	1	0.03~0.11
BZX79C15	13.8	15	15.6	5	30	0.05	11	200	1	0.03~0.11
BZX79C16	15.3	16	17.1	5	40	0.05	12	200	1	0.03~0.11
BZX79C18	16.8	18	19.1	5	45	0.05	13	225	1	0.03~0.11
BZX79C20	18.8	20	21.2	5	55	0.05	15	225	1	0.03~0.11
BZX79C22	20.8	22	23.3	5	55	0.05	16	250	1	0.04~0.12
BZX79C24	22.8	24	25.6	5	70	0.05	18	250	1	0.04~0.12
BZX79C27	25.1	27	28.9	2	80	0.05	20	300	1	0.04~0.12
BZX79C30	28	30	32	2	80	0.05	22	300	1	0.04~0.12
BZX79C33	31	33	35	2	80	0.05	24	325	1	0.04~0.12
BZX79C36	34	36	38	2	90	0.05	27	350	1	0.04~0.12
BZX79C39	37	39	41	2	130	0.05	28	350	0.5	0.04~0.12
BZX79C43	40	43	46	2	150	0.05	32	375	0.5	0.04~0.12
BZX79C47	44	47	50	2	170	0.05	35	375	0.5	0.04~0.12
BZX79C51	48	51	54	2	180	0.05	38	400	0.5	0.04~0.12
BZX79C56	52	56	60	2	200	0.05	39	425	0.5	0.04~0.12
BZX79C62	58	62	66	2	215	0.05	43	450	0.5	0.04~0.12
BZX79C68	64	68	72	2	240	0.05	48	475	0.5	0.04~0.12
BZX79C75	70	75	79	2	255	0.05	53	500	0.5	0.04~0.12

Note 1. Tighter tolerance of Vz available ---BZX79B.....±2% tolerance

# BZX79C2V4 thru BZX79C75

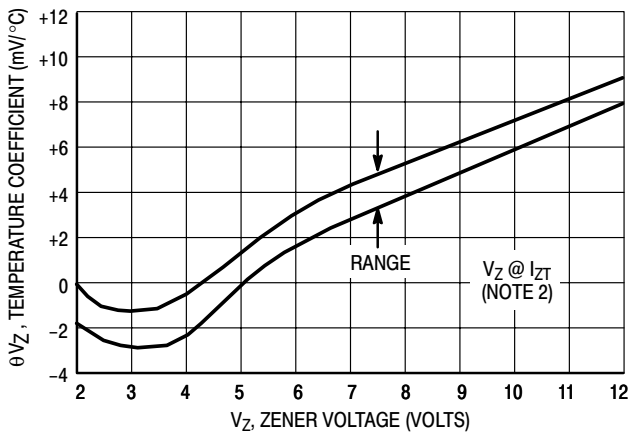


Figure 1a. Range for Units to 12 Volts

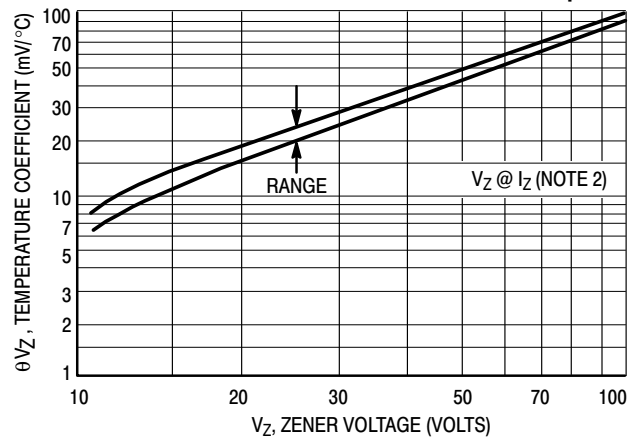


Figure 1b. Range for Units 12 to 100 Volts

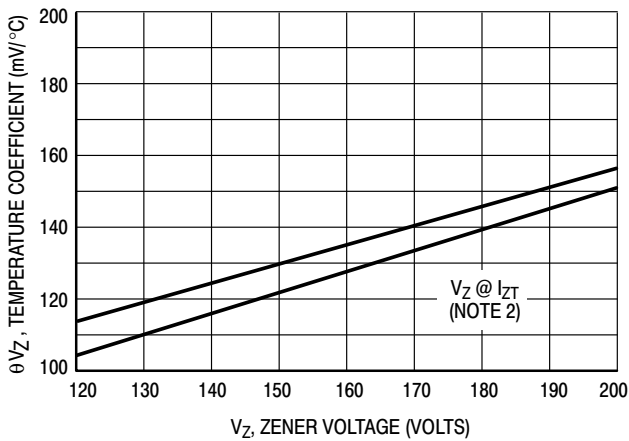


Figure 1c. Range for Units 120 to 200 Volts

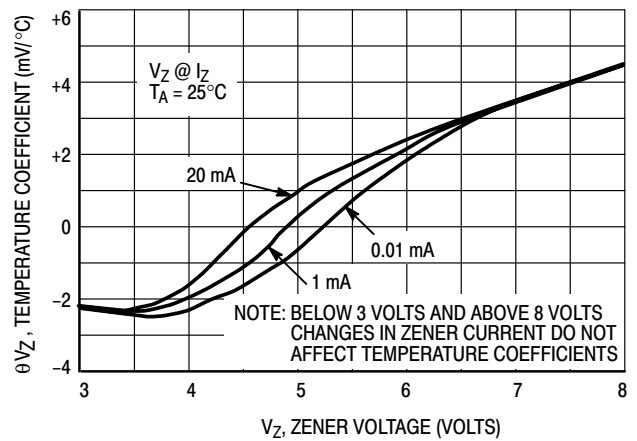


Figure 2. Effect of Zener Current

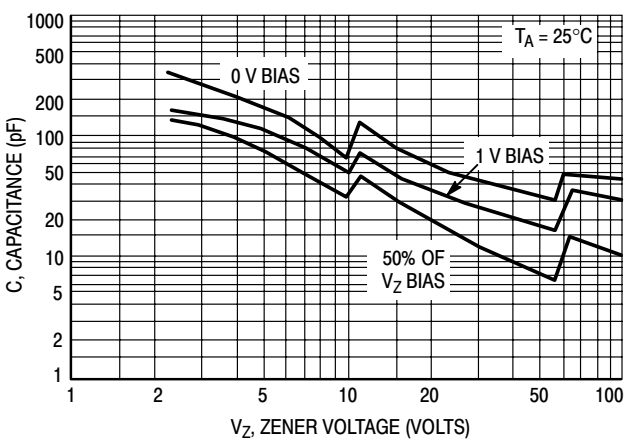


Figure 3a. Typical Capacitance 2.4–100 Volts

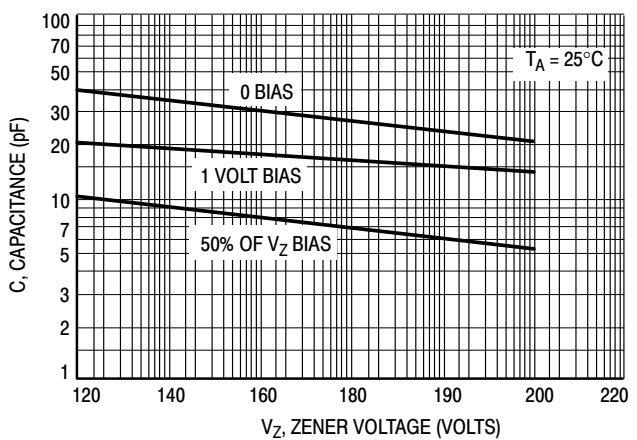


Figure 3b. Typical Capacitance 120–200 Volts

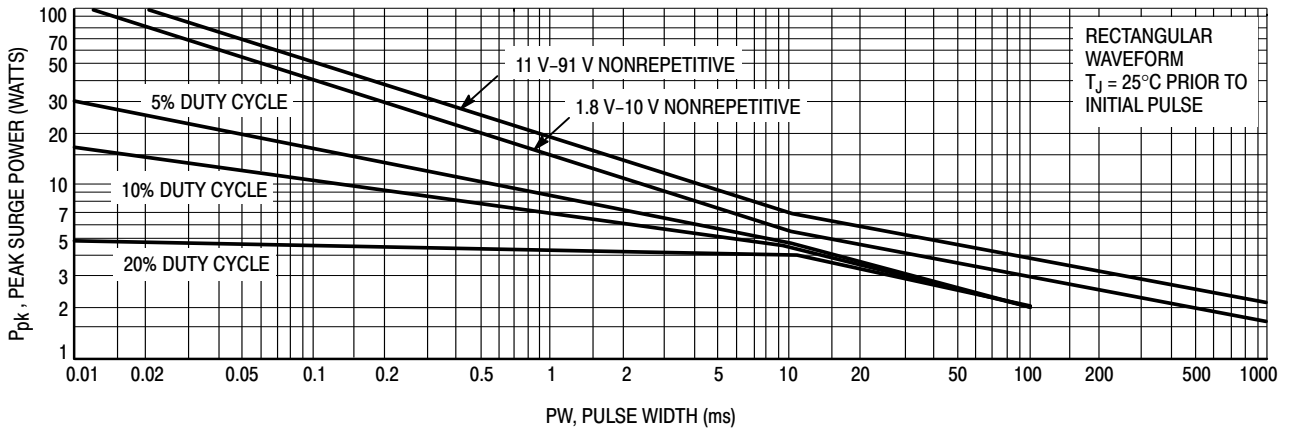


Figure 4a. Maximum Surge Power 1.8–91 Volts

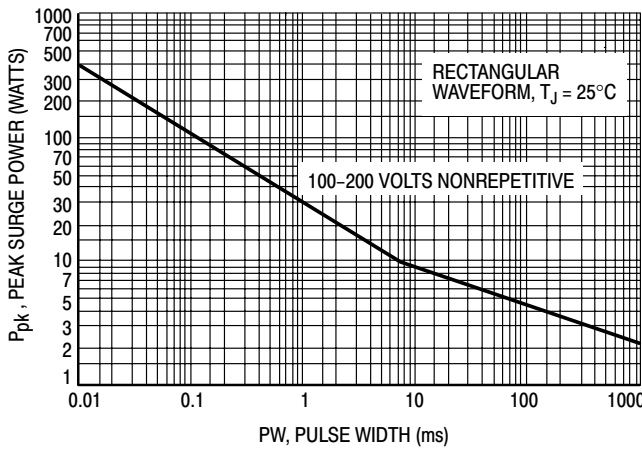


Figure 4b. Maximum Surge Power DO-204AH 100–200 Volts

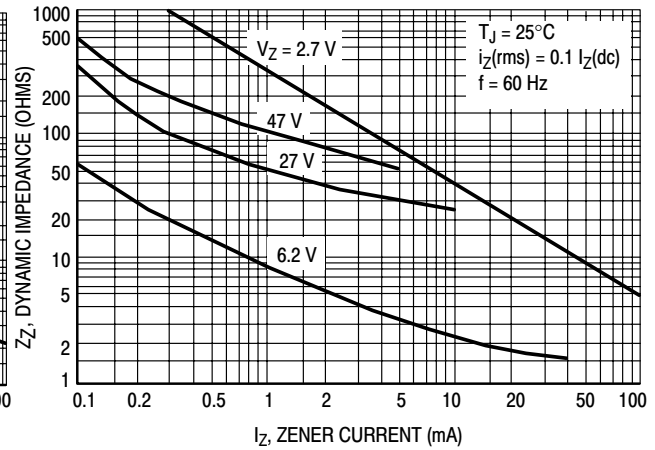


Figure 5 Effect of Zener Current on Zener Impedance

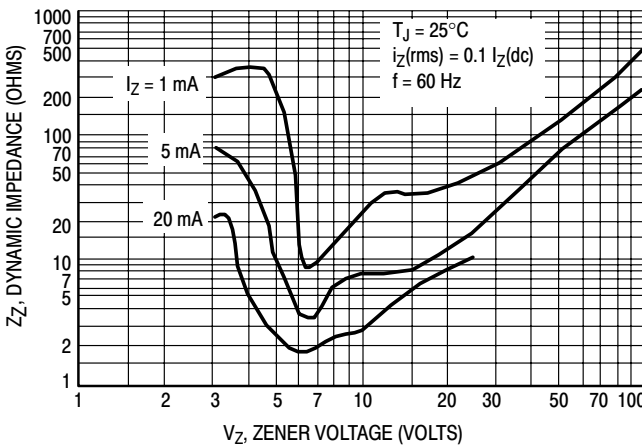


Figure 6. Effect of Zener Voltage on Zener Impedance

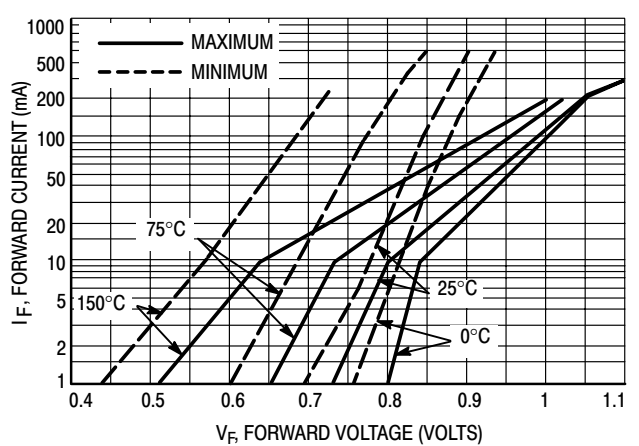


Figure 7. Typical Forward Characteristics



Micro Commercial Components

### Ordering Information :

Device	Packing
Part Number-TP	Tape&Reel: 10Kpcs/Reel
Part Number-AP	Ammo Packing: 5Kpcs/Ammo Box
Part Number-BP	Bulk: 100Kpcs/Carton

**\*\*\*IMPORTANT NOTICE\*\*\***

**Micro Commercial Components Corp.** reserves the right to make changes without further notice to any product herein to make corrections, modifications , enhancements , improvements , or other changes . **Micro Commercial Components Corp .** does not assume any liability arising out of the application or use of any product described herein; neither does it convey any license under its patent rights ,nor the rights of others . The user of products in such applications shall assume all risks of such use and will agree to hold **Micro Commercial Components Corp .** and all the companies whose products are represented on our website, harmless against all damages.

**\*\*\*LIFE SUPPORT\*\*\***

MCC's products are not authorized for use as critical components in life support devices or systems without the express written approval of Micro Commercial Components Corporation.

**\*\*\*CUSTOMER AWARENESS\*\*\***

Counterfeiting of semiconductor parts is a growing problem in the industry. Micro Commercial Components (MCC) is taking strong measures to protect ourselves and our customers from the proliferation of counterfeit parts. MCC strongly encourages customers to purchase MCC parts either directly from MCC or from Authorized MCC Distributors who are listed by country on our web page cited below. Products customers buy either from MCC directly or from Authorized MCC Distributors are genuine parts, have full traceability, meet MCC's quality standards for handling and storage. **MCC will not provide any warranty coverage or other assistance for parts bought from Unauthorized Sources.** MCC is committed to combat this global problem and encourage our customers to do their part in stopping this practice by buying direct or from authorized distributors.