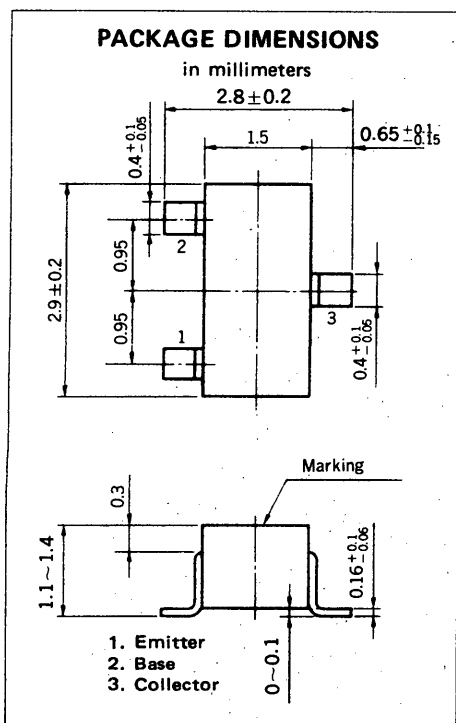


AUDIO FREQUENCY POWER AMPLIFIER
NPN SILICON EPITAXIAL TRANSISTOR
MINI MOLD



DESCRIPTION

The 2SD596 is designed for use in small type equipments especially recommended for hybrid integrated circuit and other applications.

FEATURES

- Micro package.
- High DC current gain. $h_{FE} : 200$ TYP. ($V_{CE} = 1.0$ V, $I_C = 100$ mA)
- Complimentary to NEC 2SB624 PNP Transistor.

ABSOLUTE MAXIMUM RATINGS

Maximum Voltages and Current ($T_A = 25^\circ\text{C}$)

Collector to Base Voltage	V_{CBO}	30	V
Collector to Emitter Voltage	V_{CEO}	25	V
Emitter to Base Voltage	V_{EBO}	5.0	V
Collector Current (DC)	I_C	700	mA

Maximum Power Dissipation

Total Power Dissipation at 25°C Ambient Temperature	P_T	200	mW
--	-------	-----	----

Maximum Temperatures

Storage Temperature Range	T_{stg}	-55 to +150	$^\circ\text{C}$
Operating Junction Temperature	T_j	150	$^\circ\text{C}$

ELECTRICAL CHARACTERISTICS ($T_A = 25^\circ\text{C}$)

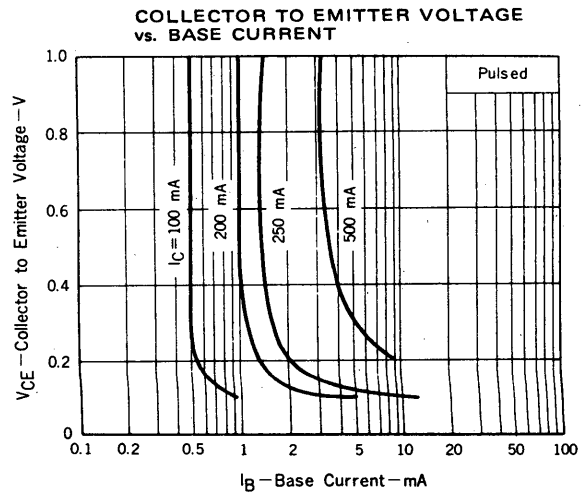
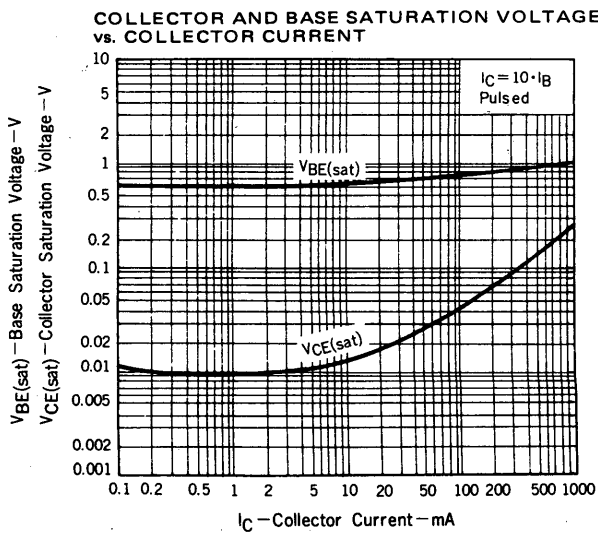
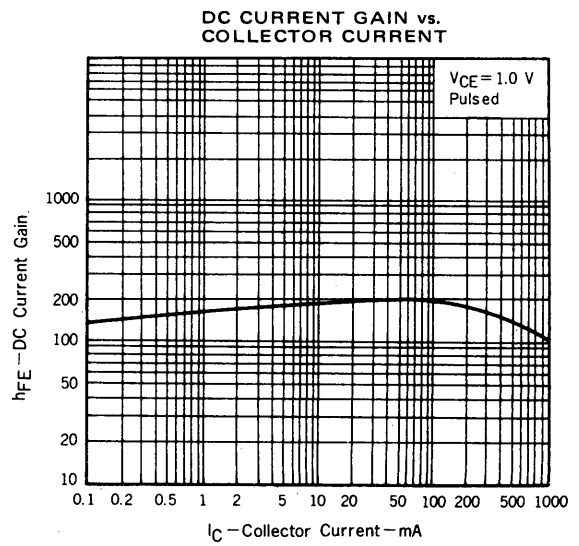
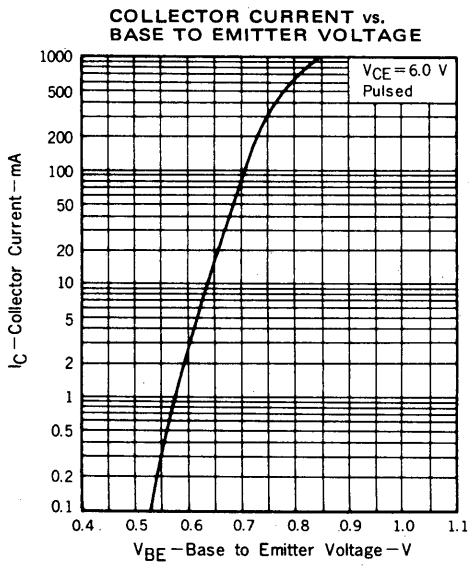
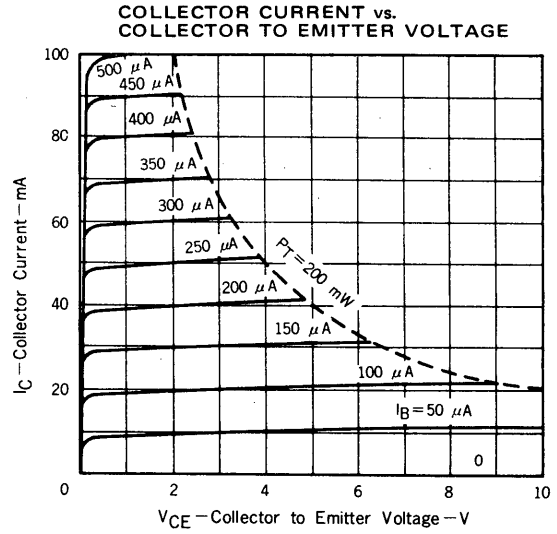
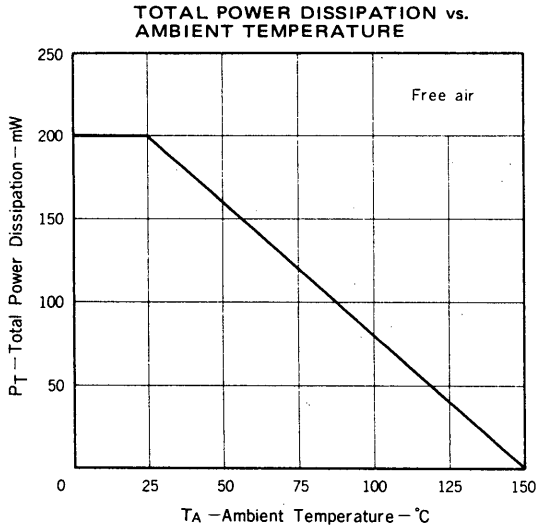
CHARACTERISTIC	SYMBOL	MIN.	TYP.	MAX.	UNIT	TEST CONDITIONS
Collector Cutoff Current	I_{CBO}			100	nA	$V_{CB} = 30$ V, $I_E = 0$
Emitter Cutoff Current	I_{EBO}			100	nA	$V_{EB} = 5.0$ V, $I_C = 0$
DC Current Gain	h_{FE1}	110	200	400		$V_{CE} = 1.0$ V, $I_C = 100$ mA *
DC Current Gain	h_{FE2}	50				$V_{CE} = 1.0$ V, $I_C = 700$ mA *
Base to Emitter Voltage	V_{BE}	600	640	700	mV	$V_{CE} = 6.0$ V, $I_C = 10$ mA *
Collector Saturation Voltage	$V_{CE(sat)}$		0.22	0.6	V	$I_C = 700$ mA, $I_B = 70$ mA *
Output Capacitance	C_{ob}		12		pF	$V_{CB} = 6.0$ V, $I_E = 0$, $f = 10$ MHz
Gain Bandwidth Product	f_T		170		MHz	$V_{CE} = 6.0$ V, $I_E = -10$ mA

* Pulsed: $PW \leq 350 \mu\text{s}$, Duty Cycle $\leq 2\%$

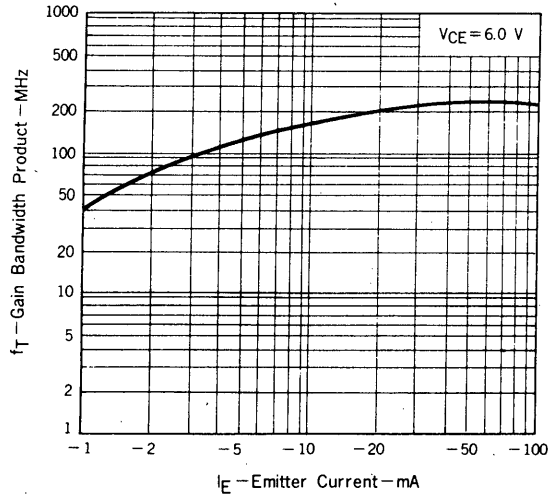
h_{FE1} Classification

Marking	DV1	DV2	DV3	DV4	DV5
h_{FE}	110 to 180	135 to 220	170 to 270	200 to 320	250 to 400

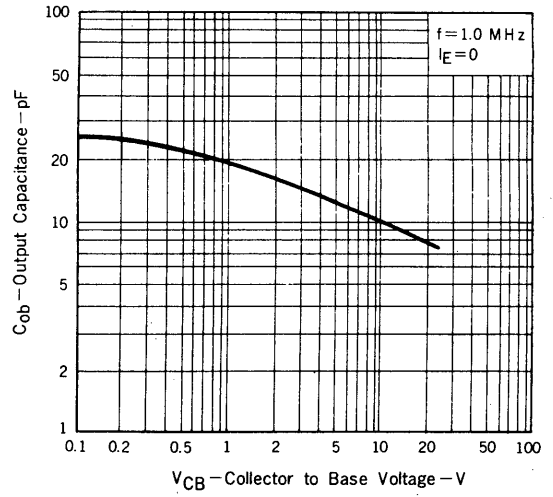
TYPICAL CHARACTERISTICS ($T_A = 25^\circ\text{C}$)



GAIN BANDWIDTH PRODUCT vs. EMITTER CURRENT



OUTPUT CAPACITANCE vs. COLLECTOR TO BASE VOLTAGE



[MEMO]

No part of this document may be copied or reproduced in any form or by any means without the prior written consent of NEC Corporation. NEC Corporation assumes no responsibility for any errors which may appear in this document.

NEC Corporation does not assume any liability for infringement of patents, copyrights or other intellectual property rights of third parties by or arising from use of a device described herein or any other liability arising from use of such device. No license, either express, implied or otherwise, is granted under any patents, copyrights or other intellectual property rights of NEC Corporation or others.

While NEC Corporation has been making continuous effort to enhance the reliability of its semiconductor devices, the possibility of defects cannot be eliminated entirely. To minimize risks of damage or injury to persons or property arising from a defect in an NEC semiconductor device, customers must incorporate sufficient safety measures in its design, such as redundancy, fire-containment, and anti-failure features.

NEC devices are classified into the following three quality grades:

"Standard", "Special", and "Specific". The Specific quality grade applies only to devices developed based on a customer designated "quality assurance program" for a specific application. The recommended applications of a device depend on its quality grade, as indicated below. Customers must check the quality grade of each device before using it in a particular application.

Standard: Computers, office equipment, communications equipment, test and measurement equipment, audio and visual equipment, home electronic appliances, machine tools, personal electronic equipment and industrial robots

Special: Transportation equipment (automobiles, trains, ships, etc.), traffic control systems, anti-disaster systems, anti-crime systems, safety equipment and medical equipment (not specifically designed for life support)

Specific: Aircrafts, aerospace equipment, submersible repeaters, nuclear reactor control systems, life support systems or medical equipment for life support, etc.

The quality grade of NEC devices is "Standard" unless otherwise specified in NEC's Data Sheets or Data Books. If customers intend to use NEC devices for applications other than those specified for Standard quality grade, they should contact an NEC sales representative in advance.

Anti-radioactive design is not implemented in this product.

This datasheet has been download from:

www.datasheetcatalog.com

Datasheets for electronics components.