

Schottky Barrier Rectifier

SL54CF - SL545CF

Features

- Metal silicon junction, majority carrier conduction
- High forward surge current capability
- Low forward voltage drop
- High temperature soldering guaranteed: 260°C @ 10s
- Robust guarding for over voltage protection
- RoHS compliant with Halogen-free



Mechanical Data

- Case: SMCF molded plastic
- Molding compound: UL flammability classification rating 94V-0
- Terminals: Matte tin plated leads; solderable per J-STD-002 and JESD22-B102
- Polarity: Color band denotes cathode end

Maximum Ratings (@ T_A = 25°C unless otherwise specified)

Parameter	Symbol	SL52CF	SL53CF	SL54CF	SL545CF	Unit
Peak Repetitive Reverse Voltage	V _{RRM}	20	30	40	45	V
RMS Reverse Voltage	V _{RMS}	14	21	28	31.5	V
DC Blocking Voltage	V _{DC}	20	30	40	45	V
Average Forward Output Current	I _{F_AV}	5.0				A
Peak Forward Surge Current, 8.3ms Single Half Sine wave	I _{FSM}	150				A

Thermal Characteristics

Parameter	Symbol	SL52CF	SL53CF	SL54CF	SL545CF	Unit
Typical Thermal Resistance *1	R _{θJA}	27				°C/W
	R _{θJC}	10				
	R _{θJL}	4				
Operating Junction Temperature Range	T _J	-55 ~ +125				°C
Storage Temperature Range	T _{STG}	-55 ~ +150				°C

Note *1: Device mounted on p.c.b. with 10 mm x 20 mm x 0.1 mm copper pad area

Schottky Barrier Rectifier

SL54CF - SL545CF

Electrical Characteristics (@ $T_A = 25^\circ\text{C}$ unless otherwise specified)

Parameter	Symbol	Test Conditions		Typ.	Max.	Unit
Instantaneous Forward Voltage*1	V_F	$I_F = 5.0\text{A}$	@ $T_A = 25^\circ\text{C}$	-	0.45	V
Reverse Current*2	I_R	Rated V_R	@ $T_J = 25^\circ\text{C}$	-	500	μA
			@ $T_J = 100^\circ\text{C}$	-	40	mA

Note*1: Pulse test: 300us pulse width, 1 % duty cycle

Note*2: Pulse test: Pulse width 40ms

Schottky Barrier Rectifier

SL54CF - SL545CF

Ratings and Characteristic Curves (@ $T_A=25^\circ\text{C}$ unless otherwise noted)

Fig.1 Forward Current Derating Curve

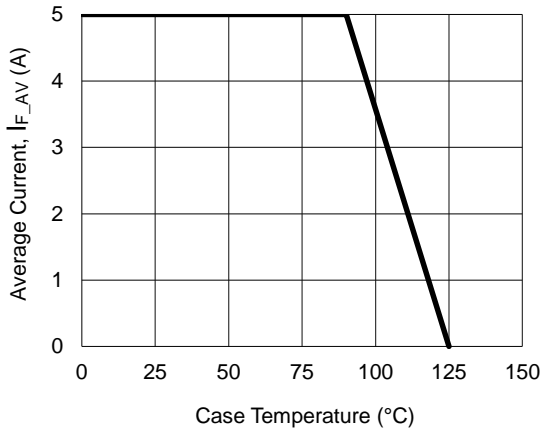


Fig.2 Surge Current Derating Curve

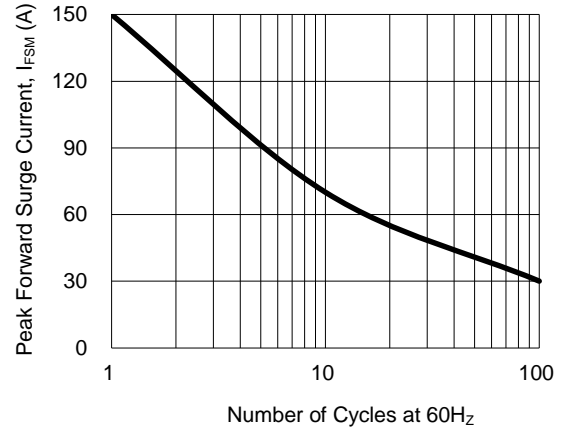


Fig.3 Typical Forward Voltage Characteristic

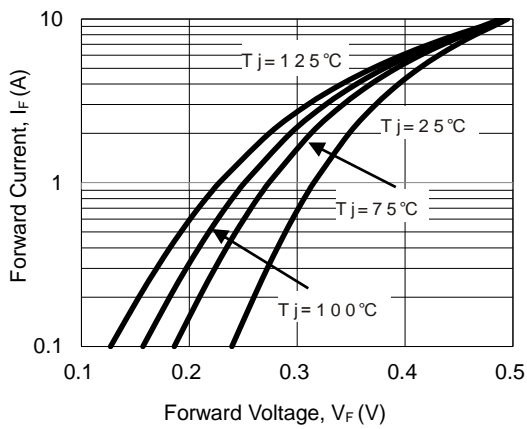
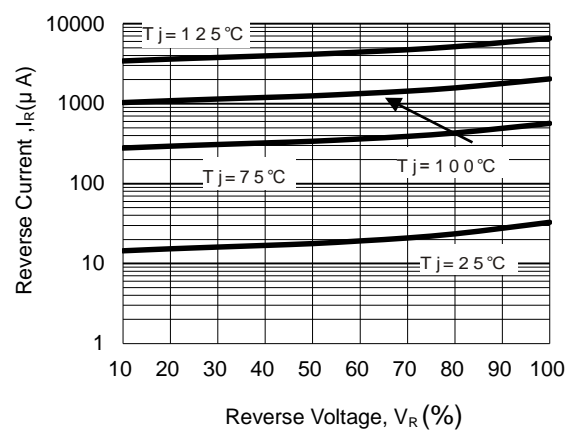


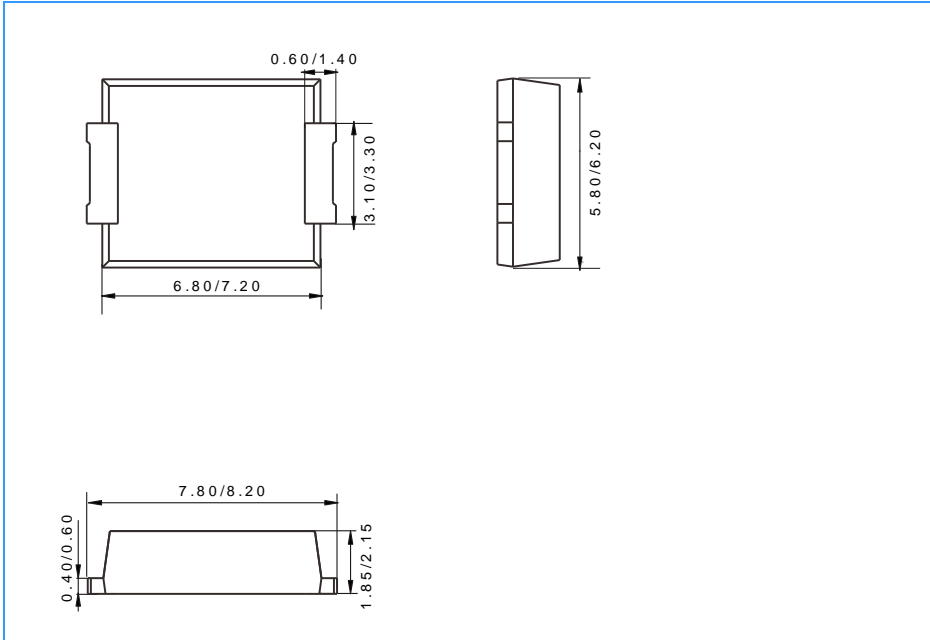
Fig.4 Typical Reverse Characteristic



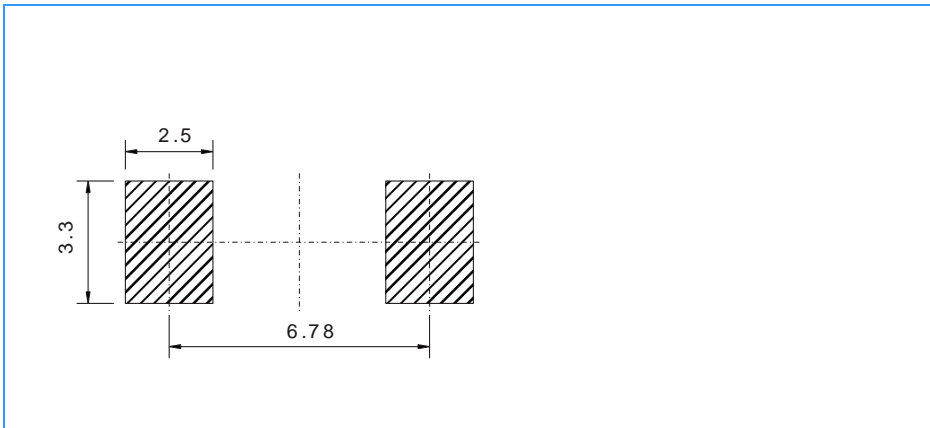
Schottky Barrier Rectifier

SL54CF - SL545CF

Package Outline Dimensions (Unit: mm)



Mounting Pad Layout (Unit: mm)



Ordering Information

Part Number	Marking	Package	Shipping Quantity
SL52CF	SL52CF	SMCF	3000 / Tape & Reel
SL53CF	SL53CF	SMCF	3000 / Tape & Reel
SL54CF	SL54CF	SMCF	3000 / Tape & Reel
SL545CF	SL545CF	SMCF	3000 / Tape & Reel