



# RB520G-30

## SCHOTTKY BARRIER DIODE

### FEATURES

- Rectifying small power
- Ultra small mold type
- Low  $V_F$
- High reliability
- In compliance with EU RoHS 2002/95/EC directives

### MECHANICAL DATA

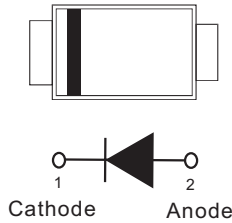
Case: SOD-723, Plastic

Terminals: Solderable per MIL-STD-750, Method 2026

Polarity: Color band cathode

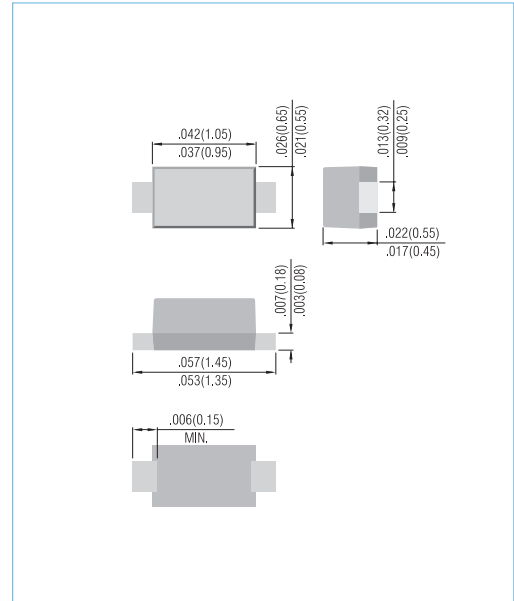
Approx. Weight : 0.00077 gram

Marking : BP



SOD-723

Unit: inch ( mm )



### ABSOLUTE MAXIMUM RATINGS ( $T_A = 25^\circ\text{C}$ )

PARAMETER	SYMBOL	LIMITS	UNITS
Reverse Voltage (DC)	$V_R$	30	V
Average Rectified Forward Current	$I_O$	200	mA
Forward Current Surge Peak (60Hz . 1cyc)	$I_{FSM}$	1000	mA
Operating Junction and Storage Temperature Range	$T_J, T_{STG}$	-40 to 125	$^\circ\text{C}$

### ELECTRICAL CHARACTERISTICS ( $T_A = 25^\circ\text{C}$ )

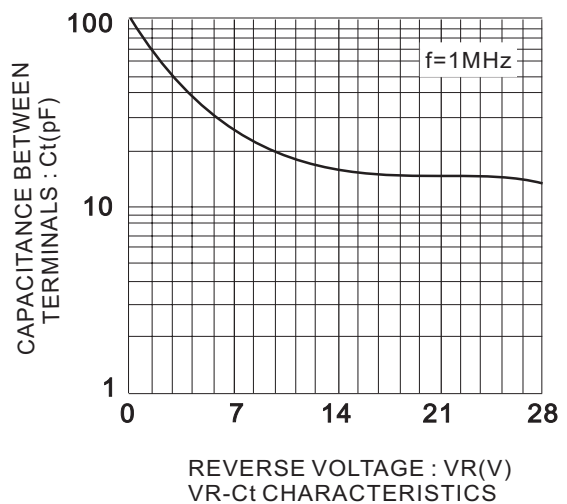
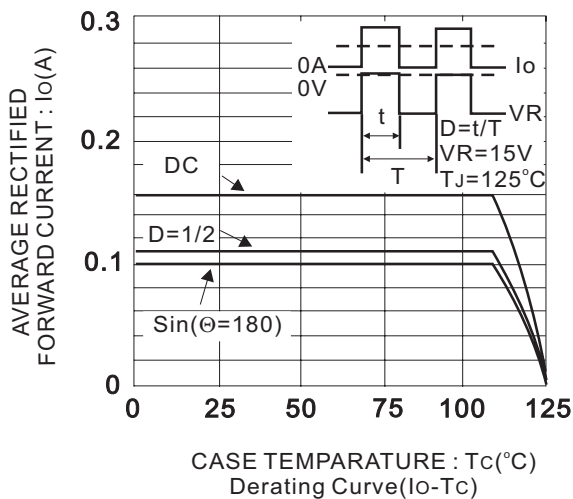
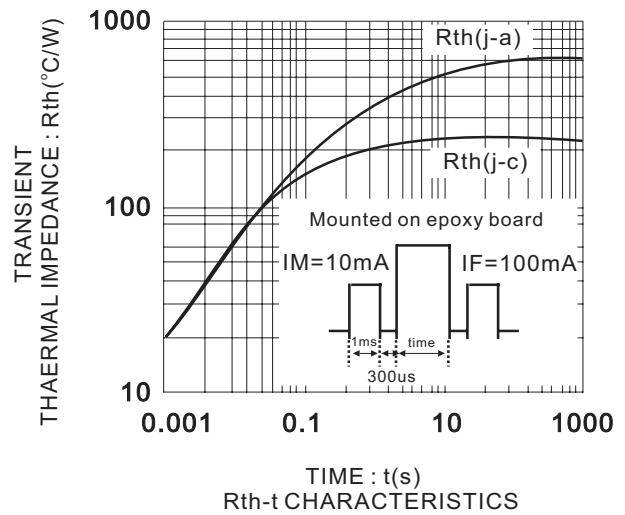
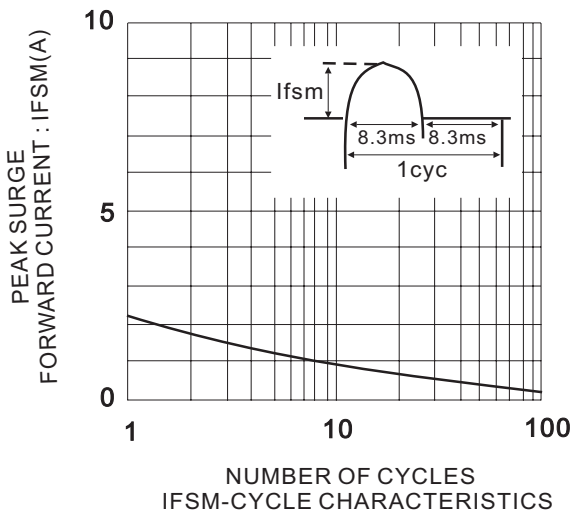
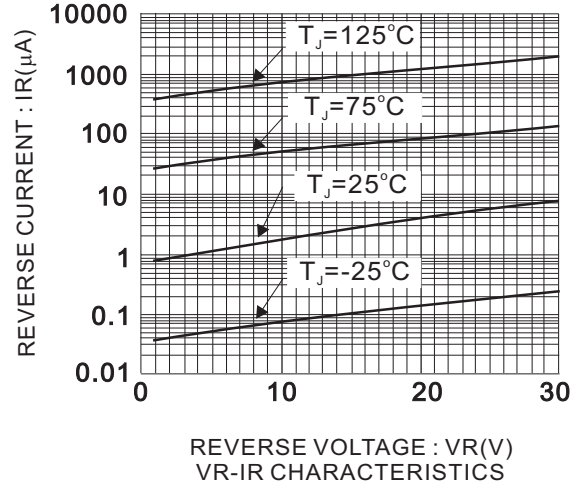
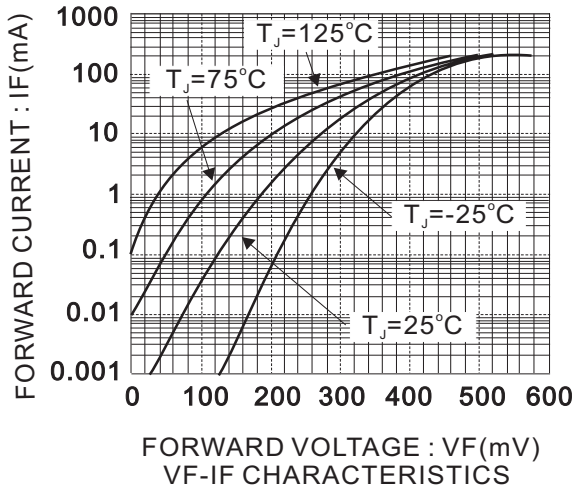
PARAMETER	SYMBOL	TEST CONDITIONS	MIN	TYP	MAX	UNITS
Forward Voltage	$V_F$	$I_F = 200\text{mA}$	-	-	0.6	V
Reverse Current	$I_R$	$V_R = 10\text{V}$	-	-	1	$\mu\text{A}$
Typical Junction Capacitance between Terminal (Note1)	$C_J$	$V_R = 20\text{V}$	-	15	-	pF

NOTES : 1.Measured at 1.0MHz



# RB520G-30

Electrical characteristic curves (TA=25°C)



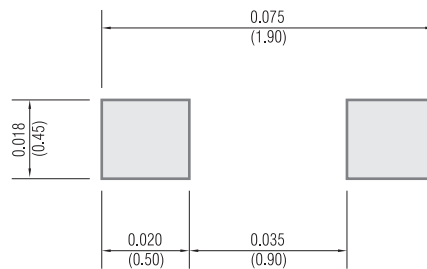


# RB520G-30

## MOUNTING PAD LAYOUT

SOD-723

Unit: inch ( mm )



## ORDER INFORMATION

- Packing information  
T/R - 8K per 7" plastic Reel

## LEGAL STATEMENT

### Copyright PanJit International, Inc 2009

The information presented in this document is believed to be accurate and reliable. The specifications and information herein are subject to change without notice. Pan Jit makes no warranty, representation or guarantee regarding the suitability of its products for any particular purpose. Pan Jit products are not authorized for use in life support devices or systems. Pan Jit does not convey any license under its patent rights or rights of others.