



# GBL005 THRU GBL10

## SINGLE PHASE GLASS PASSIVATED BRIDGE RECTIFIER

Voltage: 50 TO 1000V CURRENT:4.0A

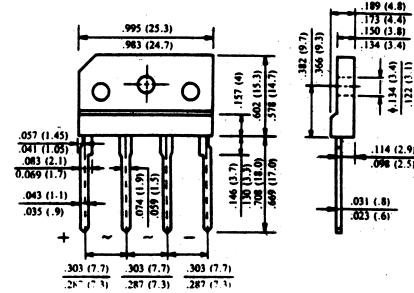
### FEATURES

- Ideal for printed circuit board
- Reliable low cost construction utilizing molded plastic technique
- Surge overload rating: 150A peak

### MECHANICAL DATA

- Terminal:** Plated leads solderable per MIL-STD 202E, method 208C
- Case:** UL-94 Class V-0 recognized Flame Retardant Epoxy
- Polarity:** Polarity symbol marked on body
- Mounting position:** any

### GBL



Dimensions in inches and (millimeters)

### MAXIMUM RATINGS AND ELECTRICAL CHARACTERISTICS

(Single-phase, half-wave, 60HZ, resistive or inductive load rating at 25 °C , unless otherwise stated, for capacitive load, derate current by 20%)

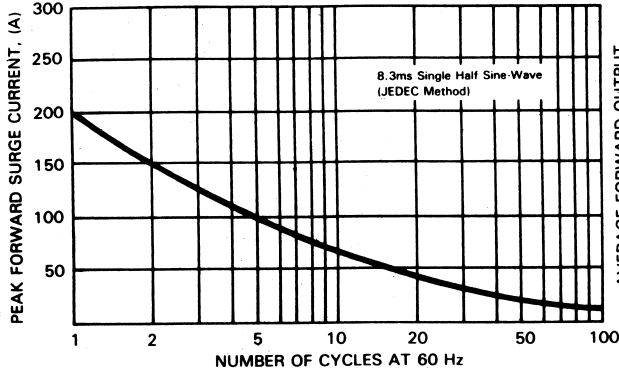
	SYMBOL	KBP005	KBP01	KBP02	KBP04	KBP06	KBP08	KBP10	units
Maximum Recurrent Peak Reverse Voltage	V <sub>rrm</sub>	50	100	200	400	600	800	1000	V
Maximum RMS Voltage	V <sub>rms</sub>	35	70	140	280	420	560	700	V
Maximum DC blocking Voltage	V <sub>dc</sub>	50	100	200	400	600	800	1000	V
Maximum Average Forward Rectified current at Ta=50 °C	I <sub>f(av)</sub>	4.0							A
Peak Forward Surge Current 8.3ms single half sine-wave superimposed on rated load	I <sub>fsm</sub>	150							A
Maximum Instantaneous Forward Voltage at forward current 4.0A DC	V <sub>f</sub>	1.1							V
Maximum DC Reverse Voltage Ta=25 °C at rated DC blocking voltage Ta=100 °C	I <sub>r</sub>	10.0							μ A
		1.0							m A
Operating Temperature Range	T <sub>j</sub>	-55 to +150							°C
Storage and operation Junction Temperature	T <sub>stg</sub>	-55 to +150							°C

Note:

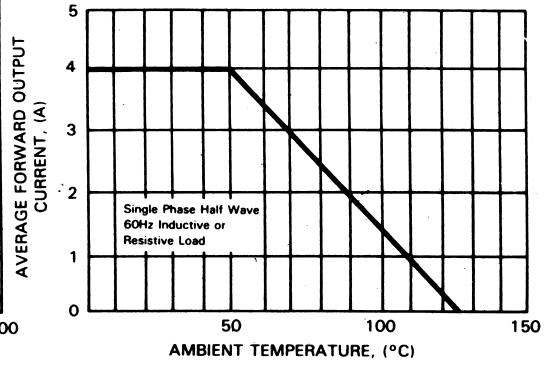
1.Measured at 1.0 MHz and applied reverse voltage of 4.0Vdc

# RATINGS AND CHARACTERISTIC CURVES GBL005 THRU GBL10

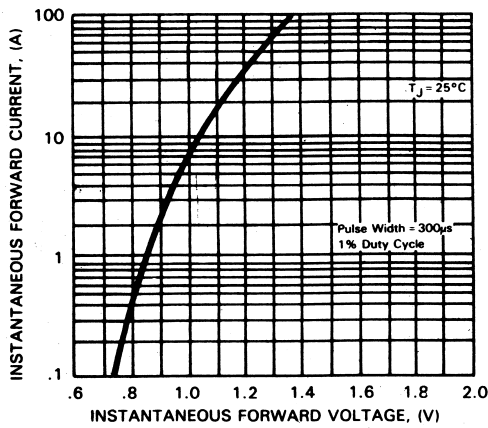
**FIG.1-MAXIMUM NON-REPETITIVE FORWARD SURGE CURRENT**



**FIG.2-TYPICAL FORWARD CURRENT DERATING CURVE**



**FIG.3-TYPICAL INSTANTANEOUS FORWARD CHARACTERISTICS**



**FIG.4-TYPICAL REVERSE CHARACTERISTICS**

