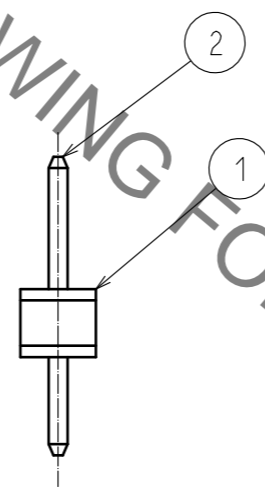
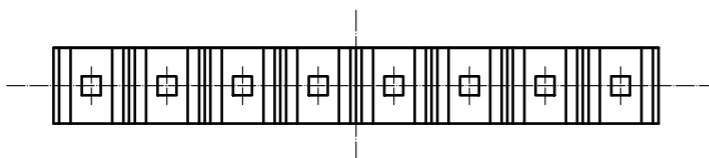
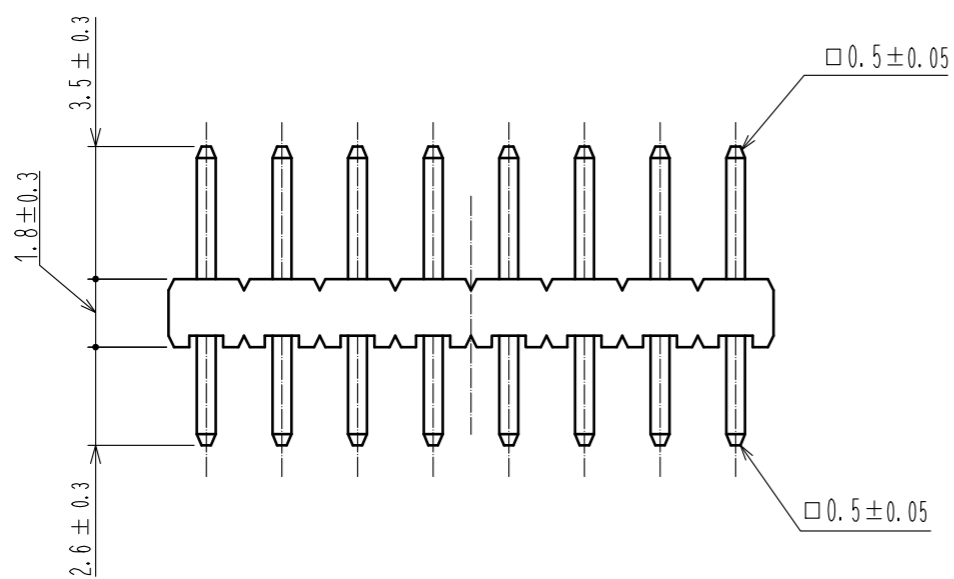
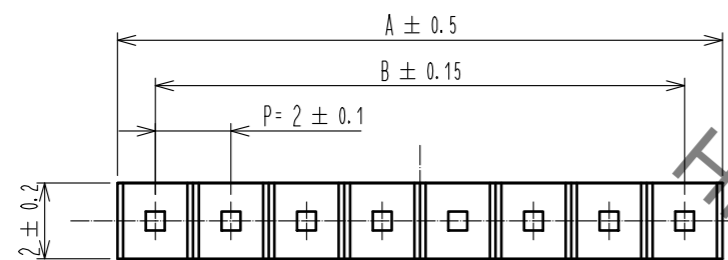
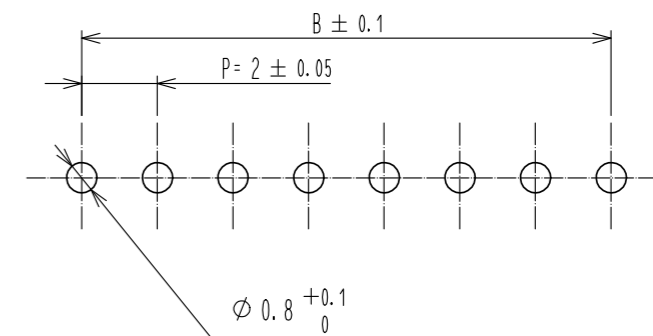


Aug.1.2022 Copyright 2022 HIROSE ELECTRIC CO., LTD. All Rights Reserved.
In case of consideration for using Automotive equipment / device which demand high reliability, kindly contact our sales window correspondents.



RECOMMENDED PCB HOLE PATTERN
(PCB THICKNESS : t=1.6)



PART NO.	CODE NO.	PIN	A	B
A4B- 2PA-2DSA(51)	CL622-0401-8-51	2	4	2
A4B- 3PA-2DSA(51)	CL622-0402-0-51	3	6	4
A4B- 4PA-2DSA(51)	CL622-0403-3-51	4	8	6
A4B- 5PA-2DSA(51)	CL622-0404-6-51	5	10	8
A4B- 6PA-2DSA(51)	CL622-0405-9-51	6	12	10
A4B- 7PA-2DSA(51)	CL622-0406-1-51	7	14	12
A4B- 8PA-2DSA(51)	CL622-0407-4-51	8	16	14
A4B- 9PA-2DSA(51)	CL622-0408-7-51	9	18	16
A4B-10PA-2DSA(51)	CL622-0409-0-51	10	20	18
A4B-12PA-2DSA(51)	CL622-0411-1-51	12	24	22
A4B-13PA-2DSA(51)	CL622-0412-4-51	13	26	24
A4B-14PA-2DSA(51)	CL622-0413-7-51	14	28	26
A4B-15PA-2DSA(51)	CL622-0414-0-51	15	30	28
A4B-16PA-2DSA(51)	CL622-0415-2-51	16	32	30

1	POLYAMIDE	BLACK	UL94V-0	2	BRASS	CONTACT AREA : GOLD FLASH		
						DIP AREA : TIN-PLATING 2μm		
						UNDER PLATING : NICKEL 2μm		
NO.	MATERIAL	FINISH . REMARKS		NO.	MATERIAL	FINISH . REMARKS		
UNITS mm		SCALE 5 : 1		COUNT	DESCRIPTION OF REVISIONS	DESIGNED	CHECKED	DATE
HRS HIROSE ELECTRIC CO., LTD.		APPROVED : NH. NAKATA	17. 04. 10	DRAWING NO. EDC-375932-00-00				
		CHECKED : HT. YAMAGUCHI	17. 04. 10	PART NO. A4B-*PA-2DSA(51)				
		DESIGNED : HR. NAGAYASU	17. 04. 10	CODE NO. CL622				
		DRAWN : HR. NAGAYASU	17. 04. 10					