



DB Plastic-Encapsulate Bridge Rectifier

DB151 THRU DB157 General Purpose Bridge Rectifier

Features

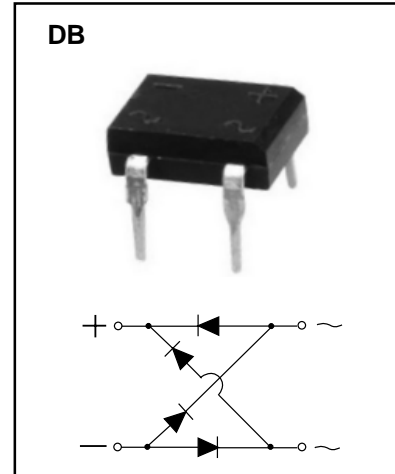
- $I_{F(AV)}$ 1.5A
- V_{RRM} 50V-1000V
- High surge current capability
- Glass passivated chip

Applications

- General purpose 1 phase Bridge rectifier applications

Marking

- DB15X
X : From 01 To 7



Limiting Values (Absolute Maximum Rating)

Item	Symbol	Unit	Conditions	DB1						
				51	52	53	54	55	56	57
Repetitive Peak Reverse Voltage	V_{RRM}	V		50	100	200	400	600	800	1000
Maximum RMS Voltage	V_{RMS}	V		35	70	140	280	420	560	700
Average Rectified Output Current	I_o	A	60Hz sine wave, R-load, $T_a=25^\circ\text{C}$	1.5						
Surge(Non-repetitive)Forward Current	I_{FSM}	A	60Hz half sine wave, 1 cycle, $T_j=25^\circ\text{C}$	30						
Current Squared Time	I^2t	A^2S	$1\text{ms} \leq t < 8.3\text{ms}$ $T_j=25^\circ\text{C}$, Rating of per diode	3.7						
Operation Junction and Storage Temperature Range	T_j, T_{stg}	$^\circ\text{C}$		-55 ~+150						

Electrical Characteristics ($T_a=25^\circ\text{C}$ Unless otherwise specified)

Item	Symbol	Unit	Test Condition	Max
Peak Forward Voltage	V_{FM}	V	$I_{FM}=1.5\text{A}$, Pulse measurement, Rating of per diode	1.1
Peak Reverse Current	I_{RRM}	μA	$V_{RM}=V_{RRM}$, Pulse measurement, Rating of per diode	10
Thermal Resistance	$R_{\theta J-A}$	$^\circ\text{C/W}$	Between junction and ambient, On glass-epoxy substrate	68
	$R_{\theta J-L}$		Between junction and lead	15

Typical Characteristics

FIG.1: FORWARD CURRENT DERATING CURVE

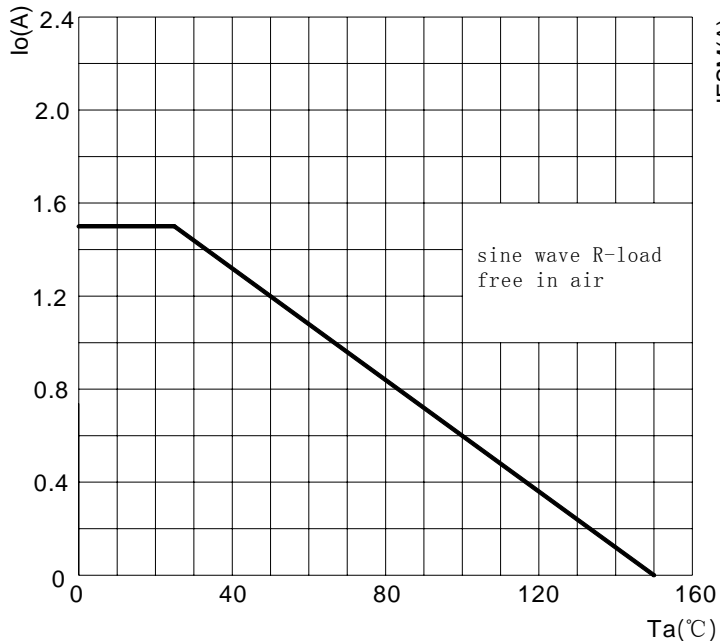


FIG.2: MAXIMUM NON-REPETITIVE FORWARD SURGE CURRENT

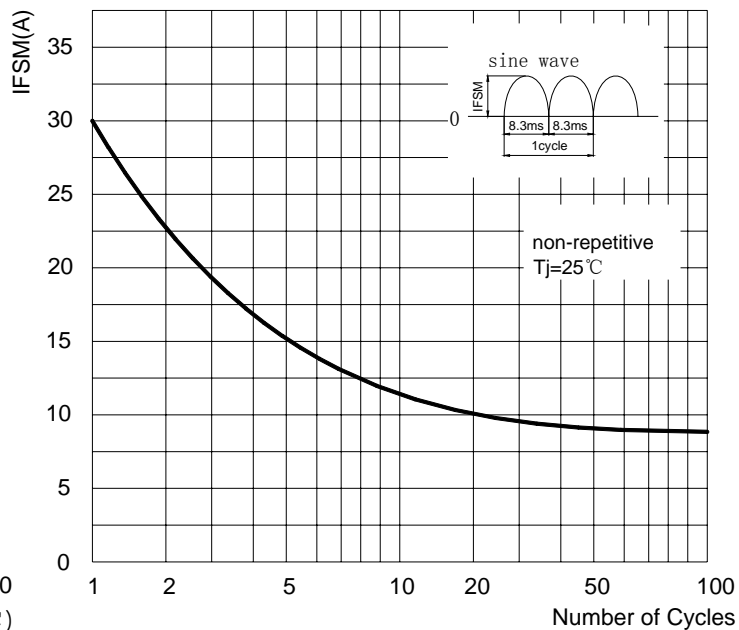


FIG.3: TYPICAL FORWARD CHARACTERISTICS

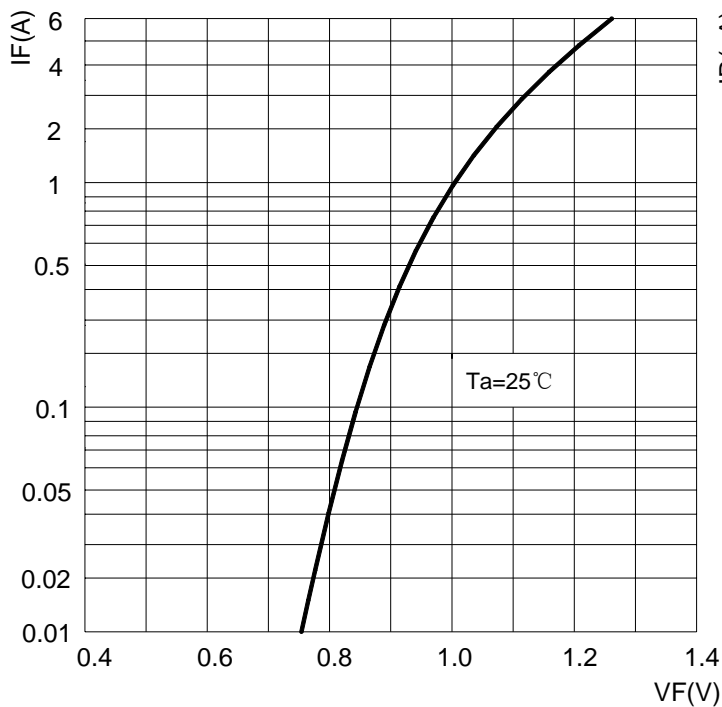
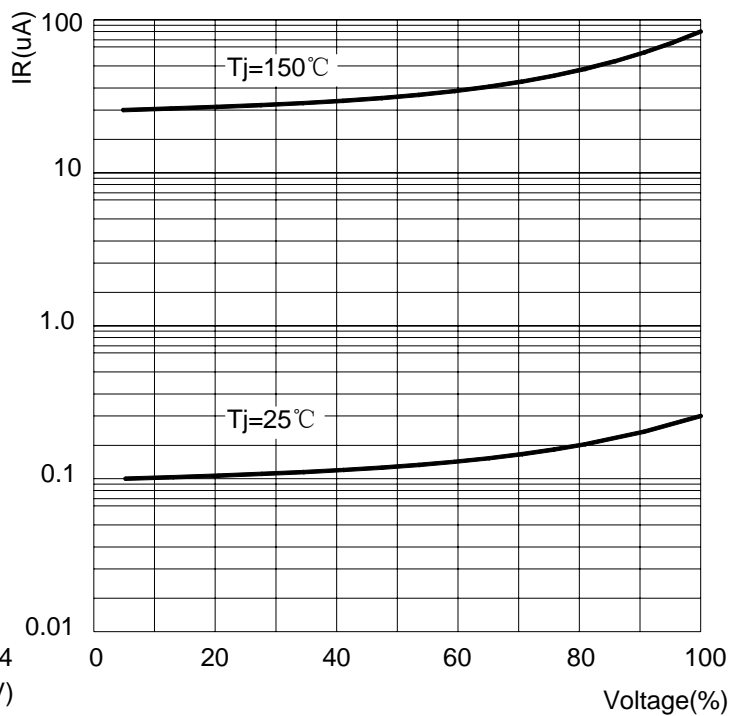
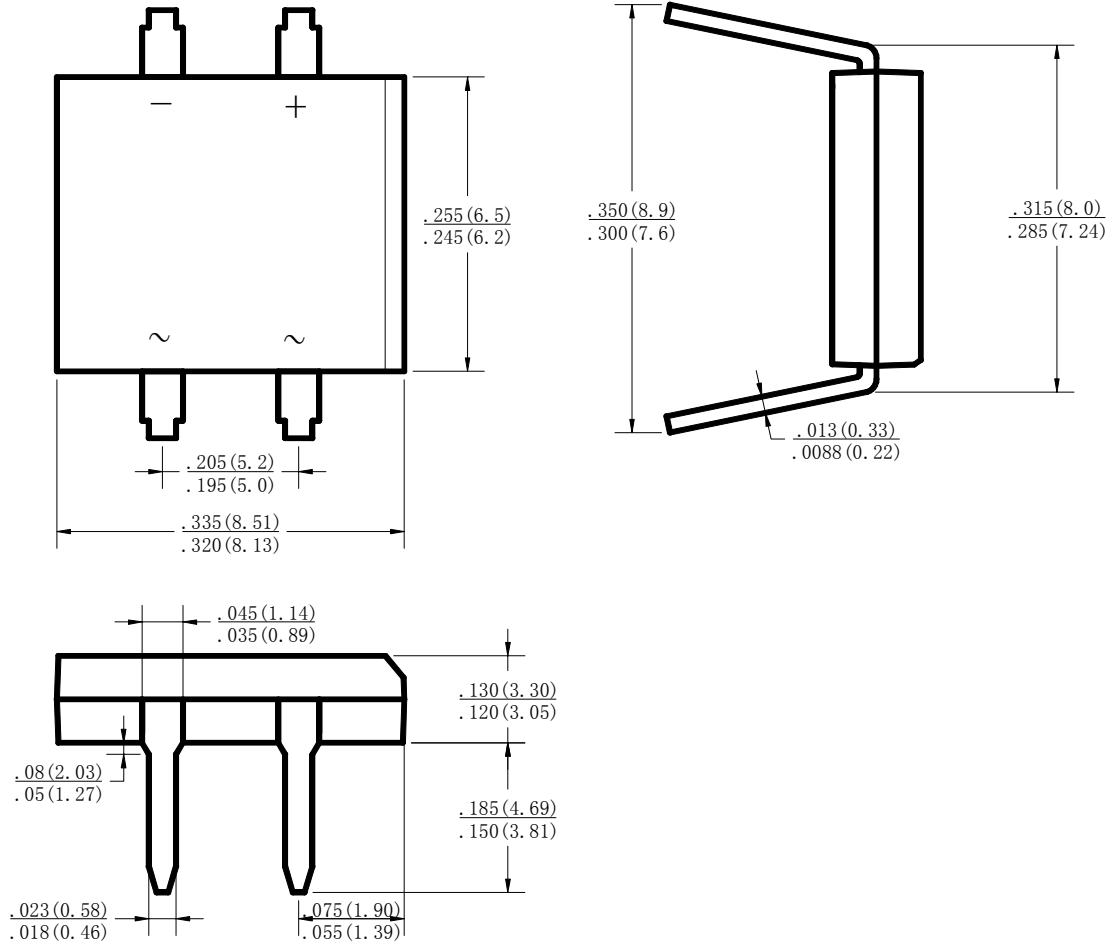


FIG.4: TYPICAL REVERSE CHARACTERISTICS



DB Package Outline Dimensions



Dimensions in inches and (millimeters)

NOTICE

JSCJ reserves the right to make modifications, enhancements, improvements, corrections or other changes without further notice to any product herein. JSCJ does not assume any liability arising out of the application or use of any product described herein.