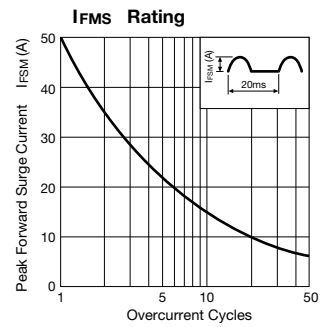
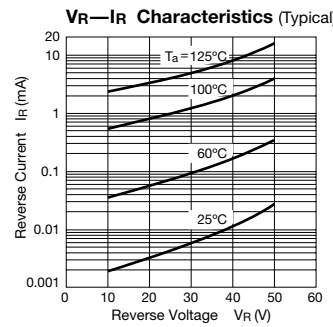
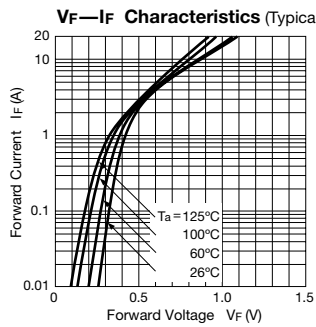
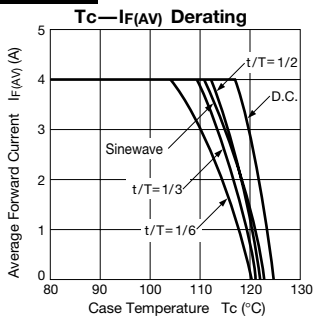


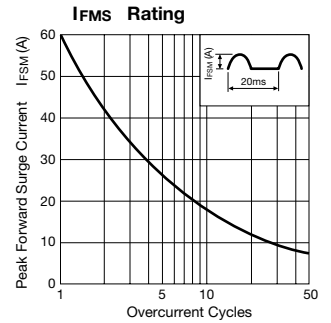
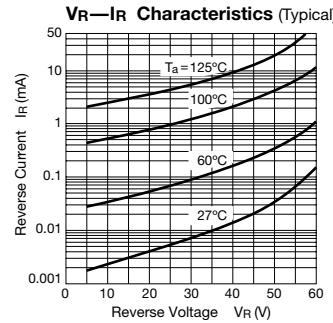
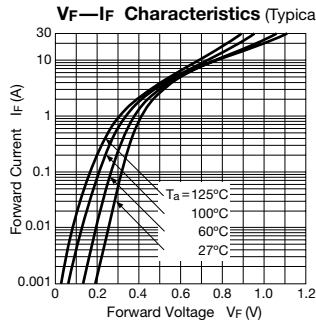
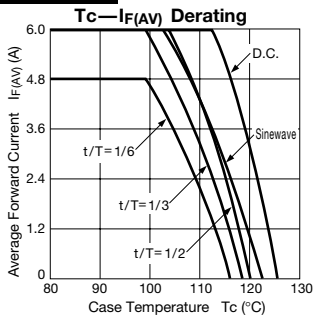
Schottky Barrier Diodes 40V

| Type No. | Parameter | Absolute Maximum Ratings | | | | | Electrical Characteristics (Ta=25°C) | | | | | Others | | | |
|----------|-----------|--------------------------|------------------------|----------------------|---------------------|-----------------------|--------------------------------------|---------------------|-------------------------|----------------------|-----------------------------|----------|------|-----------------|--------------------|
| | | V _{RM} (V) | I _{F(AV)} (A) | I _{FSM} (A) | T _J (°C) | T _{stg} (°C) | V _F (V) | I _R (mA) | I _R (H) (mA) | t _{rr} (ns) | R _{th(j-c)} (°C/W) | Mass (g) | Fig. | | |
| | | | | | | | | | | | | | | max per element | I _F (A) |
| FMB-24 | 40 | 4.0 | 50 | -40 to +150 | 0.55 | 2.0 | 5.00 | 35 | 100 | 100/100 | 4.0 | 2.1 | Ⓐ | | |
| FMB-24M | | 6.0 | 60 | | | 3.0 | | | | | | | | | |
| FMB-24L | | 10.0 | 75 | | | 5.0 | | | | | | | | | |
| FMB-24H | | 15.0 | 100 | | | 7.5 | | | | | | | | 7.50 | 50 |
| FMB-34S | | 12.0 | 75 | | | 6.0 | | | | | | | | 5.00 | 35 |
| FMB-34 | | 15.0 | 150 | | | 7.5 | | | | | | | | 10.00 | 65 |
| FMB-34M | | 30.0 | 300 | | | 15.0 | | | | | | | | 20.00 | 100 |

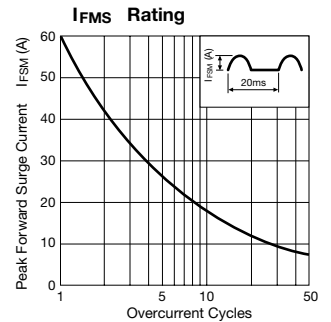
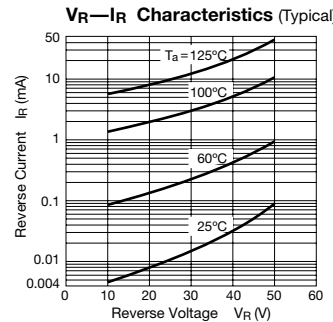
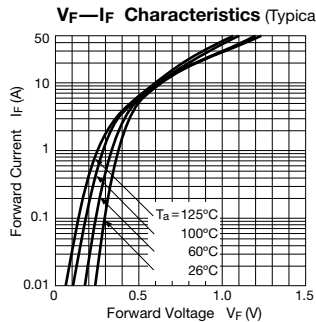
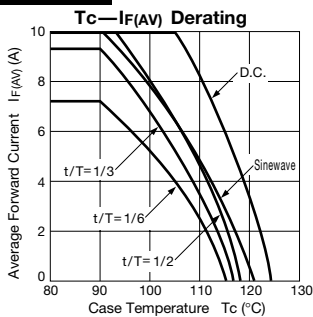
FMB-24



FMB-24M



FMB-24L



External Dimensions (Unit: mm) (Full-mold)

Flammability:
UL94V-0 or Equivalent

Fig. Ⓐ

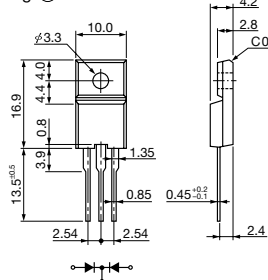
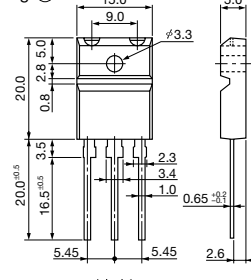
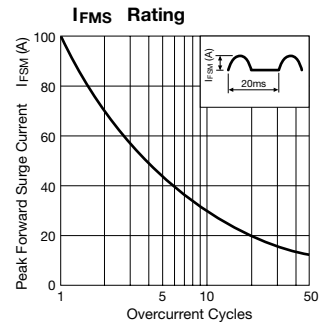
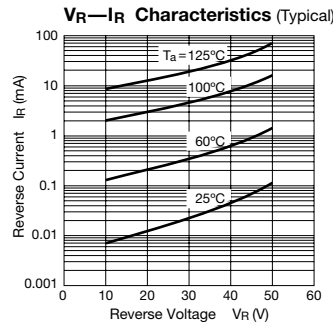
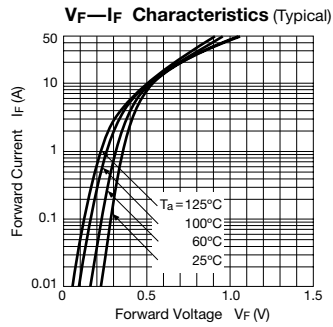
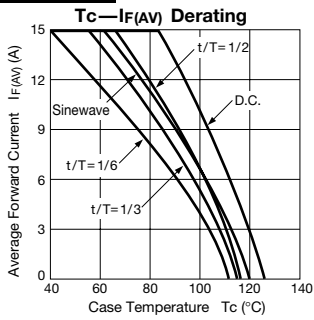
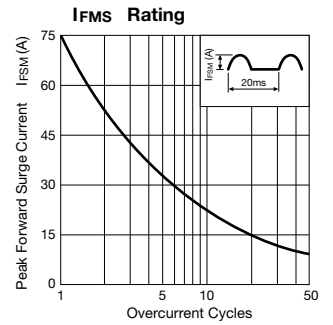
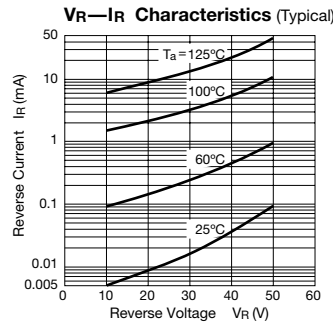
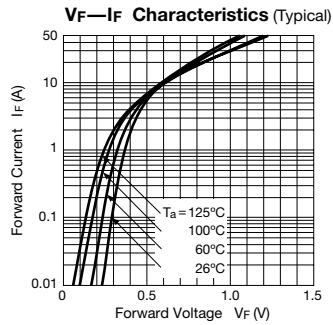
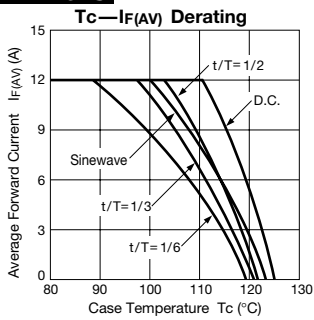
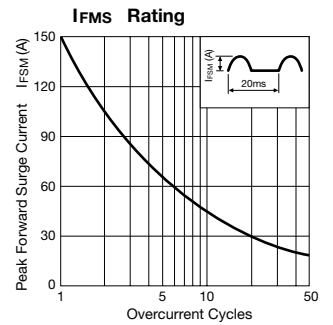
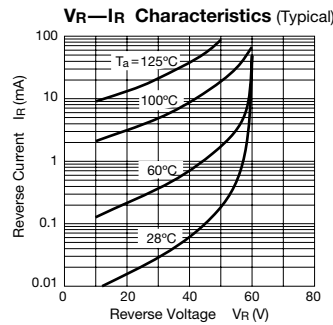
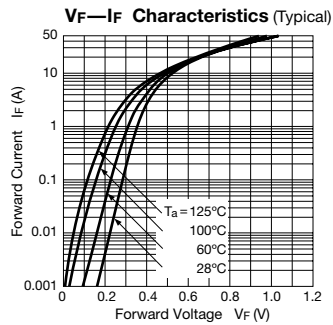
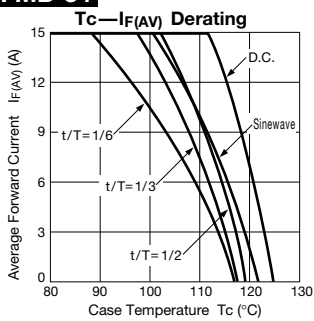
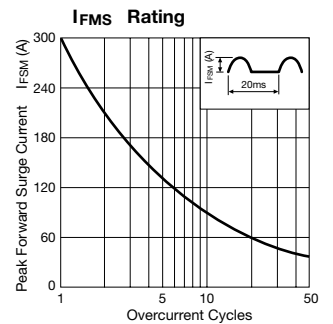
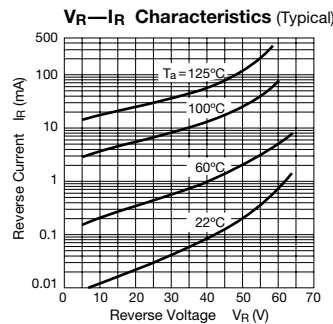
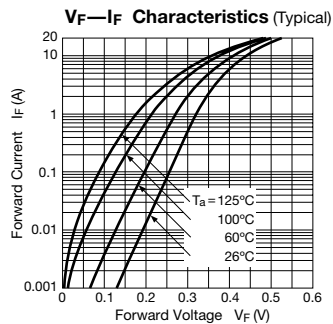
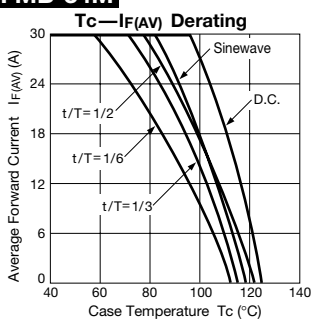


Fig. Ⓑ



FMB-24H**FMB-34S****FMB-34****FMB-34M**

This datasheet has been downloaded from:

www.DatasheetCatalog.com

Datasheets for electronic components.