


# GBL005 thru GBL10

SILICON BRIDGE RECTIFIERS  
GLASS PASSIVATED  
BRIDGE RECTIFIERS



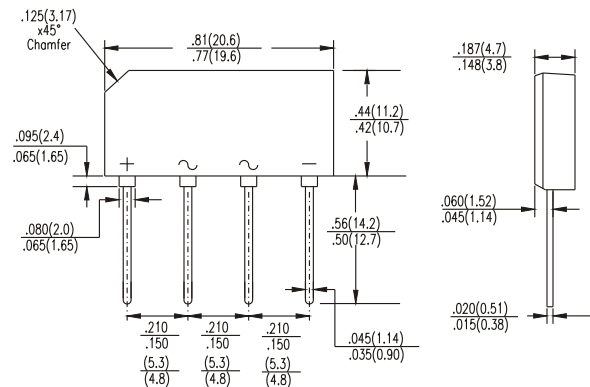
CHENG-YI  
ELECTRONIC



## FEATURES

- Surge overload rating-150 amperes peak
- Ideal for printed circuit board
- Plastic material has Underwriters Laboratory Flammability classification 94V-0
- Mounting Position: Any

REVERSE VOLTAGE -50 to 1000 Volts  
FORWARD CURRENT -4.0 Amperes



## MAXIMUM RATINGS AND ELECTRICAL CHARACTERISTICS

Ratings at 25°C ambient temperature unless otherwise specified.  
Single phase, half wave, 60Hz.  
For capacitive load, derate current by 20%.

	GBL005	GBL01	GBL02	GBL04	GBL06	GBL08	GBL10	UNITS
Maximum Recurrent Peak Reverse Voltage	50	100	200	400	600	800	1000	V
Maximum RMS Bridge Input Voltage	35	70	140	280	420	560	700	V
Maximum DC Blocking Voltage	50	100	200	400	600	800	1000	V
Maximum Average Forward Output Current @ $T_A=50^\circ\text{C}$ (Note 1)	4.0							A
Peak Forward Surge Current 8.3 ms single half sine-wave super imposed on rated load	150							A
Maximum DC Forward Voltage drop per element at 4.0A Peak	1.0							V
Maximum DC Reverse Current at Rate DC Blocking Voltage	10.0							$\mu\text{A}$
Maximum DC Reverse Current at Rated DC Blocking Voltage and 150° TA	1.0							mA
Operating and Storage Temperature Range TA	-55 to +150							°C

NOTE: 1. Mounting conditions, 0.5" lead length maximum.

# GBL005 thru GBL10

SILICON BRIDGE RECTIFIERS  
GLASS PASSIVATED  
BRIDGE RECTIFIERS



## RATING AND CHARACTERISTICS CURVES GBL005 THRU GBL10

Fig.1 - MAXIMUM NON-REPETITIVE  
SURGE CURRENT

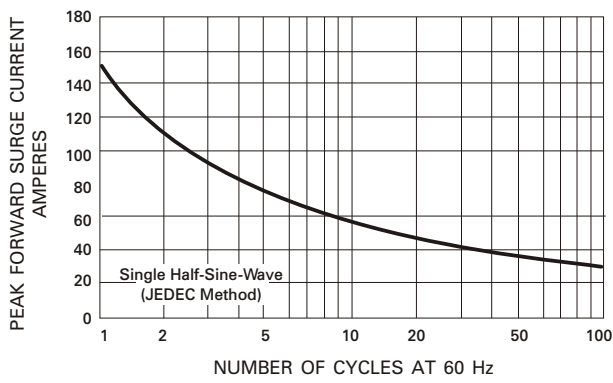


Fig.2 - FORWARD DERATING CURRENT

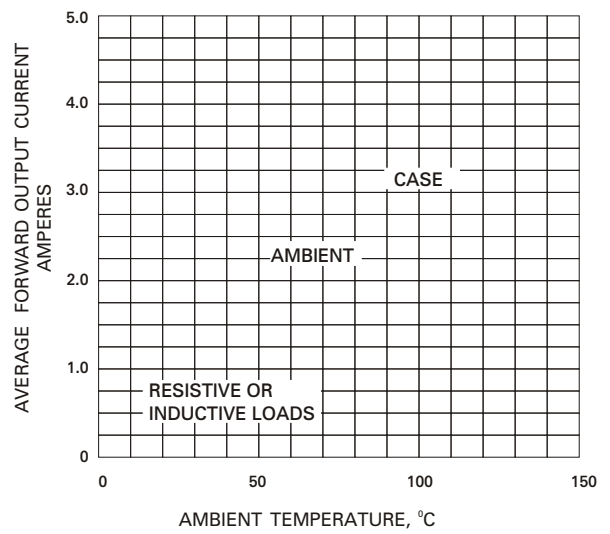


Fig.3 - TYPICAL FORWARD  
CHARACTERISTICS

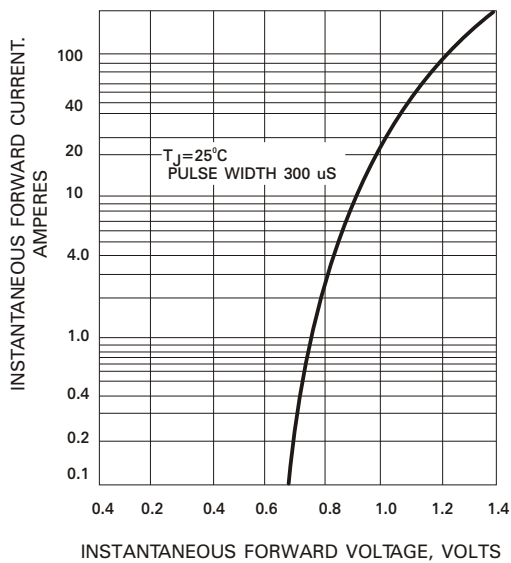


Fig.4 - TYPICAL REVERSE  
CHARACTERISTICS

