

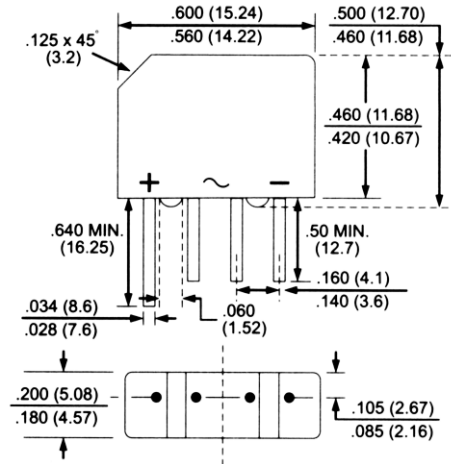


KBP005 thru KBP10

Glass Passivated Single-Phase Bridge Rectifiers
Voltage Range 50 to 1000 Volts Forward Current 2.0 Amperes

Features

- ◆ Surge overload rating - 50 Amperes peak
- ◆ Ideal for printed circuit boards
- ◆ Plastic material has Underwriters Laboratory Flammability Classification 94V-0
- ◆ Mounting Position: Any



Dimensions in inches and (millimeters)

Maximum Ratings and Electrical Characteristics

Rating at 25°C ambient temperature unless otherwise specified.

Single phase, half wave, 60 Hz, resistive or inductive load.

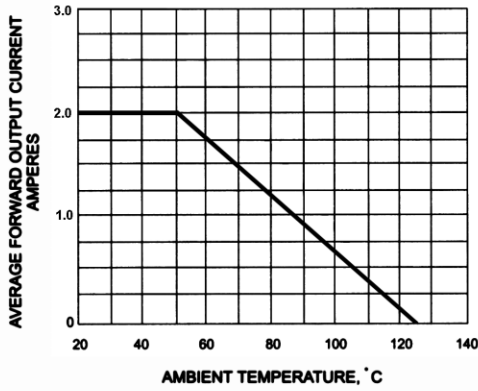
For capacitive load, derate current by 20%

Parameter	Symbols	KBP005	KBP01	KBP02	KBP04	KBP06	KBP08	KBP10	Units
Maximum recurrent peak reverse voltage	V_{RRM}	50	100	200	400	600	800	1000	Volts
Maximum RMS voltage	V_{RMS}	35	70	140	280	420	560	700	Volts
Maximum DC blocking voltage	V_{DC}	50	100	200	400	600	800	1000	Volts
Maximum average forward rectified output current at $T_A=50^\circ\text{C}$	$I_{F(AV)}$	2.0							Amps
Peak forward surge current, 8.3ms single half sine-wave superimposed on rated load (JEDEC Method)	I_{FSM}	50.0							Amps
Max. instantaneous forward voltage drop per element at 2.0A	V_F	1.1							Volts
Maximum DC reverse current at rated DC blocking voltage per element $T_A=25^\circ\text{C}$ $T_A=100^\circ\text{C}$	I_R	10.0 1.0							μA mA
Operating temperature range	T_J	-55 to +125							°C
Storage temperature range	T_{STG}	-55 to +150							°C

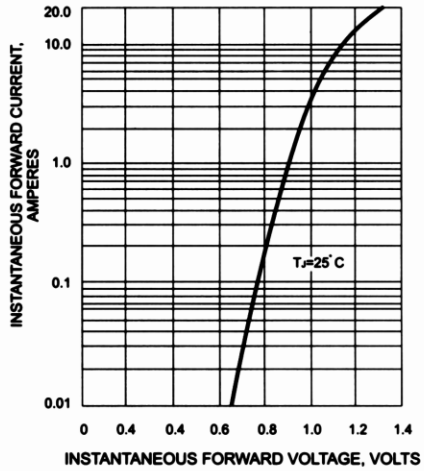
RATINGS AND CHARACTERISTIC CURVES

($T_A = 25^\circ\text{C}$ unless otherwise noted)

**FIG. 1 - DERATING CURVE
OUTPUT RECTIFIED CURRENT**



**FIG. 2 - TYPICAL FORWARD
CHARACTERISTICS**



**FIG. 3 - TYPICAL REVERSE
CHARACTERISTICS**

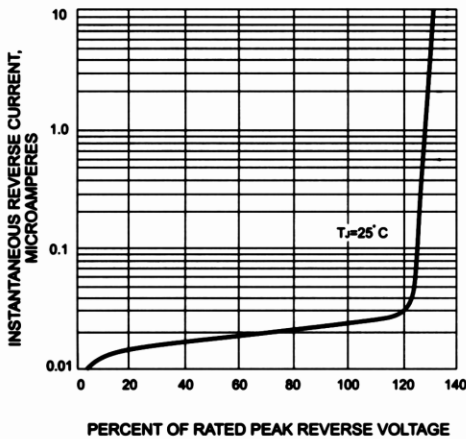


FIG. 4 - MAXIMUM FORWARD SURGE CURRENT

