



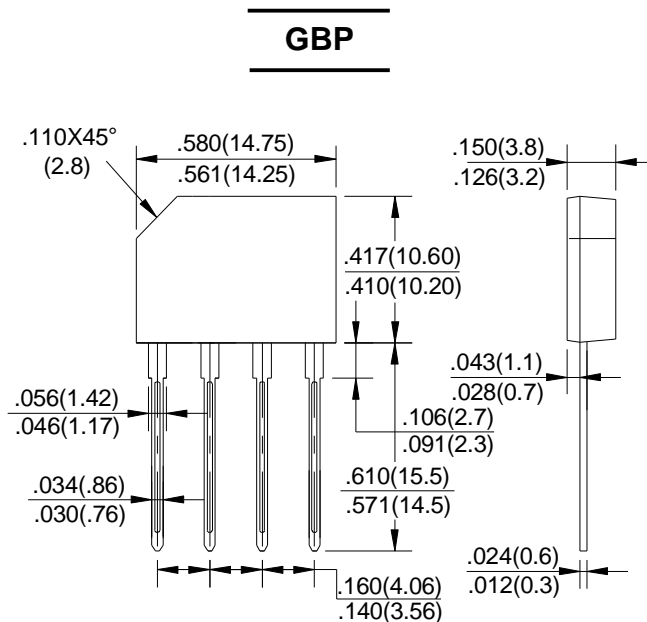
## GLASS PASSIVATED BRIDGE RECTIFIERS

### GBP005 thru GBP10

REVERSE VOLTAGE - 50 to 1000Volts  
FORWARD CURRENT - 1.5 Amperes

#### FEATURES

- Surge overload rating -50amperes peak
- Ideal for printed circuit board
- Plastic material has underwriters laboratory flammability classification 94V-0
- Mounting position: Any



Dimensions in inches and (millimeters)

#### MAXIMUM RATINGS AND ELECTRICAL CHARACTERISTICS

Rating at 25°C ambient temperature unless otherwise specified.

Single phase, half wave ,60Hz, resistive or inductive load.

For capacitive load, derate current by 20%

CHARACTERISTICS	SYMBOL	GBP005	GBP01	GBP02	GBP04	GBP06	GBP08	GBP10	UNIT
Maximum Recurrent Peak Reverse Voltage	V <sub>RRM</sub>	50	100	200	400	600	800	1000	v
Maximum RMS Bridge Input Voltage	V <sub>RMS</sub>	30	70	140	280	420	560	700	v
Maximum DC Blocking Voltage	V <sub>DC</sub>	50	100	200	400	600	800	1000	v
Maximum Average Forward Rectified Output Current @ T <sub>A</sub> =50°C	I <sub>(AV)</sub>	1.5							A
Peak Forward Surge Current 8.3ms Single Half Sine-Wave Super Imposed on Rated Load	I <sub>FSM</sub>	50							A
Maximum Forward Voltage Drop Per Bridge Element at 1.5A Peak	V <sub>F</sub>	1.1							v
Maximum Reverse Current at Rated DC Blocking Voltage Per Element	I <sub>R</sub>	10.0							uA
Maximum Reverse Current at Rated DC Blocking Voltage Per Element T <sub>A</sub> =100°C	I <sub>R</sub>	1.0							mA
Operating Temperature Range	T <sub>J</sub>	-55 to +150							°C
Storage Temperature Range	T <sub>STG</sub>	-55 to +150							°C

# GBP005 thru GBP10

REVERSE VOLTAGE - 50 to 1000Volts  
 FORWARD CURRENT - 1.5 Amperes

FIG.1-FORWARD CURRENT DERATING CURVE

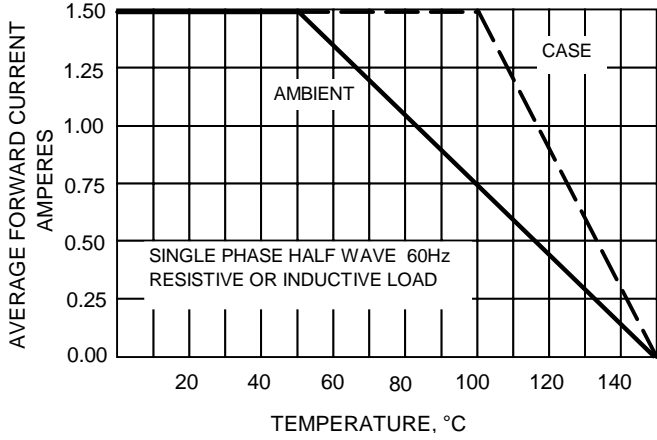


FIG.2-MAXIMUM NON-REPETITIVE SURNGE CURRENT

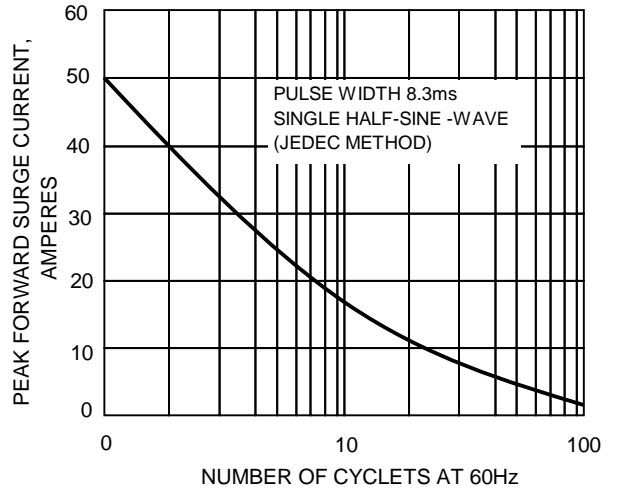


FIG.3-TYPICAL JUNCTION CAPACITANCE

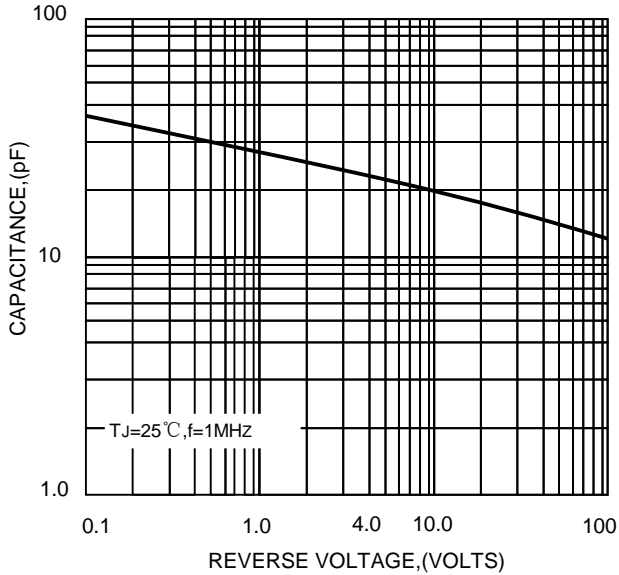


FIG.4-TYPICAL FORWARD CHARACTERISTICS

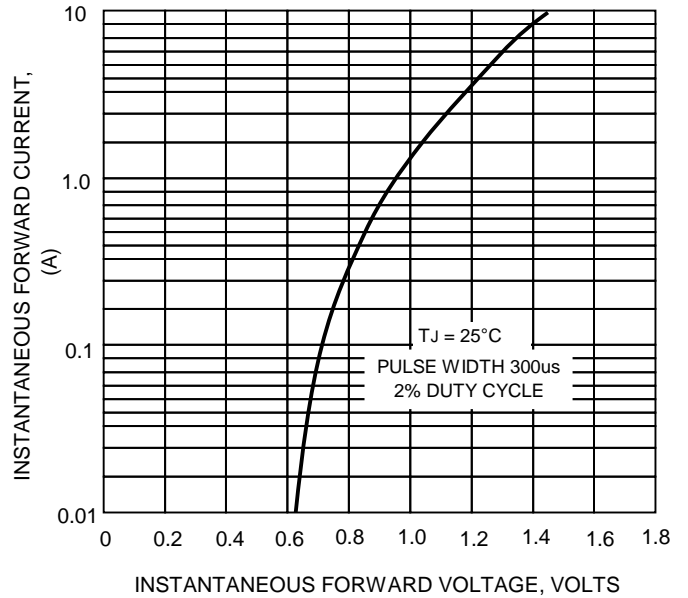


FIG.5-TYPICAL REVERSE CHARACTERISTICS

