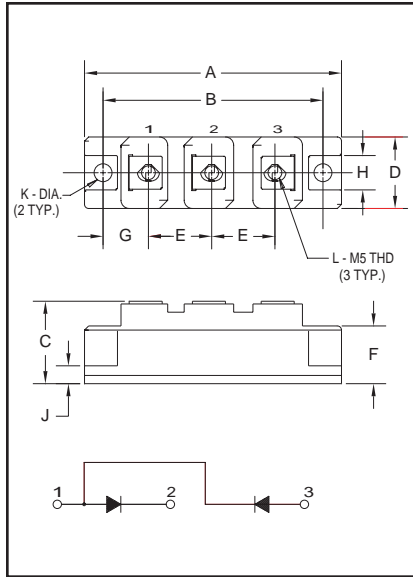


**Dual Diode**  
**POW-R-BLOK™ Modules**  
**100 Amperes/1200-1600 Volts**



**Outline Drawing**

Dimension	Inches	Millimeters
A	3.681 Max.	93.5 Max.
B	3.150	80
C	1.181 Max.	30 Max.
D	1.024 Max.	26 Max.
E	0.906	23
F	0.827	21
G	0.650	16.5
H	0.492	12.5
J	0.256	6.5
K	0.256 Dia.	Dia. 6.5
L	M5 Metric	M5



**CDD11210, CDD11610**  
**Dual Diode**  
**POW-R-BLOK™ Modules**  
**100 Amperes/1200-1600 Volts**

**Description:**

Powerex Dual Diode POW-R-BLOK™ Modules are designed for use in applications requiring AC to DC rectification in isolated packaging. The modules are isolated for easy mounting with other components on common heatsinks. POW-R-BLOK™ has been tested and recognized by Underwriters Laboratories (QQQX2 Power Switching Semiconductors).

**Features:**

- Isolated Mounting
- Glass Passivated Chips
- Metal Baseplate
- Low Thermal Impedance
- UL Recognized

**Applications:**

- Battery Supplies
- AC and DC Motor Power Supplies

**Ordering Information:**

Select the complete eight digit module part number you desire from the table below. Example: CDD11210 is a 1200 Volt, 100 Ampere Dual Diode POW-R-BLOK™ Module.

Type	Voltage Volts (x100)	Current Rating Amperes (x10)
CDD1	12	10
	16	



Powerex, Inc., 200 Hillis Street, Youngwood, Pennsylvania 15697-1800 (724) 925-7272

**CDD11210, CDD11610**  
**Dual Diode POW-R-BLOK™ Modules**  
 100 Amperes/1200-1600 Volts

**Absolute Maximum Ratings**

Characteristics	Symbol	CDD11210	CDD11610	Units
Peak Reverse Blocking Voltage	$V_{RRM}$	1200	1600	Volts
Transient Peak Reverse Blocking Voltage (Non-Repetitive), $t < 5ms$	$V_{RSM}$	1350	1700	Volts
DC Reverse Blocking Voltage	$V_{R(DC)}$	960	1280	Volts
RMS On-State Current	$I_{F(RMS)}$	155	155	Amperes
Average On-State Current, $T_C = 87^\circ C$	$I_{F(AV)}$	100	100	Amperes
Peak One-Cycle Surge (Non-Repetitive) On-State Current (60Hz)	$I_{FSM}$	2000	2000	Amperes
Peak One-Cycle Surge (Non-Repetitive) On-State Current (50Hz)	$I_{FSM}$	1800	1800	Amperes
$I^2t$ (for Fusing), 8.3 milliseconds	$I^2t$	16500	16500	$A^2sec$
Storage Temperature	$T_{STG}$	-40 to 125	-40 to 125	$^\circ C$
Operating Temperature	$T_j$	-40 to 125	-40 to 125	$^\circ C$
Maximum Mounting Torque M6 Mounting Screw	—	26	26	in.-lb.
Maximum Mounting Torque M5 Terminal Screw	—	17	17	in.-lb.
Module Weight (Typical)	—	160	160	Grams
V Isolation	$V_{RMS}$	2500	2500	Volts



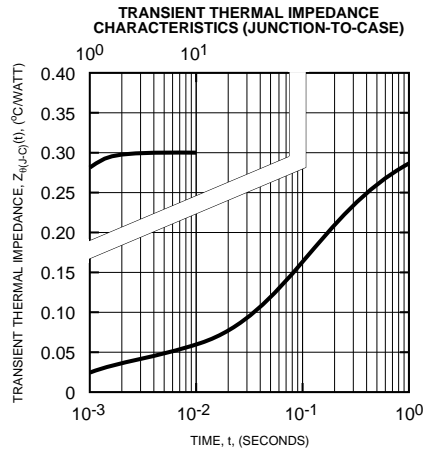
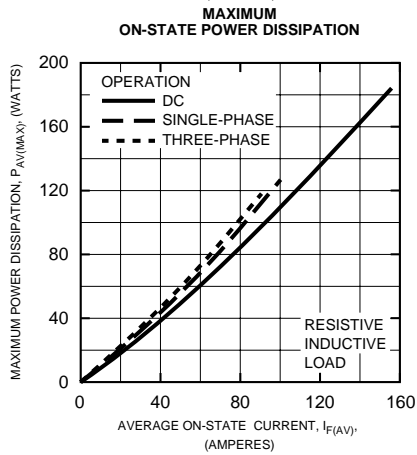
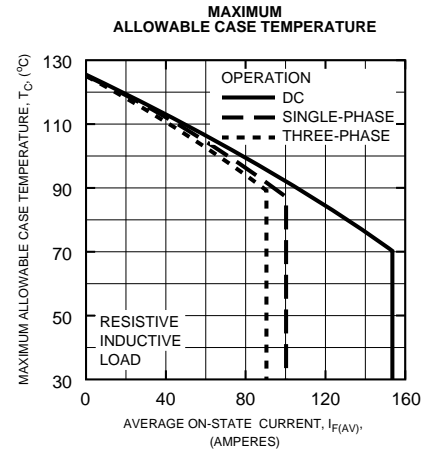
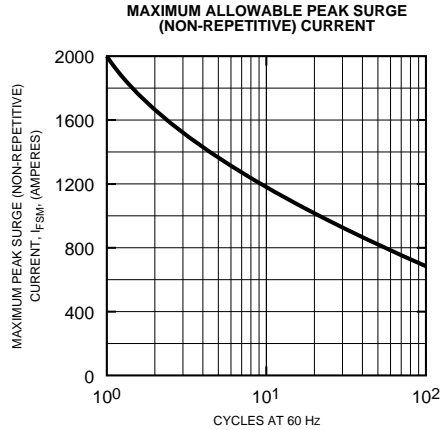
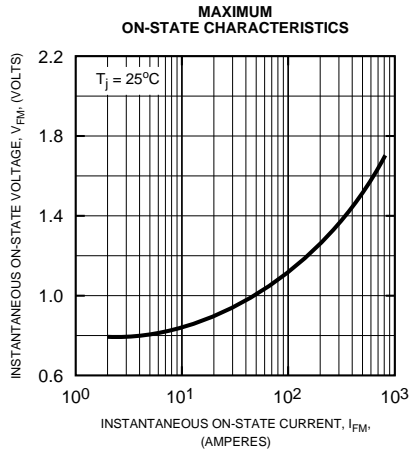
Powerex, Inc., 200 Hillis Street, Youngwood, Pennsylvania 15697-1800 (724) 925-7272

**CDD11210, CDD11610**  
**Dual Diode POW-R-BLOK™ Modules**  
100 Amperes/1200-1600 Volts

**Electrical and Thermal Characteristics,  $T_j = 25^\circ\text{C}$  unless otherwise specified**

Characteristics	Symbol	Test Conditions	CDD11210/CDD11610	Units
<b>Blocking State Maximums</b>				
Reverse Leakage Current, Peak	$I_{RRM}$	$T_j = 125^\circ\text{C}$ , $V_{RRM} = \text{Rated}$	15	mA
<b>Conducting State Maximums</b>				
Peak On-State Voltage	$V_{FM}$	$I_{FM} = 320\text{A}$	1.35	Volts
<b>Thermal Maximums</b>				
Thermal Resistance, Junction-to-Case	$R_{\theta(J-C)}$	Per Module	0.3	$^\circ\text{C/Watt}$
Thermal Resistance, Case-to-Sink (Lubricated)	$R_{\theta(C-S)}$	Per Module	0.2	$^\circ\text{C/Watt}$

**CDD11210, CDD11610**  
**Dual Diode POW-R-BLOK™ Modules**  
 100 Amperes/1200-1600 Volts



This datasheet has been download from:

[www.datasheetcatalog.com](http://www.datasheetcatalog.com)

Datasheets for electronics components.