

**2SC4860**

UHF Converter, Local Oscillator Applications

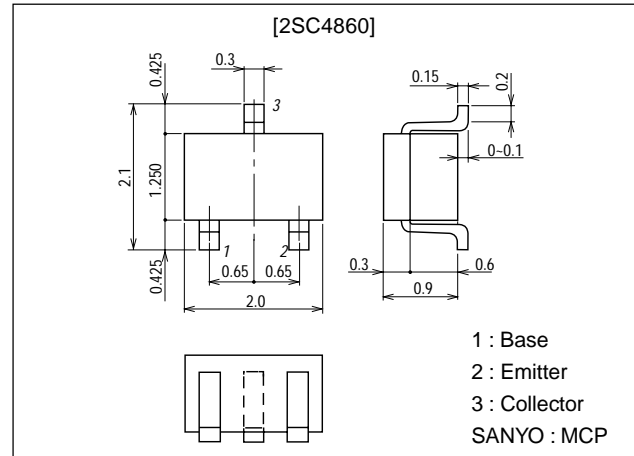
Features

- High cutoff frequency : $f_T=6.5\text{GHz}$ typ.
- High gain : $|S_{21e}|^2=11.5\text{dB}$ typ ($f=1\text{GHz}$).
- Small Cob : $NF=0.65\text{pF}$ typ.

Package Dimensions

unit:mm

2059B



Specifications

Absolute Maximum Ratings at $T_a = 25^\circ\text{C}$

Parameter	Symbol	Conditions	Ratings	Unit
Collector-to-Base Voltage	V_{CBO}		20	V
Collector-to-Emitter Voltage	V_{CEO}		10	V
Emitter-to-Base Voltage	V_{EBO}		2	V
Collector Current	I_C		30	mA
Collector Dissipation	P_C		150	mW
Junction Temperature	T_J		150	$^\circ\text{C}$
Storage Temperature	T_{stg}		-55 to +150	$^\circ\text{C}$

Electrical Characteristics at $T_a = 25^\circ\text{C}$

Parameter	Symbol	Conditions	Ratings			Unit
			min	typ	max	
Collector Cutoff Current	I_{CBO}	$V_{CB}=10\text{V}, I_E=0$			1.0	μA
Emitter Cutoff Current	I_{EBO}	$V_{EB}=1\text{V}, I_C=0$			10	μA
DC Current Gain	h_{FE}	$V_{CE}=5\text{V}, I_C=5\text{mA}$	60*		270*	
Gain-Bandwidth Product	f_T	$V_{CE}=5\text{V}, I_C=5\text{mA}$		6.5		GHz
Output Capacitance	Cob	$V_{CB}=10\text{V}, f=1\text{MHz}$		0.65	1.1	pF
Forward Transfer Gain	$ S_{21e} ^2$	$V_{CE}=5\text{V}, I_C=5\text{mA}, f=1\text{GHz}$	8	11.5		dB
Noise Figure	NF	$V_{CE}=5\text{V}, I_C=5\text{mA}, f=1\text{GHz}$		2.2	4.0	dB

* : The 2SC4860 is classified by 5mA h_{FE} as follows :

60	3	120	90	4	180	135	5	270
----	---	-----	----	---	-----	-----	---	-----

Marking : EN

 h_{FE} rank : 3, 4, 5

■ Any and all SANYO products described or contained herein do not have specifications that can handle applications that require extremely high levels of reliability, such as life-support systems, aircraft's control systems, or other applications whose failure can be reasonably expected to result in serious physical and/or material damage. Consult with your SANYO representative nearest you before using any SANYO products described or contained herein in such applications.

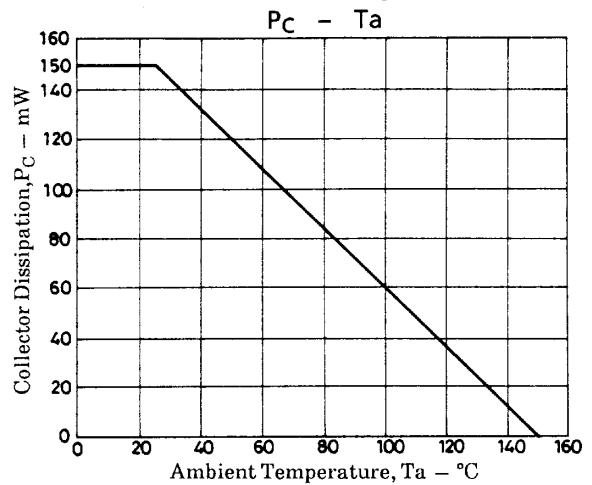
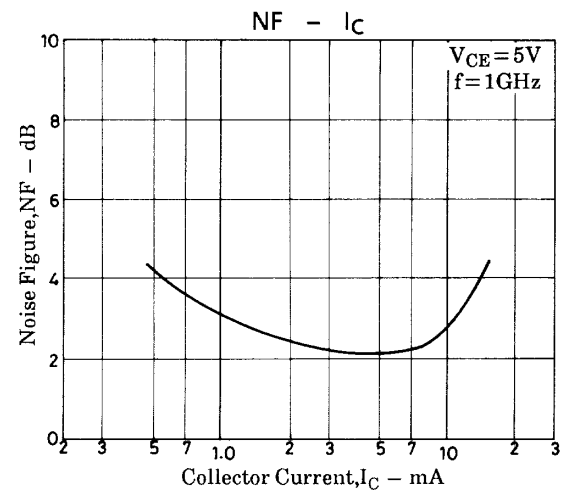
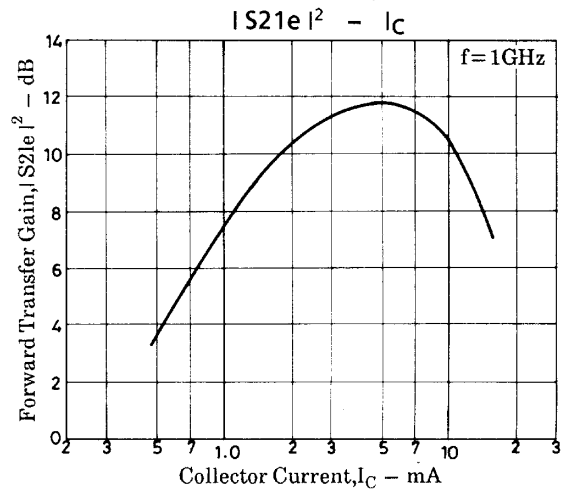
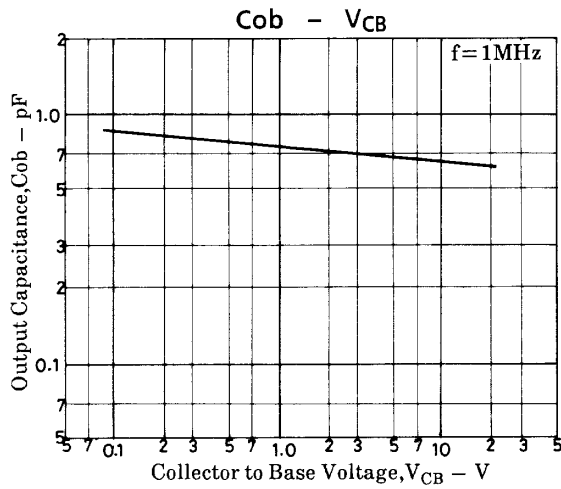
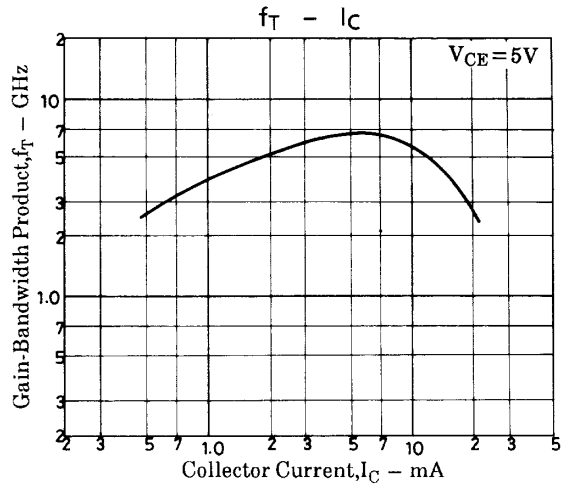
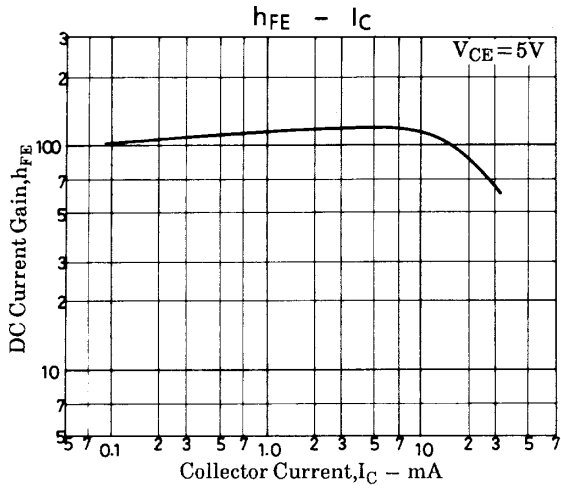
■ SANYO assumes no responsibility for equipment failures that result from using products at values that exceed, even momentarily, rated values (such as maximum ratings, operating condition ranges, or other parameters) listed in products specifications of any and all SANYO products described or contained herein.

SANYO Electric Co., Ltd. Semiconductor Business Headquarters

TOKYO OFFICE Tokyo Bldg., 1-10, 1 Chome, Ueno, Taito-ku, TOKYO, 110-8534 JAPAN

12099HA (KT)/41894HO (KOTO) AX-9947 No.4580-1/4

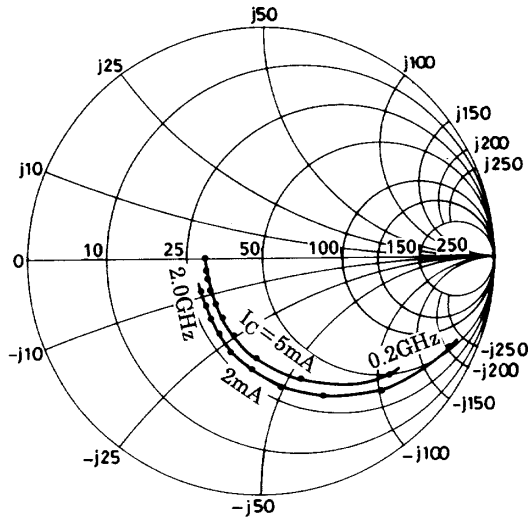
2SC4860



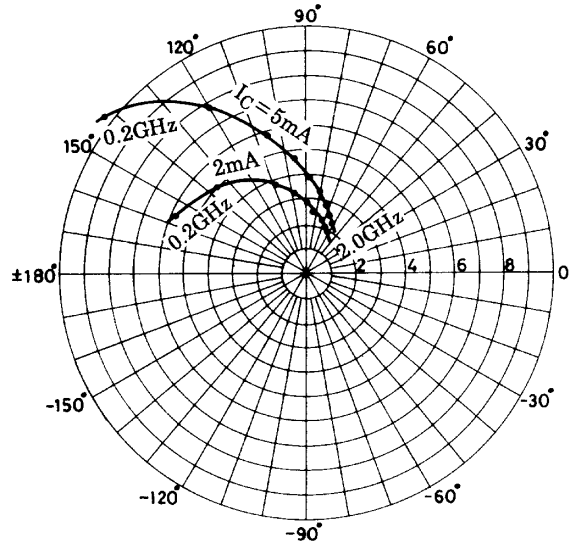
2SC4860

S parameter

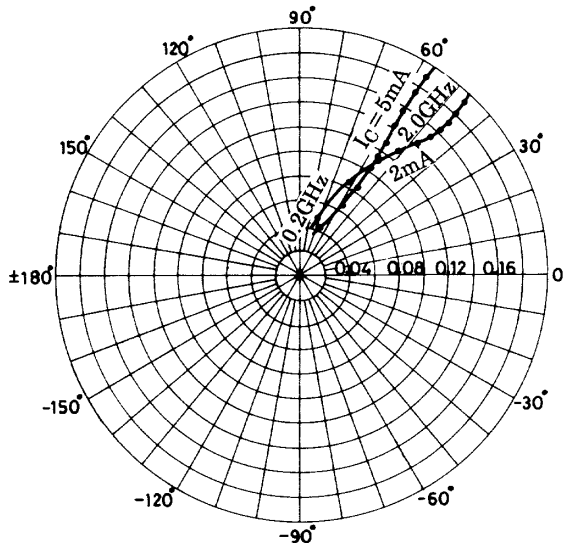
S11e: $V_{CE}=5V$
f=200 to 2000MHz (200MHz step)



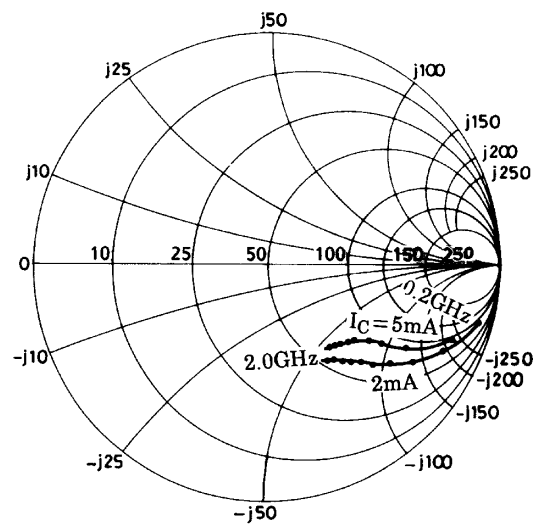
S21e: $V_{CE}=5V$
f=200 to 2000MHz (200MHz step)



S12e: $V_{CE}=5V$
f=200 to 2000MHz (200MHz step)



S22e: $V_{CE}=5V$
f=200 to 2000MHz (200MHz step)



S parameter (Common emitter)

$V_{CE}=5V, I_C=2mA, Z_0=50\Omega$

Freq (MHz)	$ S_{11} $	$\angle S_{11}$	$ S_{21} $	$\angle S_{21}$	$ S_{12} $	$\angle S_{12}$	$ S_{22} $	$\angle S_{22}$
200	0.888	-25.7	5.847	155.4	0.049	73.1	0.946	-14.8
400	0.765	-47.7	5.082	136.2	0.085	62.3	0.845	-25.6
600	0.645	-66.2	4.368	121.1	0.110	55.1	0.755	-32.7
800	0.553	-81.7	3.777	108.9	0.127	50.9	0.678	-37.8
1000	0.475	-95.5	3.281	98.5	0.141	47.8	0.625	-42.0
1200	0.419	-108.4	2.915	89.5	0.153	46.1	0.586	-45.0
1400	0.367	-120.1	2.593	81.5	0.162	45.3	0.553	-48.0
1600	0.337	-131.8	2.350	74.4	0.170	45.2	0.525	-50.7
1800	0.312	-141.7	2.141	69.2	0.180	45.5	0.501	-53.8
2000	0.297	-153.0	1.996	63.3	0.191	46.0	0.488	-56.3

$V_{CE}=5V, I_C=5mA, Z_0=50\Omega$

Freq (MHz)	$ S_{11} $	$\angle S_{11}$	$ S_{21} $	$\angle S_{21}$	$ S_{12} $	$\angle S_{12}$	$ S_{22} $	$\angle S_{22}$
200	0.737	-42.9	10.312	142.5	0.043	67.0	0.858	-21.1
400	0.540	-72.3	7.574	119.9	0.068	58.5	0.698	-29.9
600	0.418	-93.2	5.789	105.8	0.084	56.3	0.601	-33.4
800	0.349	-110.1	4.604	95.5	0.099	56.3	0.548	-35.7
1000	0.299	-125.4	3.885	87.1	0.114	56.6	0.518	-38.0
1200	0.275	-137.3	3.310	80.1	0.128	56.8	0.498	-39.9
1400	0.257	-149.9	2.906	73.6	0.142	57.2	0.480	-42.3
1600	0.249	-161.0	2.595	67.7	0.157	57.1	0.466	-45.5
1800	0.246	-170.2	2.346	63.6	0.172	57.1	0.450	-48.5
2000	0.245	179.7	2.174	58.4	0.189	56.7	0.447	-51.5

- Specifications of any and all SANYO products described or contained herein stipulate the performance, characteristics, and functions of the described products in the independent state, and are not guarantees of the performance, characteristics, and functions of the described products as mounted in the customer's products or equipment. To verify symptoms and states that cannot be evaluated in an independent device, the customer should always evaluate and test devices mounted in the customer's products or equipment.
- SANYO Electric Co., Ltd. strives to supply high-quality high-reliability products. However, any and all semiconductor products fail with some probability. It is possible that these probabilistic failures could give rise to accidents or events that could endanger human lives, that could give rise to smoke or fire, or that could cause damage to other property. When designing equipment, adopt safety measures so that these kinds of accidents or events cannot occur. Such measures include but are not limited to protective circuits and error prevention circuits for safe design, redundant design, and structural design.
- In the event that any or all SANYO products(including technical data, services) described or contained herein are controlled under any of applicable local export control laws and regulations, such products must not be exported without obtaining the export license from the authorities concerned in accordance with the above law.
- No part of this publication may be reproduced or transmitted in any form or by any means, electronic or mechanical, including photocopying and recording, or any information storage or retrieval system, or otherwise, without the prior written permission of SANYO Electric Co., Ltd.
- Any and all information described or contained herein are subject to change without notice due to product/technology improvement, etc. When designing equipment, refer to the "Delivery Specification" for the SANYO product that you intend to use.
- Information (including circuit diagrams and circuit parameters) herein is for example only ; it is not guaranteed for volume production. SANYO believes information herein is accurate and reliable, but no guarantees are made or implied regarding its use or any infringements of intellectual property rights or other rights of third parties.

This catalog provides information as of January, 1999. Specifications and information herein are subject to change without notice.

This datasheet has been download from:

www.datasheetcatalog.com

Datasheets for electronics components.