


**Surface Mount Glass Passivated High Efficient Rectifier**
**SMA(DO-214AC)**

**Features**

- ROHS compliant
- Glass passivated chip
- High forward surge capability
- Meet MSL level 1, per J-STD-020  
LF maximum peak of 250 °C
- Solder dip 260 °C / 40S
- Component in accordance to ROHS 2002/95/EC and WEEE 2002/96/WC
- UL recognition, file number E342874


**Primary characteristics**

$I_{F(AV)}$	1A
$V_{RRM}$	50V to 1000V
$I_{FSM}$	30A
$I_{RM}$	5 $\mu$ A
$V_{FM}$ at $I_F=1A$	1.0/1.3/1.7V
$T_J$ max.	150 °C

**Applications**

Ideal for ac-to-dc bridge full wave rectification such as SMPS, home appliances, office equipment, industrial automation applications

**Mechanical data**

- SMA(DO-214AC)
- Epoxy meets UL 94 V-0 flammability rating
- Terminals: Tin plated leads.
- Polarity: As marked.
- Mounting Torque: 10cm $\cdot$ kg(8.8 inches $\cdot$ lbs)max.
- Recommended Torque: 5.7 cm $\cdot$ kg(5 inches $\cdot$ lbs)

**Maximum rating (Ta=25°C unless otherwise noted)**

Parameter	Sym	SMA(DO-214AC)								Unit
		HS1A	HS1B	HS1D	HS1M	HS1G	HS1J	HS1K	HS1S	
Max. repetitive peak reverse voltage	$V_{RRM}$	50	100	200	300	400	600	800	1000	V
Max. RMS reverse voltage	$V_{RMS}$	35	70	140	210	280	420	560	700	V
Max. DC blocking voltage	$V_{DC}$	50	100	200	300	400	600	800	1000	V
Max. average forward current	$I_{F(AV)}$	1								A
Non-repetitive peak forward surge current 8.3ms single half-sine-wave	$I_{FSM}$	30								A
Max. instantaneous forward voltage drop per diode	$V_{FM}$	1.0			1.3		1.7			V
Max. instantaneous reverse current at rated DC blocking voltage	$I_{RM}$	5								$\mu$ A
		100								
Operating junction temperature	$T_J$	-55 ~ +150								°C
Storage temperature	$T_{STG}$	-55 ~ +150								°C
Maximum reverse recovery time (Note1)	$t_{rr}$	50					75			nS

**Notes:**

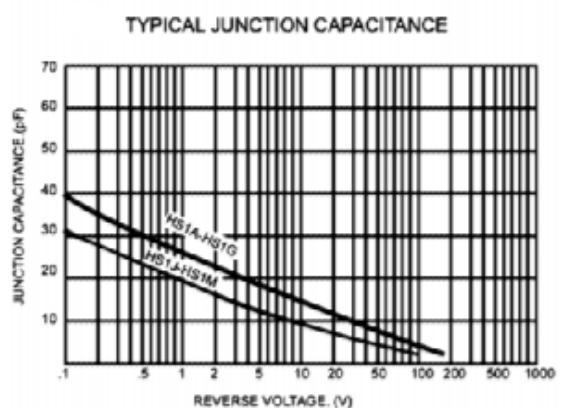
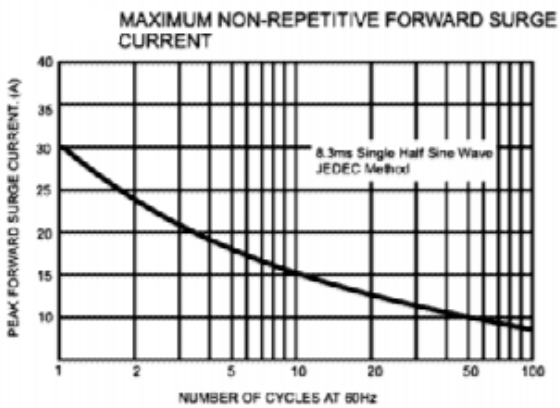
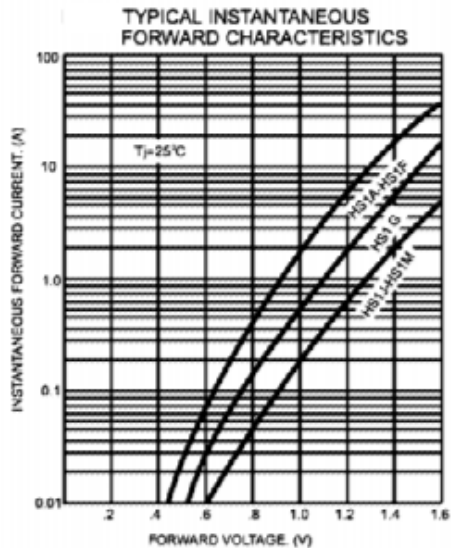
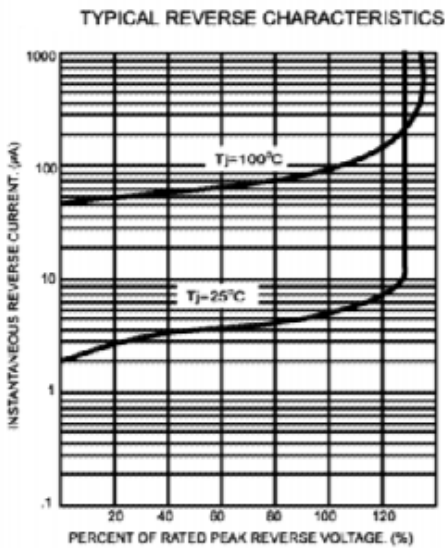
1 Reverse Recovery Test Conditions:  $I_F=0.5A$ ,  $I_R=1.0A$ ,  $IRR=0.25A$



Ordering information (Example)

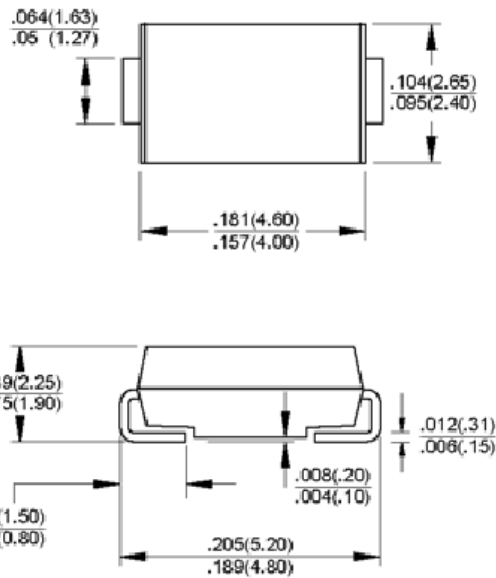
PREFERRED	UNIT WEIGHT (g)	PREFERRED PACKAGE CODE	BASE QUANTITY	DELIVERY MODE
HS1M				

Typical characteristics





Package outline dimensions



Dimensions in inches and (millimeters)

## Golden SEMI Inc. - Legal Notice

Disclaimer – All data and specifications are subject to changes without notice

GOLDEN SEMI Inc, it's affiliates, agents, distributors and employees neither accept nor assume any responsibility for errors or inaccuracies. All data and specifications are intended for information and provide a product description only. Electrical and mechanical parameters listed in GOLDEN SEMI data sheets and specifications will vary dependent upon application and environmental conditions . GOLDEN SEMI is not liable for any damages occurred or resulting from any circuit, product or end-use application for which it's products are used. GOLDEN SEMI products are not intended or designed for use in life saving or sustaining apparatus and purchase of any GOLDEN SEMI products automatically indemnifies GOLDEN SEMI against any claims or damages resulting from application malfunction