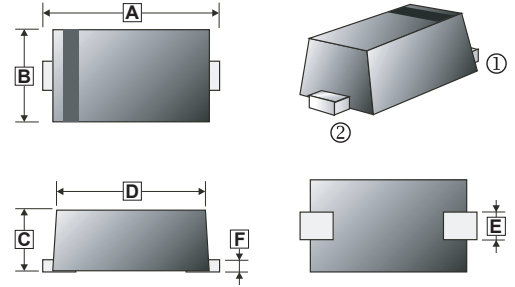


RoHS Compliant Product  
A suffix of "-C" specifies halogen & lead-free

## FEATURES

- Wide Zener Voltage Range Selection, 2.4V to 75V
- VZ Tolerance Selection of  $\pm 2\%$  (B Series)
- Flat Lead SOD-323 Small Outline Plastic Package
- Surface Device Type Mounting
- RoHS Compliant
- Green EMC
- Matte Tin(Sn) Lead Finish
- Band Indicates Cathode

## SOD-323L



## PACKAGING INFORMATION

Package	MPQ	LeaderSize
SOD-323L	3K	7' inch

REF.	Millimeter		REF.	Millimeter	
	Min.	Max.		Min.	Max.
A	2.30	2.80	D	1.60	1.80
B	1.15	1.35	E	0.25	0.40
C	0.80	1.10	F	0.05	0.25



## MAXIMUM RATINGS (T<sub>A</sub> = 25°C unless otherwise specified)

PARAMETER	SYMBOL	VALUE	UNIT
Power Dissipation	P <sub>D</sub>	200	mW
Operating Temperature Range	T <sub>OPR</sub>	-65 ~ 150	°C
Storage Temperature Range	T <sub>STG</sub>	-65 ~ 150	°C

These ratings are limiting values above which the serviceability of the diode may be impaired.

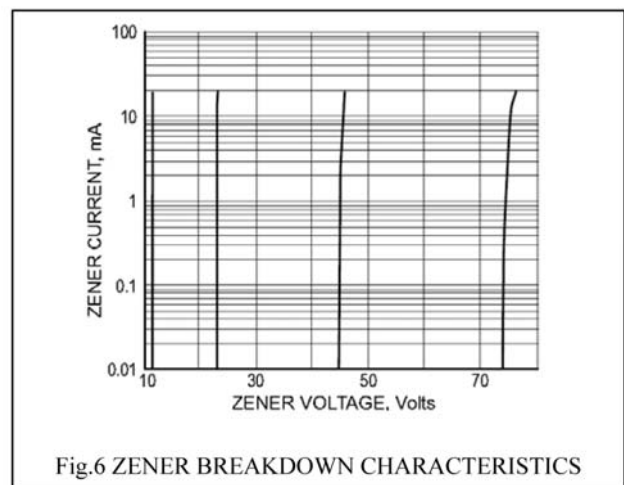
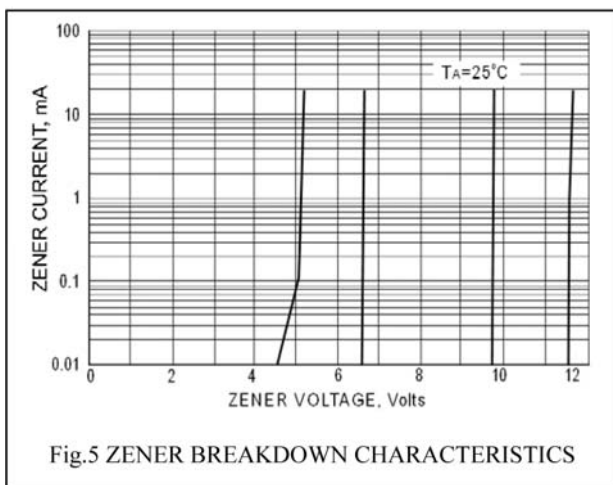
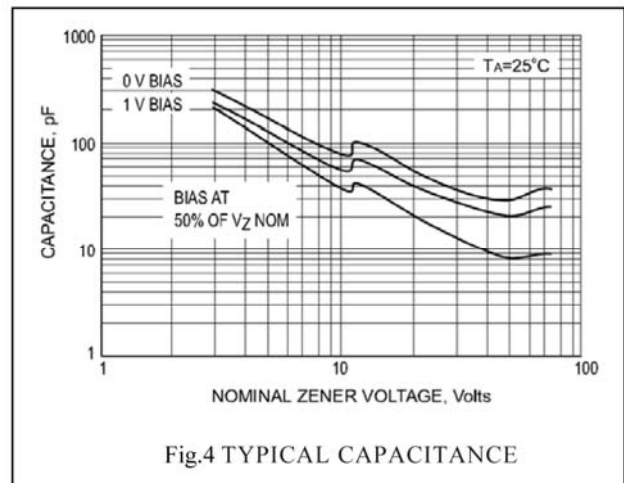
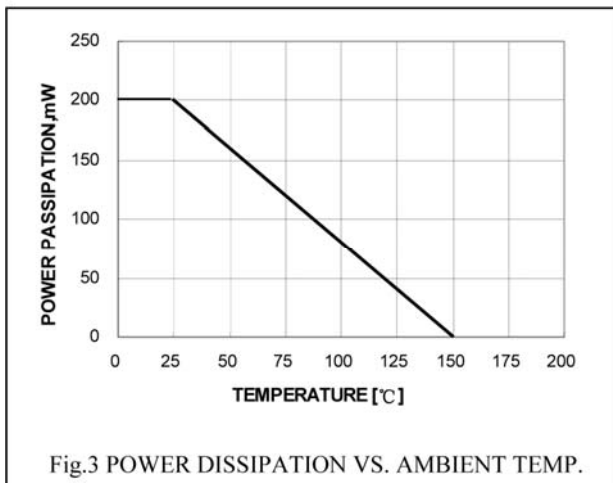
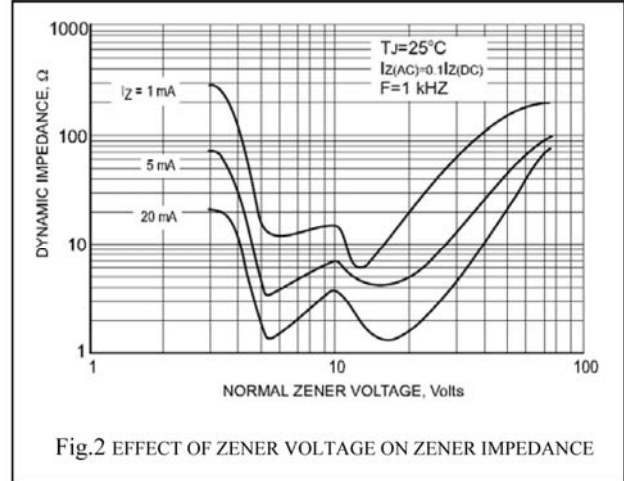
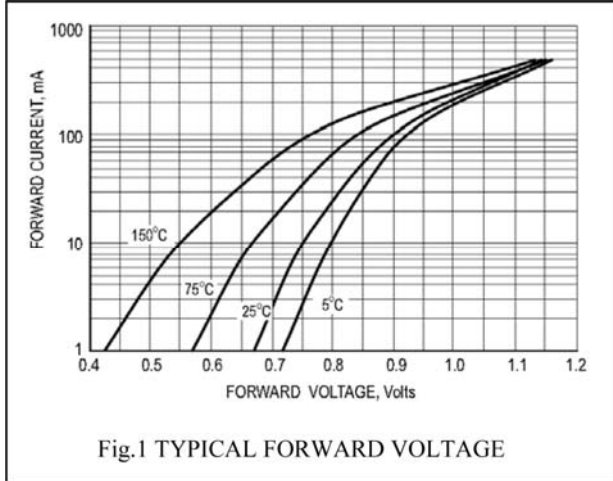
**ELECTRICAL RATINGS** ( $T_A = 25^\circ\text{C}$  unless otherwise specified)

TYPE NUMBER	MARKING	ZENER VOLTAGE RANGE				MAXIMUM ZENER IMPEDANCE			MAXIMUM REVERSE LEAKAGE CURRENT	
		$V_Z @ I_{ZT}$			$I_{ZT}$	$Z_{ZT} @ I_{ZT}$ (Max)	$I_{ZK}$	$Z_{ZK} @ I_{ZK}$ (Max)	$I_R @ V_R$	
		Min(V)	Nom(V)	Max(V)	mA	$\Omega$	mA	$\Omega$	$\mu\text{A}$	V
MM3Z2V4BW	0Z	2.35	2.4	2.45	5	100	1	564	45	1
MM3Z2V7BW	1Z	2.65	2.7	2.75	5	100	1	564	18	1
MM3Z3V0BW	2Z	2.94	3.0	3.06	5	100	1	564	9	1
MM3Z3V3BW	3Z	3.23	3.3	3.37	5	95	1	564	4.5	1
MM3Z3V6BW	4Z	3.53	3.6	3.67	5	90	1	564	4.5	1
MM3Z3V9BW	5Z	3.82	3.9	3.98	5	90	1	564	2.7	1
MM3Z4V3BW	6Z	4.21	4.3	4.39	5	90	1	564	2.7	1
MM3Z4V7BW	7Z	4.61	4.7	4.79	5	80	1	470	2.7	2
MM3Z5V1BW	8Z	5.00	5.1	5.20	5	60	1	451	1.8	2
MM3Z5V6BW	9Z	5.49	5.6	5.71	5	40	1	376	0.9	2
MM3Z6V2BW	AZ	6.08	6.2	6.32	5	10	1	141	2.7	4
MM3Z6V8BW	BZ	6.66	6.8	6.94	5	15	1	75	1.8	4
MM3Z7V5BW	CZ	7.35	7.5	7.65	5	15	1	75	0.9	5
MM3Z8V2BW	DZ	8.04	8.2	8.36	5	15	1	75	0.63	5
MM3Z9V1BW	EZ	8.92	9.1	9.28	5	15	1	94	0.45	6
MM3Z10VBW	FZ	9.80	10	10.20	5	20	1	141	0.18	7
MM3Z11VBW	GZ	10.78	11	11.22	5	20	1	141	0.09	8
MM3Z12VBW	HZ	11.76	12	12.24	5	25	1	141	0.09	8
MM3Z13VBW	JZ	12.74	13	13.26	5	30	1	160	0.09	8
MM3Z15VBW	KZ	14.70	15	15.30	5	30	1	188	0.045	10.5
MM3Z16VBW	LZ	15.68	16	16.32	5	40	1	188	0.045	11.2
MM3Z18VBW	MZ	17.64	18	18.36	5	45	1	212	0.045	12.6
MM3Z20VBW	NZ	19.60	20	20.40	5	55	1	212	0.045	14.0
MM3Z22VBW	PZ	21.56	22	22.44	5	55	1	235	0.045	15.4
MM3Z24VBW	RZ	23.52	24	24.48	5	70	1	235	0.045	16.8
MM3Z27VBW	SZ	26.46	27	27.54	2	80	0.5	282	0.045	18.9
MM3Z30VBW	TZ	29.40	30	30.60	2	80	0.5	282	0.045	21.0
MM3Z33VBW	UZ	32.34	33	33.66	2	80	0.5	306	0.045	23.0
MM3Z36VBW	VZ	35.28	36	36.72	2	90	0.5	329	0.045	25.2
MM3Z39VBW	WZ	38.22	39	39.78	2	130	0.5	329	0.045	27.3
MM3Z43VBW	XZ	42.14	43	43.86	2	150	0.5	353	0.045	30.1
MM3Z47VBW	YZ	46.06	47	47.94	2	170	0.5	353	0.045	33.0
MM3Z51VBW	-Z	49.98	51	52.02	2	180	0.5	376	0.045	35.7
MM3Z56VBW	=Z	54.88	56	57.12	2	200	0.5	400	0.045	39.2
MM3Z62VBW	≡Z	60.76	62	63.24	2	215	0.5	423	0.045	43.4
MM3Z68VBW	>Z	66.64	68	69.36	2	240	0.5	447	0.045	47.6
MM3Z75VBW	<Z	73.50	75	76.50	2	255	0.5	470	0.045	52.5

( $V_F$ ) Forward Voltage = 1V Maximum @  $I_F = 10\text{mA}$  for all types

- Notes: 1. The Zener Voltage ( $V_Z$ ) is tested under pulse condition of 10mS.  
 2. The Device numbers listed have a standard tolerance on the nominal zener voltage of  $\pm 2\%$ .  
 3. For detailed information on price, availability and delivery of nominal zener voltages between the voltages shown and tighter voltage tolerances, contact your nearest SeCoS representative.  
 4. The Zener impedance is derived from the 60-cycle ac voltage, which results when an ac current having an rms value equal to 10% of the dc zener current ( $I_{ZT}$  or  $I_{ZK}$ ) is superimposed to  $I_{ZT}$  or  $I_{ZK}$ .

**CHARACTERISTIC CURVES**



## CHARACTERISTIC CURVES

