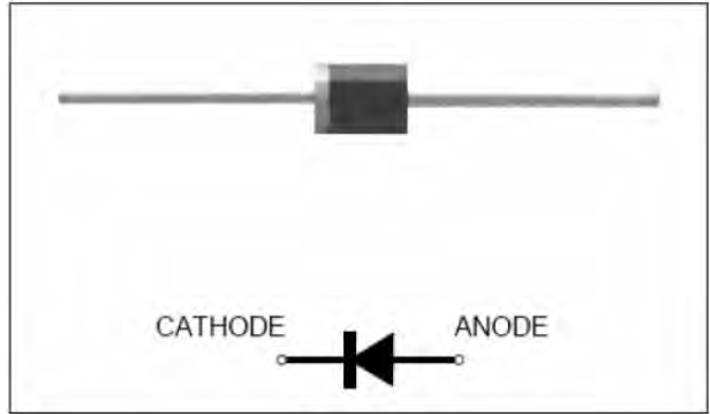


Feature & Dimensions

- * 1W DO-41
- * Zener voltage regulator diodes
- * Plastic package has Underwriters Laboratory Flammability Classification 94V-0
- * Complete voltage range_24volts
- * We declare that the material of product compliance with RoHS requirements.
- * Guarding for over voltage protection
- * High temperature soldering guaranteed: 260°C/10 seconds at terminals



We declare that the material of product compliance with ROHS requirements

Absolute Maximum Ratings(Ta=25°C)

Power Dissipation at T _{amb} = 25°C	P _{tot}	1 ¹⁾	W
Forward voltage at I _F =200mA	V _F	1.2	V
Junction Temperature	T _J	175	°C
Storage Temperature Range	T _S	-65 to +175	°C

1)Valid provided that leads at a distance of 8mm from case are kept at ambient temperature

1.Product Characteristic

TYPE		Nominal	Test	Max Zener Impedance			Max Reverse		Surge Current @	
Type	Marking	Zener	Current	A and B Sufflx only			Leakage Current		Ta=25°C	
		Voltage	I _{zt}	Z _{zt} @ I _{zt}	Z _{zk} @ I _{zk}	Z _{zk} @ I _{zk}	I _R	V _R	I _r -m A	
		V _z @I _{zt}	mA	Ohms	Ohms	m A	uA Max	Volts B		
		Volts								
1N4733AM	1N4733AM	5.1	49	7	550	1	10	1.0	890	
1N4734AM	1N4734AM	5.6	45	5	600			2.0	810	
1N4735AM	1N4735AM	6.2	41	2	700			3.0	730	
1N4736AM	1N4736AM	6.8	37	3.5	700			4.0	660	
1N4737AM	1N4737AM	7.5	34	4	700	0.5		5.0	605	
1N4738AM	1N4738AM	8.2	31	4.5	700			6.0	550	
1N4739AM	1N4739AM	9.1	28	5	700	0.25		5	7.0	500
1N4740AM	1N4740AM	10	25	7	700				7.6	454
1N4741AM	1N4741AM	11	23	8	700				8.4	414
1N4742AM	1N4742AM	12	21	9	700				9.1	380
1N4743AM	1N4743AM	13	19	10	700		9.9		344	
1N4744AM	1N4744AM	15	17	14	700		11.4	304		
1N4745AM	1N4745AM	16	15.5	16	700		12.2	285		

TYPE		Nominal	Test	Max Zener Impedance			Max Reverse		Surge Current @
Type	Marking	Zener	Current	A and B Suffix only			Leakage Current		Ta=25°C
		Voltage	I _{zt}	Z _{zt} @ I _{zt}	Z _{zk} @ I _{zk}	Z _{zk} @ I _{zk}	IR	VR	Ir-m A
		V _Z @I _{Zt}	mA	Ohms	Ohms	m A	uA Max	Volts B	
		Volts							
1N4746AM	1N4746AM	18	14	20	750	0.25	5	13.7	250
1N4747AM	1N4747AM	20	12.5	22	750			15.2	225
1N4748AM	1N4748AM	22	11.5	23	750			16.7	205
1N4749AM	1N4749AM	24	10.5	25	750			18.2	190
1N4750AM	1N4750AM	27	9.5	35	750			20.6	170
1N4751AM	1N4751AM	30	8.5	40	1000			22.8	150
1N4752AM	1N4752AM	33	7.5	45	1000			25.1	135
1N4753AM	1N4753AM	36	7	50	1000			27.4	125
1N4754AM	1N4754AM	39	6.5	60	1000			29.7	115
1N4755AM	1N4755AM	43	6	70	1500			32.7	110
1N4756AM	1N4756AM	47	5.5	80	1500			35.8	95
1N4757AM	1N4757AM	51	5	95	1500			38.8	90
1N4758AM	1N4758AM	56	4.5	110	2000			42.6	80
1N4759AM	1N4759AM	62	4	125	2000			47.1	70
1N4760AM	1N4760AM	68	3.7	150	2000			51.7	65
1N4761AM	1N4761AM	75	3.3	175	2000			56.0	60
1N4762AM	1N4762AM	82	3	200	3000			62.2	55
1N4763AM	1N4763AM	91	2.8	250	3000			69.2	50
1N4764AM	1N4764AM	100	2.5	350	3000			76.0	45

V_Z tolerance : ±5% ; Tested with pulse tp=40ms.

2.Characteristic Curves

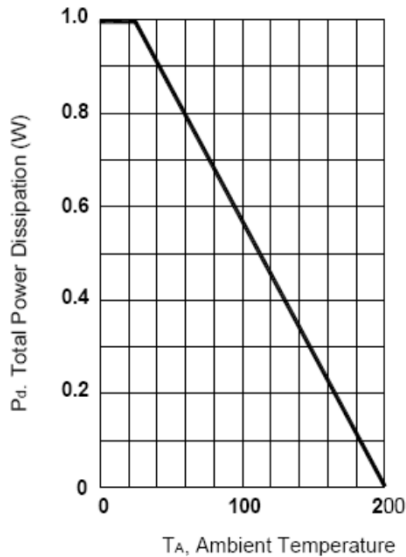


Fig. 1 Power Dissipation vs Ambient Temperature

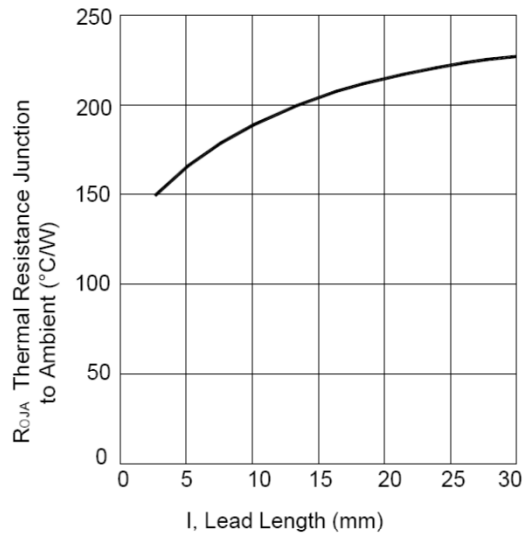


Fig. 2 Typical Thermal Resistance vs. Lead Length

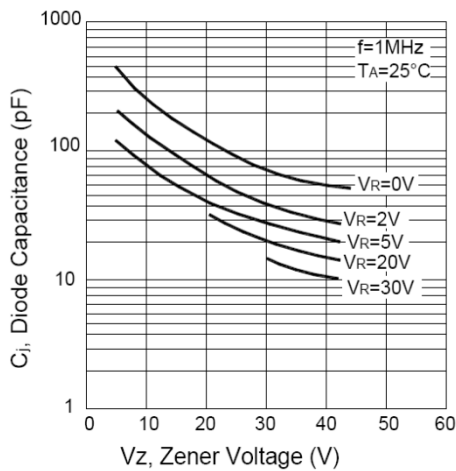


Fig. 3 Junction Capacitance vs Zener Voltage

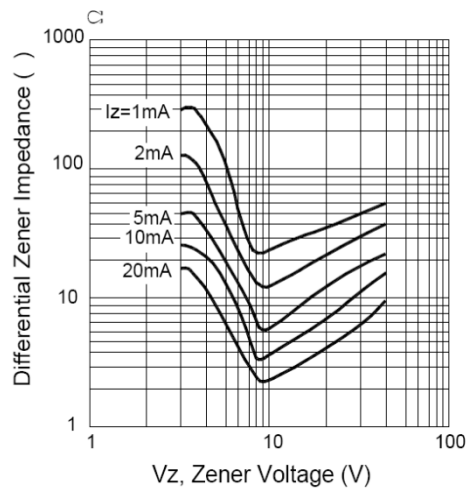


Fig. 4 Typical Zener Impedance vs. Zener Voltage

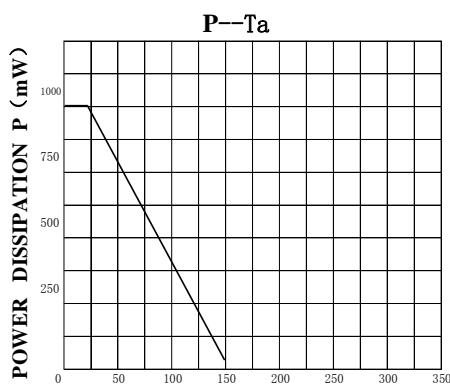
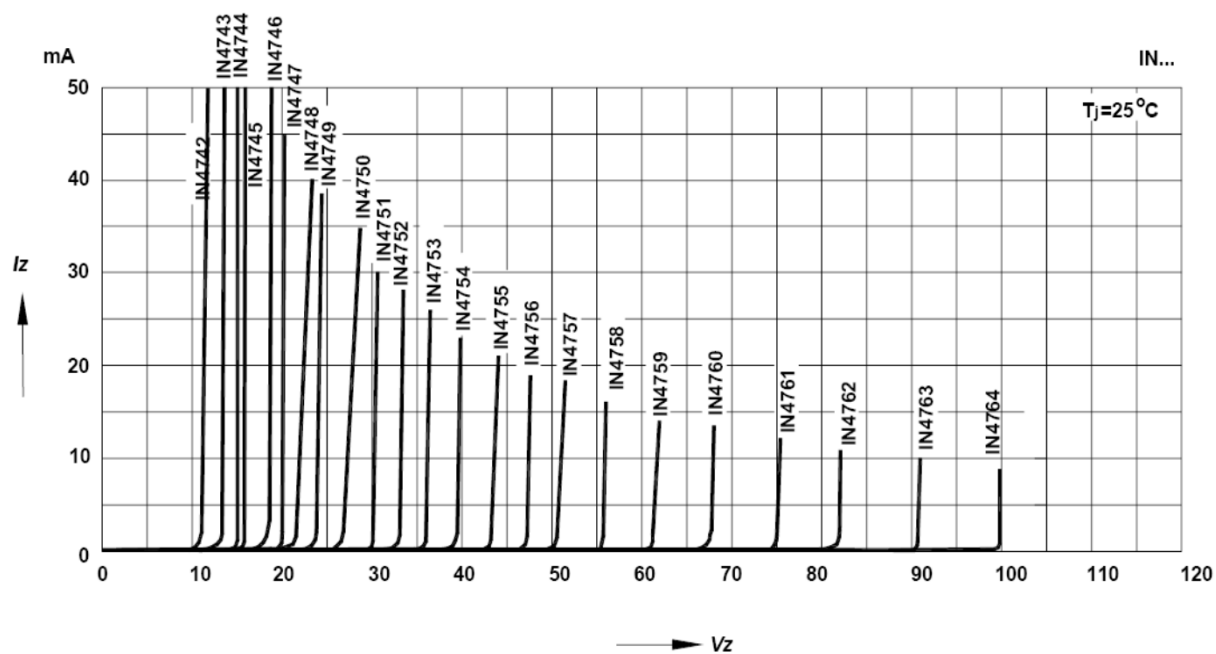
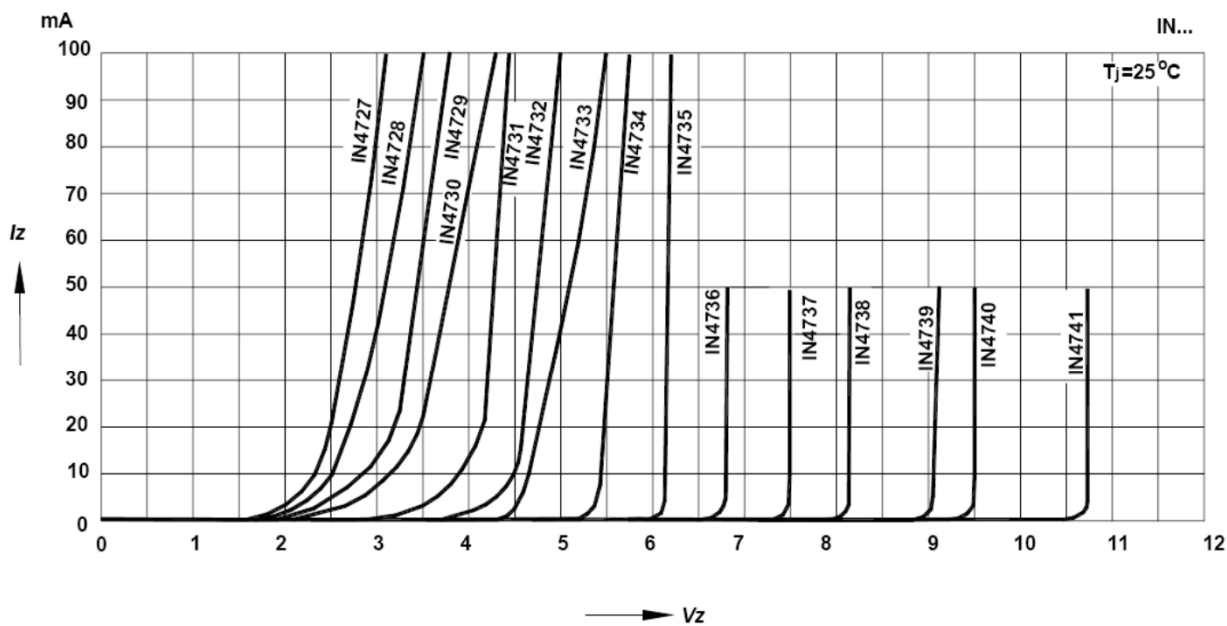


Fig.5 AMBIENT TEMPERATURE Ta (°C)

Breakdown characteristics

$T_j = \text{constant (pulsed)}$



3.High reliability test capabilities

序号 NO.	试验项目 TEST ITEM	试验条件 TEST CONDITION	样品数 S.S.	判定 DECISION		试验依据 TEST CRITERION
				ACC	REJ	
1	间歇工作寿命 IOL	$\Delta T_j > 100^\circ\text{C}$ $T_j \leq \text{Rated } T_{j\text{max}}$ $T_{\text{on}} = T_{\text{off}} = 2\text{min}$ 1000h	77PCS	0	1	MIL-STD-750
2	高温反偏 HTRB	$VR = 80\% \text{ rated } VR$ $T_j = 150^\circ\text{C}$	77PCS	0	1	MIL-STD-750
3	高温高湿反偏 H3TRB	$VR = 80\% \text{ rated } VR$ $T_a = 85^\circ\text{C}$ $RH = 85\% VR_{\text{max}} \leq 100V$	77PCS	0	1	MIL-STD-750
4	高温储存 HTSL	$T_a = T_{\text{stgmax}}$ 1000h	77PCS	0	1	MIL-STD-750
5	温度循环 TC	Air To Air $-55^\circ\text{C}/15\text{min}$ $150^\circ\text{C}/15\text{min}$ 1000 Cycles	77PCS	0	1	MIL-STD-750
6	高压蒸煮 AC	$121^\circ\text{C}/2\text{atm}/100\%RH$ 96h	77PCS	0	1	MIL-STD-750
7	浪涌 Fw.Surge	$T_a = 55^\circ\text{C}/I_{\text{FSM}} = \text{Rated } I_{\text{FSM}}$ one sine half wave 8.3ms	15PCS	0	1	MIL-STD-750
8	耐焊接热 RSH	$260^\circ\text{C} \pm 5^\circ\text{C}$ 10s	30PCS	0	1	MIL-STD-750
9	可焊性 SOLDERABILITY	$245 \pm 5^\circ\text{C}$ 5s	10PCS	0	1	MIL-STD-750
10	静电放电试验 ESD	HBM 模式 2000V	30PCS	0	1	MIL-STD-750
11	弯曲试验	Do-41,Do-15 产品按 0.5KG; Do-201AD 按 1KG; 90°; 2次	10PCS	0	1	BG/T2423.60-2008 IEC60068-2-21; 2006
12	拉力	Do-41,Do-15 产品按 1KG; Do-201AD 按 2KG	10PCS	0	1	BG/T2423.60-2008 IEC60068-2-21; 2006

4.Package Dimensions in inches and (millimeters)

