

Open Carrier Triple-Balanced Mixer For Microwave Telecommunications

Rev. V2


Features

- LO & RF: 2.0 TO 16.0 GHz
- IF: 1.0 TO 8.0 GHz
- LO DRIVE: +13 dBm (NOMINAL)
- MICROSTRIP INTERFACE

Description

The MC3013 is a triple balanced mixer, designed for use in military, commercial and test equipment applications. The design utilizes Schottky ring quad diodes and broadband soft dielectric baluns to attain excellent performance. The use of high temperature solder and welded assembly processes used internally makes it ideal for use in manual, semi-automated assembly. Environmental screening available to MIL-STD-883, MIL-STD-202 or MIL-DTL-28837, consult factory.

Product Image



Ordering Information

Part Number	Package
MC3013	Open Carrier
MC3013-2	Open Carrier

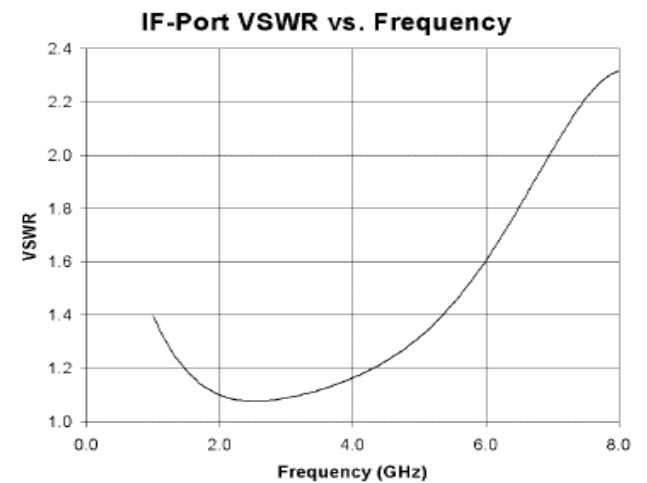
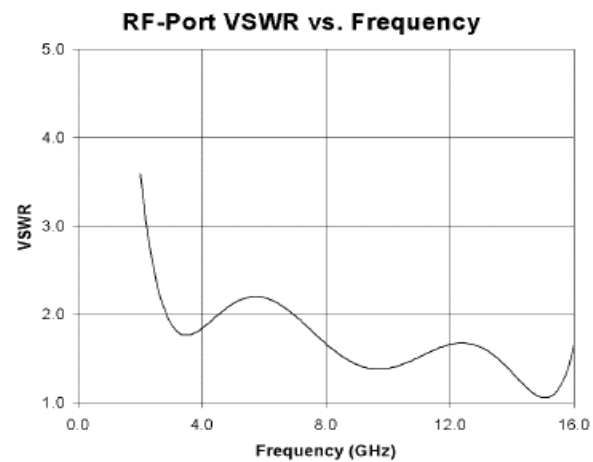
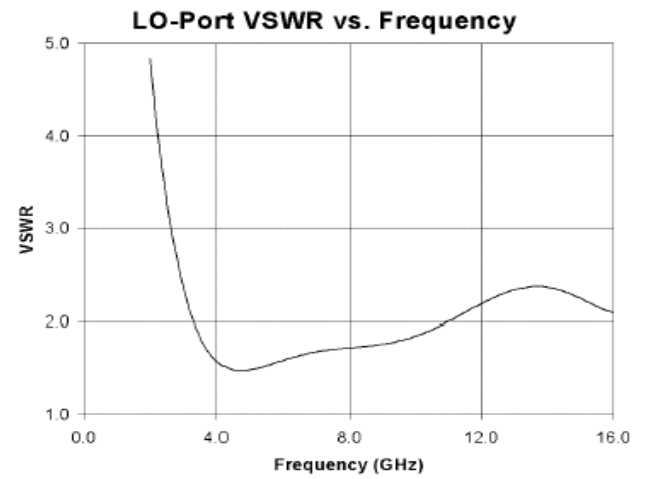
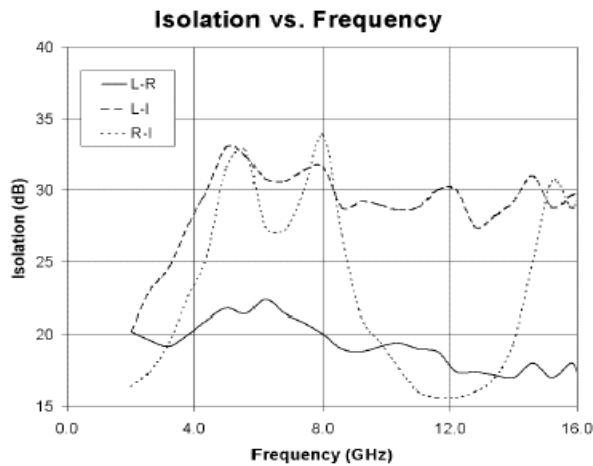
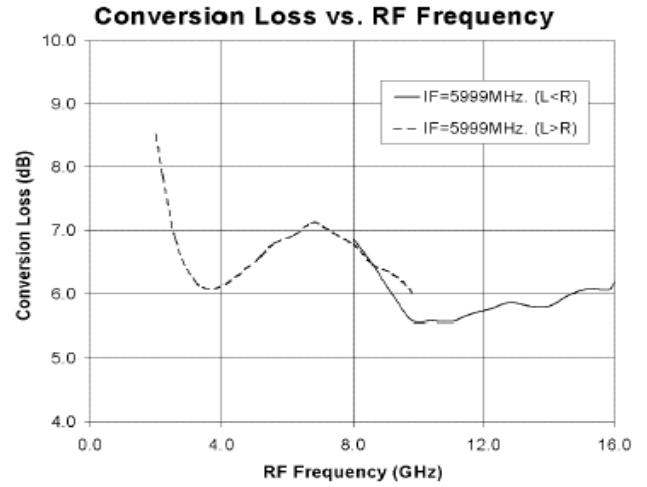
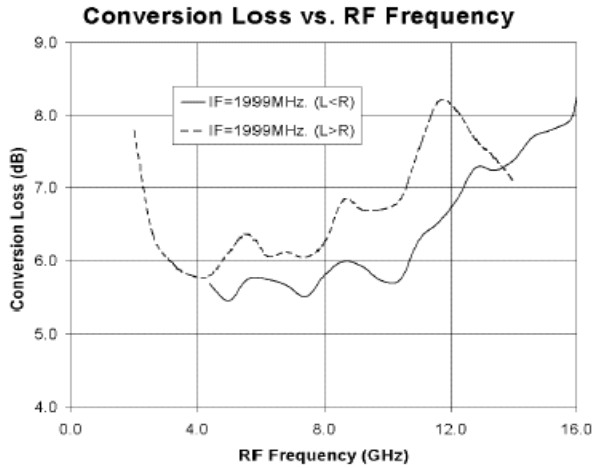
Electrical Specifications: $Z_0 = 50\Omega$ $Lo = +13$ dBm (Downconverter application only)

Parameter	Test Conditions	Units	Typical	Guaranteed	
				+25°C	-54° to +85°C
SSB Conversion Loss (max) & SSB Noise Figure (max)	$fR = 2$ to 3 GHz, $fL = 2$ to 3 GHz, $fI = 1$ to 8 GHz	dB	10.0	11.5	12.0
	$fR = 3$ to 10 GHz, $fL = 3$ to 10 GHz, $fI = 1$ to 8 GHz	dB	7.0	9.0	9.5
	$fR = 10$ to 16 GHz, $fL = 10$ to 16 GHz, $fI = 1$ to 8 GHz	dB	8.0	11.0	11.5
Isolation, L to R (min)	$fL = 2$ to 12 GHz	dB	20	15	13
	$fL = 12$ to 16 GHz	dB	17	12	10
Isolation, L to I (min)	$fL = 2$ to 4 GHz	dB	21	15	13
	$fL = 4$ to 16 GHz	dB	25	18	16
Isolation, R to I (min)	$fL = 2$ to 16 GHz	dB	25		
1 dB Conversion Comp.	$fL = +13$ dBm	dBm	+7		
Input IP3	$fR1 = 8$ GHz at -3 dBm, $fR2 = 8.01$ GHz at -3 dBm, $fL = 10$ GHz at +13 dBm	dBm	+17		
	$fR1 = 11$ GHz at -3 dBm, $fR2 = 11.01$ GHz at -3 dBm, $fL = 16$ GHz at +13 dBm	dBm	+17		
	$fR1 = 6$ GHz at -3 dBm, $fR2 = 6.01$ GHz at -3 dBm, $fL = 14$ GHz at +13 dBm	dBm	+17		

Open Carrier Triple-Balanced Mixer For Microwave Telecommunications

Rev. V2

Typical Performance Curves



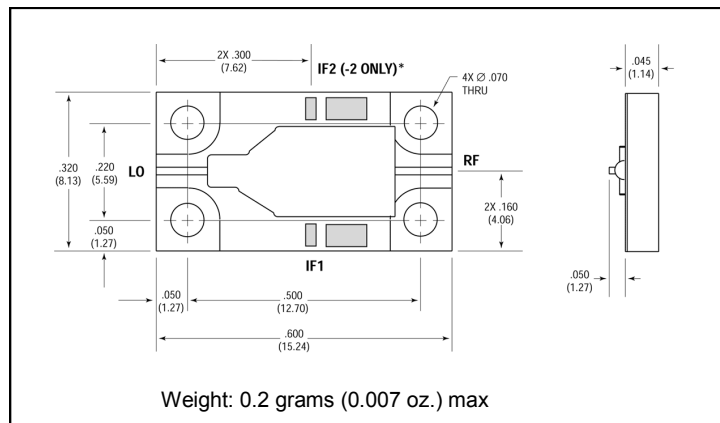
Open Carrier Triple-Balanced Mixer For Microwave Telecommunications

Rev. V2

Absolute Maximum Ratings

Parameter	Absolute Maximum
Operating Temperature	-54°C to +85°C
Storage Temperature	-65°C to +100°C
Peak Input Power	+23 dBm max @ +25°C +20 dBm max @ +85°C
Peak Input Current	50 mA DC

Outline Drawing: Open Carrier* MC3013



*For base model, only IF1 port is connected.
For the “-2” model, only the IF2 port is connected.

* Dimensions are inches (millimeters) ± 0.015 (0.38) unless otherwise specified.

M/A-COM Technology Solutions Inc. All rights reserved.

Information in this document is provided in connection with M/A-COM Technology Solutions Inc ("MACOM") products. These materials are provided by MACOM as a service to its customers and may be used for informational purposes only. Except as provided in MACOM's Terms and Conditions of Sale for such products or in any separate agreement related to this document, MACOM assumes no liability whatsoever. MACOM assumes no responsibility for errors or omissions in these materials. MACOM may make changes to specifications and product descriptions at any time, without notice. MACOM makes no commitment to update the information and shall have no responsibility whatsoever for conflicts or incompatibilities arising from future changes to its specifications and product descriptions. No license, express or implied, by estoppel or otherwise, to any intellectual property rights is granted by this document.

THESE MATERIALS ARE PROVIDED "AS IS" WITHOUT WARRANTY OF ANY KIND, EITHER EXPRESS OR IMPLIED, RELATING TO SALE AND/OR USE OF MACOM PRODUCTS INCLUDING LIABILITY OR WARRANTIES RELATING TO FITNESS FOR A PARTICULAR PURPOSE, CONSEQUENTIAL OR INCIDENTAL DAMAGES, MERCHANTABILITY, OR INFRINGEMENT OF ANY PATENT, COPYRIGHT OR OTHER INTELLECTUAL PROPERTY RIGHT. MACOM FURTHER DOES NOT WARRANT THE ACCURACY OR COMPLETENESS OF THE INFORMATION, TEXT, GRAPHICS OR OTHER ITEMS CONTAINED WITHIN THESE MATERIALS. MACOM SHALL NOT BE LIABLE FOR ANY SPECIAL, INDIRECT, INCIDENTAL, OR CONSEQUENTIAL DAMAGES, INCLUDING WITHOUT LIMITATION, LOST REVENUES OR LOST PROFITS, WHICH MAY RESULT FROM THE USE OF THESE MATERIALS.

MACOM products are not intended for use in medical, lifesaving or life sustaining applications. MACOM customers using or selling MACOM products for use in such applications do so at their own risk and agree to fully indemnify MACOM for any damages resulting from such improper use or sale.