


**6.0A GLASS PASSIVATED BRIDGE RECTIFIER**

**Reverse Voltage - 100 to 1000 V**

**Forward Current – 6.0A**

**FEATURES**

- ◆ Surge overload rating - 125 amperes peak
- ◆ Ideal for printed circuit board
- ◆ Glass Passivated Chip Junction
- ◆ Mounting position: Any
- ◆ Lead free in comply with EU RoHS 2011/65/EU directives



**MECHANICAL DATA**

- ◆ Case: GBL
- ◆ Terminals: Solderable per MIL-STD-202, Method 208
- ◆ Approx. Weight: 2.15g / 0.076oz

**Maximum Ratings and Electrical characteristics**

Ratings at 25 °C ambient temperature unless otherwise specified.

Parameter	Symbols	GBL601	GBL602	GBL604	GBL606	GBL608	GBL610	Units
Maximum Repetitive Peak Reverse Voltage	$V_{RRM}$	100	200	400	600	800	1000	V
Maximum RMS voltage	$V_{RMS}$	70	140	280	420	560	700	V
Maximum DC Blocking Voltage	$V_{DC}$	100	200	400	600	800	1000	V
Maximum Average Forward (with heatsink Note2) Rectified Current @ $T_c=100^{\circ}C$ (without heatsink)	$I_{(AV)}$	6.0 2.6						A
Peak Forward Surge Current 8.3 ms Single Half Sine-Wave Superimposed on Rated Load (JEDEC method)	$I_{FSM}$	175						A
Forward Voltage Voltage @6.0ADC Drop per element @3.0ADV	$V_F$	1.1 1.0						V
Maximum DC Forward Voltage @ $T_j=25^{\circ}C$ At rated DC blocking voltage @ $T_j=125^{\circ}C$	$I_R$	5.0 500.0						$\mu A$
$T^2t$ Rating for Fusing ( $t < 8.3ms$ )	$i^2t$	127						$A^2S$
Typical Junction Capacitance (Note 1)	$C_J$	55						pF
Typical Thermal Resistance (Note 2)	$R_{(JC)}$	4.2						$^{\circ}C/W$
Operating Temperature Range	$T_J$	-55 ~ +150						$^{\circ}C$
Storage Temperature Range	$T_{stg}$	-55 ~ +150						$^{\circ}C$

(1). Measured at 1.0 MHz and applied reverse voltage of 4.0Vdc

(2). Device mounted on 75mm x 75mm x 1.6mm Cu Plate Heatsink.

FIG.1-MAXIMUM NON-REPETITIVE SURGE CURRENT

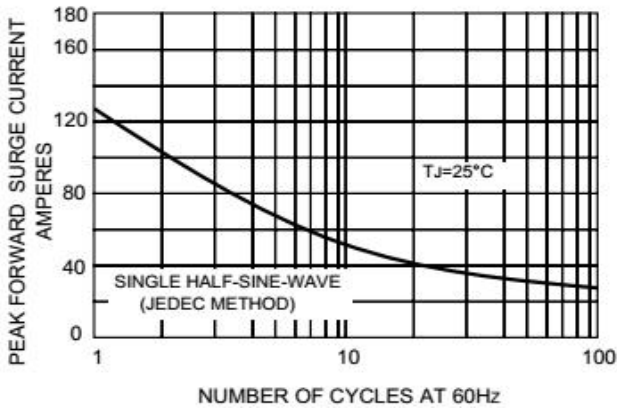


FIG.2-DERATING CURVE OUTPUT RECTIFIED CURRENT

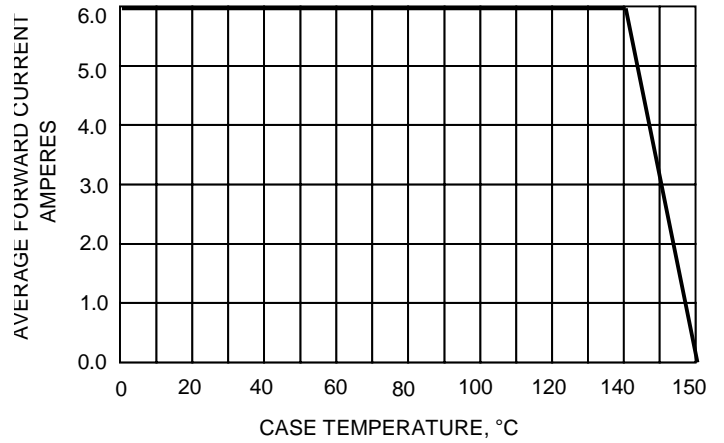


FIG.3-TYPICAL FORWARD CHARACTERISTICS

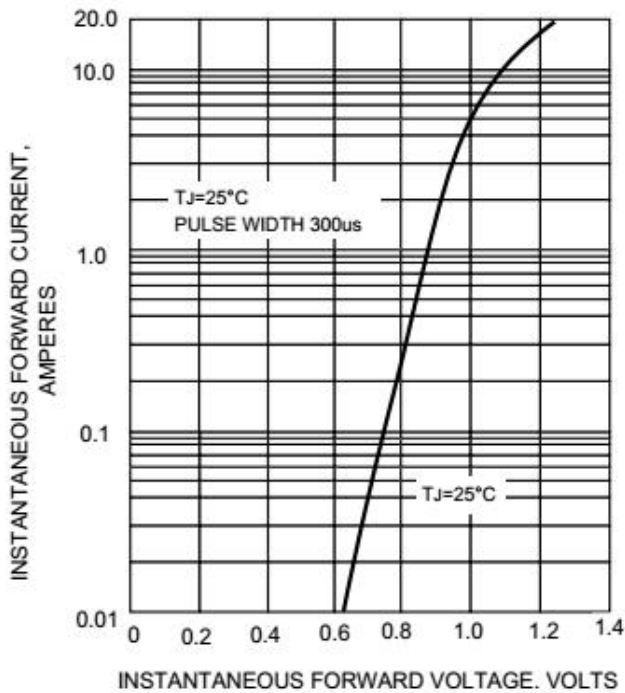
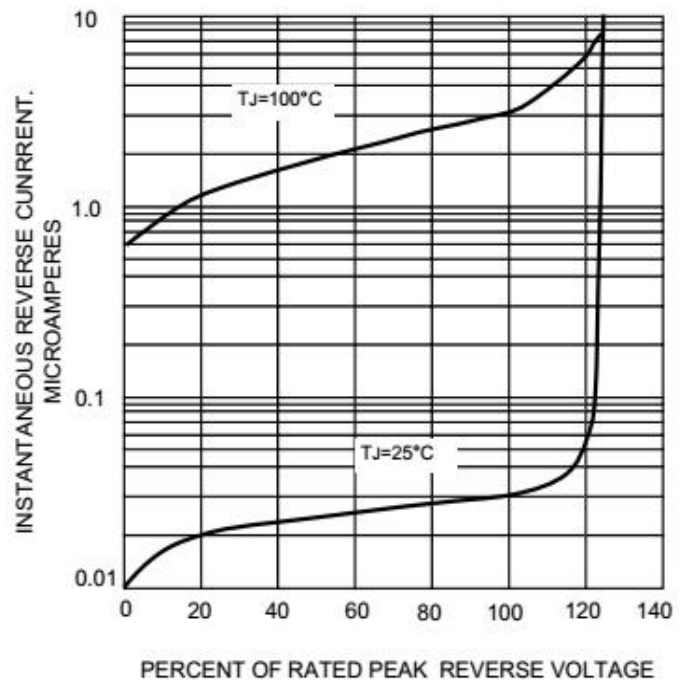
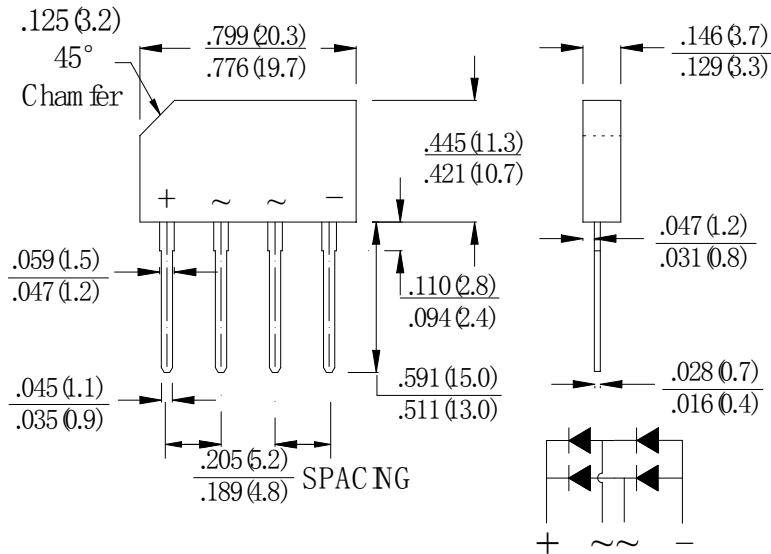


FIG.4-TYPICAL REVERSE CHARACTERISTICS



**Package Outline**

**GBL**



Dimensions in inches and millimeters

**Summary of Packing Options**

Package	Packing Description	Packing Quantity	Industry Standard
GBL	BOX	500	EIA-481-1