



Shanghai Lunsure Electronic  
Technology Co.,LTD  
Tel:0086-21-37185008  
Fax:0086-21-57152769

BSOZA401  
THRU  
BSOZA406

### Features

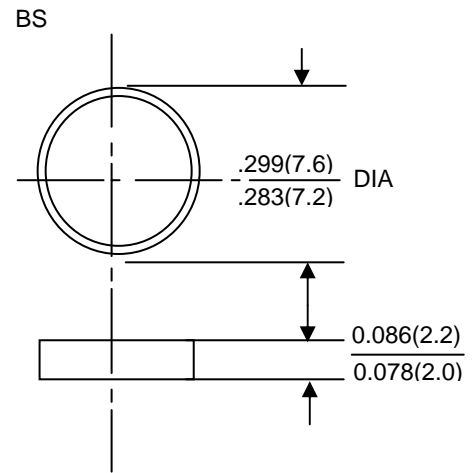
- Low leakage
- Low forward voltage drop
- High current capability
- High forward surge current capability

### BIG SOZA CELL

VOLTAGE RANGE  
100 TO 600 VOLTS  
CURRENT 40AMPS

### Mechanical Data

- Copper slug
- Technology: cell with vacuum soldered
- Polarity: blue dots denotes cathode end
- Mounting Position: Any
- Weight: 0.7 grams



Dimensions in inches and millimeters

### Maximum Ratings and Electrical Characteristics

- Rating at 25°C ambient temperature unless otherwise specified
- Single phase, half wave, 60Hz, resistive or inductive load
- For capacitive load derate current by 20%

Parameters	Symbols	BSOZA401	BSOZA402	BSOZA403	BSOZA404	BSOZA406	Units
Maximum repetitive peak reverse voltage	$V_{RRM}$	100	200	300	400	600	Volts
Maximum RMS voltage	$V_{RMS}$	70	140	210	280	420	Volts
Maximum DC blocking voltage	$V_{DC}$	100	200	300	400	600	Volts
Maximum Average rectified forward current at $T_C=110^\circ C$	$I_o$	40					Amps
Peak forward surge current 8.3mS single half sine-wave superimposed on rated load (JE DEC Method)	$I_{FSM}$	500					Amps
Maximum instantaneous forward voltage drop at 100A	$V_F$	1.08					Volts
Maximum DC reverse current $T_A=25^\circ C$ at rated DC blocking voltage $T_A=150^\circ C$	$I_R$	5 250					$\mu A$
Typical thermal resistance	$R_{\theta JC}$	1.0					$^\circ C/W$
Operating and storage temperature	$T_J, T_{STG}$	-65 to +175					$^\circ C$

Notes: 1.Enough heatsink must be considered in application.

# BSOZA401 THRU BSOZA406

## Ratings and Characteristic Curves

FIG.1-TYPICAL FORWARD CURRENT DERATING CURVE

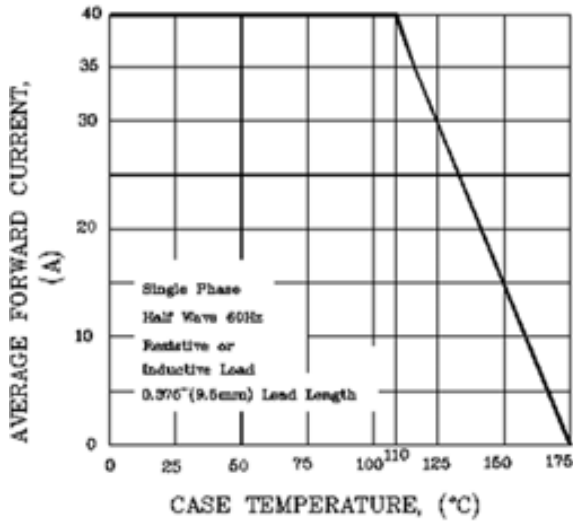


FIG.2-MAXIMUM NON-REPETITIVE PEAK FORWARD SURGE CURRENT

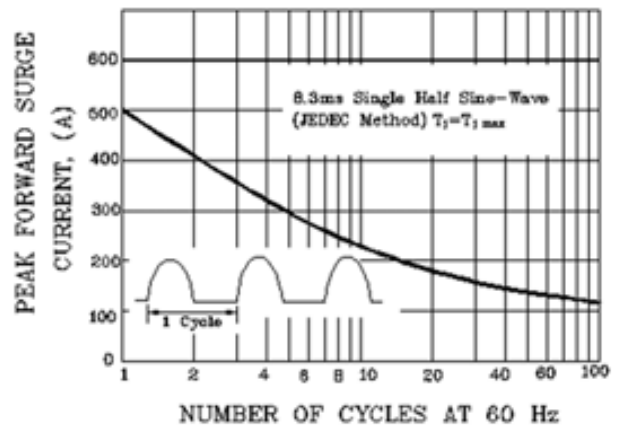


FIG.3-TYPICAL INSTANTANEOUS FORWARD CHARACTERISTICS

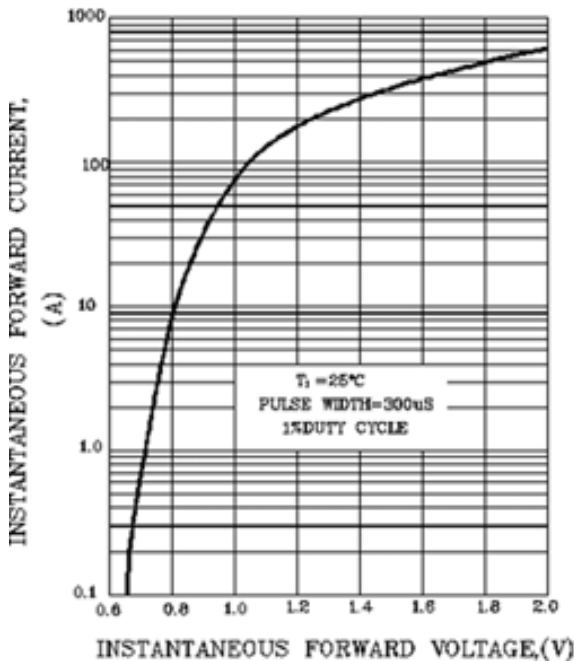


FIG.4. FORWARD POWER DISSIPATION

