

MM1W3V6B~MM1W36B

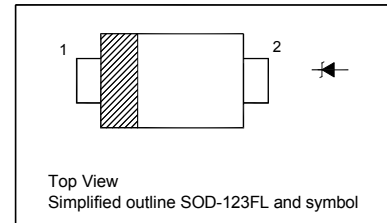
Silicon Planar Zener Diodes

Features

- Total power dissipation: Max.1 W
- Small plastic package suitable for surface mounted design

PINNING

PIN	DESCRIPTION
1	Cathode
2	Anode

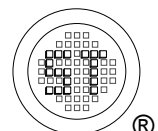


Absolute Maximum Ratings ($T_a = 25^\circ\text{C}$)

Parameter	Symbol	Value	Unit
Power Dissipation	P_D	1	W
Junction Temperature	T_j	150	$^\circ\text{C}$
Storage Temperature Range	T_{stg}	- 55 to + 150	$^\circ\text{C}$

Characteristics at $T_a = 25^\circ\text{C}$

Parameter	Symbol	Max.	Unit
Forward Voltage at $I_F = 200\text{ mA}$	V_F	1.2	V

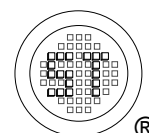
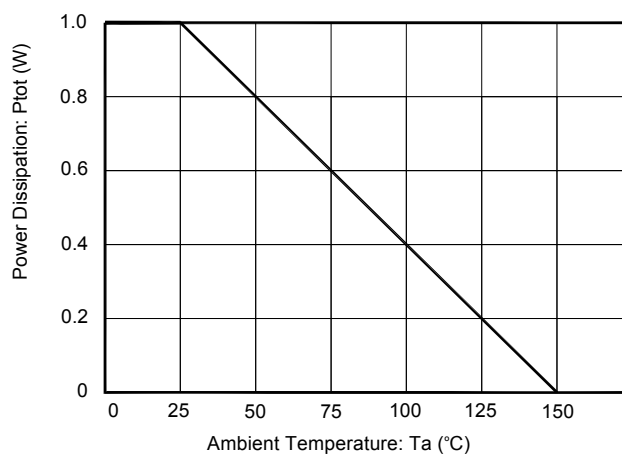


MM1W3V6B~MM1W36B

Characteristics at $T_a = 25^\circ\text{C}$

Type	Marking Code	Zener Voltage Range			Dynamic Impedance		Reverse Current	
		V_{ZT}		at I_{ZT}	Z_{ZT}	at I_{ZT}	I_R	at V_R
		Min. (V)	Max. (V)	(mA)	Max. (Ω)	(mA)	Max. (μA)	(V)
MM1W3V6B	BA1	3.6	4	40	15	40	60	1
MM1W3V9B	BB1	3.9	4.4	40	15	40	40	1
MM1W4V3B	BC1	4.3	4.8	40	15	40	20	1
MM1W4V7B	BD1	4.7	5.2	40	10	40	20	1
MM1W5V1B	BE1	5.1	5.7	40	8	40	20	1
MM1W5V6B	BF1	5.6	6.3	40	8	40	20	1.5
MM1W6V2B	BG1	6.2	7	40	6	40	20	3
MM1W6V8B	BH1	6.8	7.7	40	6	40	20	3.5
MM1W7V5B	BJ1	7.5	8.4	40	4	40	20	4
MM1W8V2B	BK1	8.2	9.3	40	4	40	20	5
MM1W9V1B	BL1	9.1	10.2	40	6	40	20	6
MM1W10B	BM1	10	11.2	40	6	40	10	7
MM1W11B	BN1	11	12.3	20	8	20	10	8
MM1W12B	BP1	12	13.5	20	8	20	10	9
MM1W13B	BQ1	13.3	15	20	10	20	10	10
MM1W15B	BR1	14.7	16.5	20	10	20	10	11
MM1W16B	BS1	16.2	18.3	20	12	20	10	12
MM1W18B	BT1	18	20.3	20	12	20	10	13
MM1W20B	BU1	20	22.4	20	14	20	10	15
MM1W22B	BV1	22	24.5	10	14	10	10	17
MM1W24B	BW1	24	27.6	10	16	10	10	19
MM1W27B	BX1	27	30.8	10	16	10	10	21
MM1W30B	BY1	30	34	10	18	10	10	23
MM1W33B	BZ1	33	37	10	18	10	10	25
MM1W36B	CA1	36	40	10	20	10	10	27

Power Dissipation vs Ambient Temperature

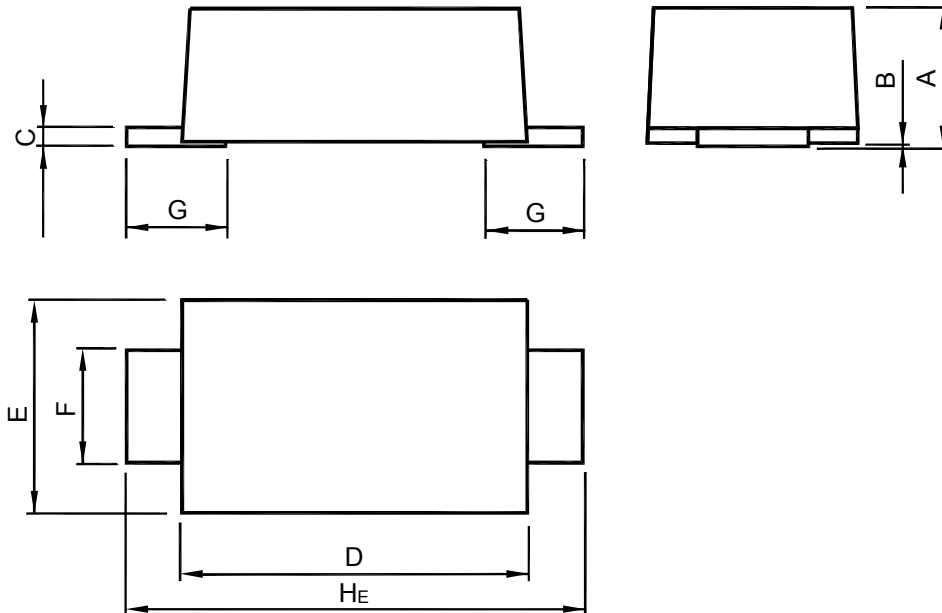


MM1W3V6B~MM1W36B

PACKAGE OUTLINE

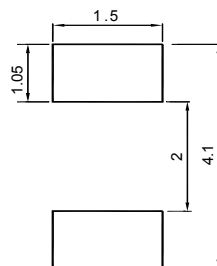
Plastic surface mounted package; 2 leads

SOD-123FL



UNIT	A	B	C	D	E	F	G	H _E
mm	1.08 0.88	0.1 0	0.2 0.1	2.9 2.6	1.9 1.7	1.1 0.8	0.9 0.7	3.9 3.5

Recommended Soldering Footprint



Packing information

Package	Tape Width (mm)	Pitch		Reel Size		Per Reel Packing Quantity
		mm	inch	mm	inch	
SOD-123FL	8	4 ± 0.1	0.157 ± 0.004	178	7	3,000

