

5003 | SERIES

1/2" BIMETAL DISC THERMOSTAT

Introduction

The 5003 series is a RoHS compliant, positive snap action, single pole / single throw, bimetallic thermostat which provides accurate and reliable sensing and switching in a single device. It is ideal for applications when space is at a premium with overall depth, without projecting terminals, being only 0.250 in.

The basic switch assembly is operated by a bimetal disc with positive, reinforced snap-action, which is known for its reliable repeatability. With several terminal and mounting options, the 5003 series offers excellent shock and vibration resistance due to the robust construction of its switch assembly. For high humidity and contaminating atmosphere applications, the device is sealed with a non-volatile resin. Narrow differential devices are ideal for control, while standard differentials can be used for high or low temperature limit switches.



Features

- Ideal for surface and air sensing
- RoHS compliant per EU directive 2002 / 95 / EC
- 1/2" disc button style
- Low profile design

Applications

- Automation
- Control
- PCB
- AC/DC Control
- Small Appliance
- Water Heater



SPECIFICATIONS

Contact Ratings	Cycles	Voltage	Amps (resistive)
	100,000	120 VAC	5
	100,000	240 VAC, 24VDC	3
	100,000	48 VDC	1.5
Contact Operations	Either close on rise (make) or open on rise (break), SPST (Single Pole, Single Throw)		
Operating Temperature	+35°F to 325°F (+1.67°C to 162.78°C)		
Temperature Tolerance	Standard of ±5°F with nominal operating temperature settings in 5°F increments		
Long Term Exposure Limit	-40°F to 350°F (-40°C to 176.67°C)		
Dielectric Strength	1500 Vrms 60Hz, 1 minute, terminals to case		
Weight	2.3 grams (0.08 oz)		

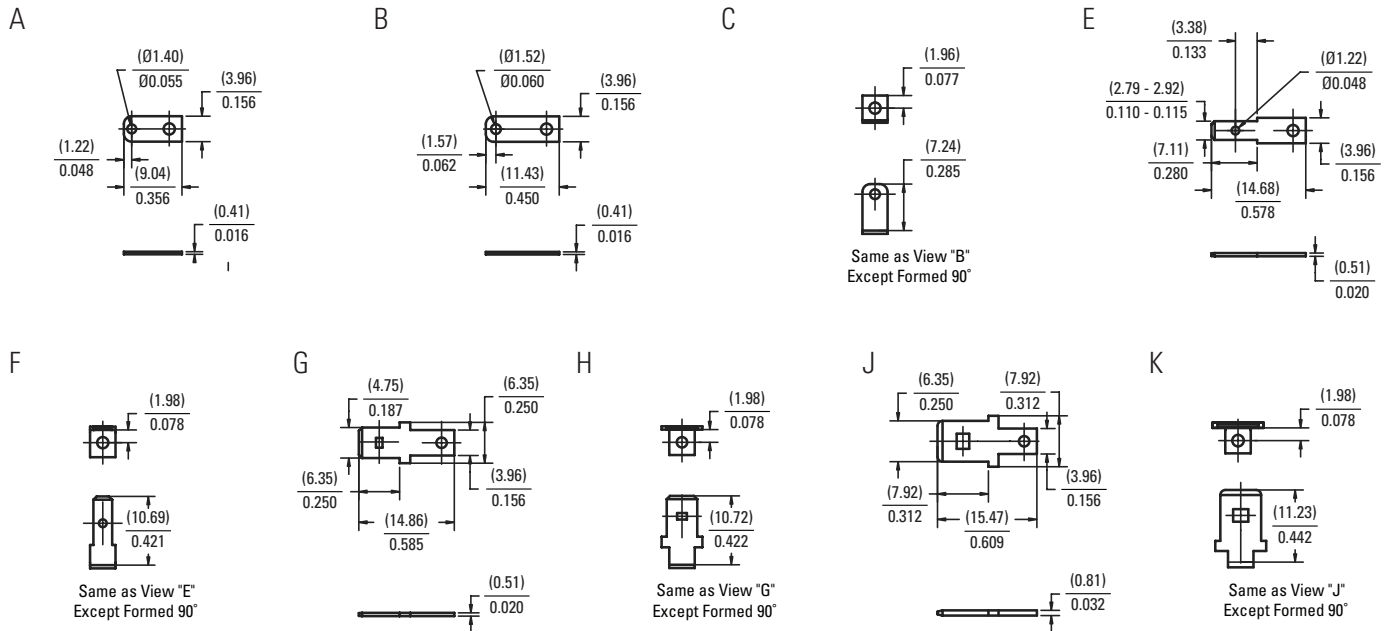


CONTACT OPERATION

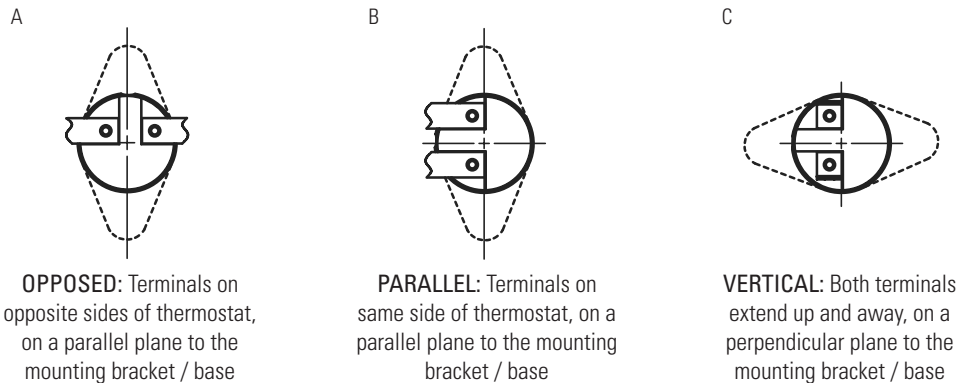
CODE	DESCRIPTION
O	Letter "O" = Open on Rise
C	Letter "C" = Close on Rise



TERMINAL SELECTION



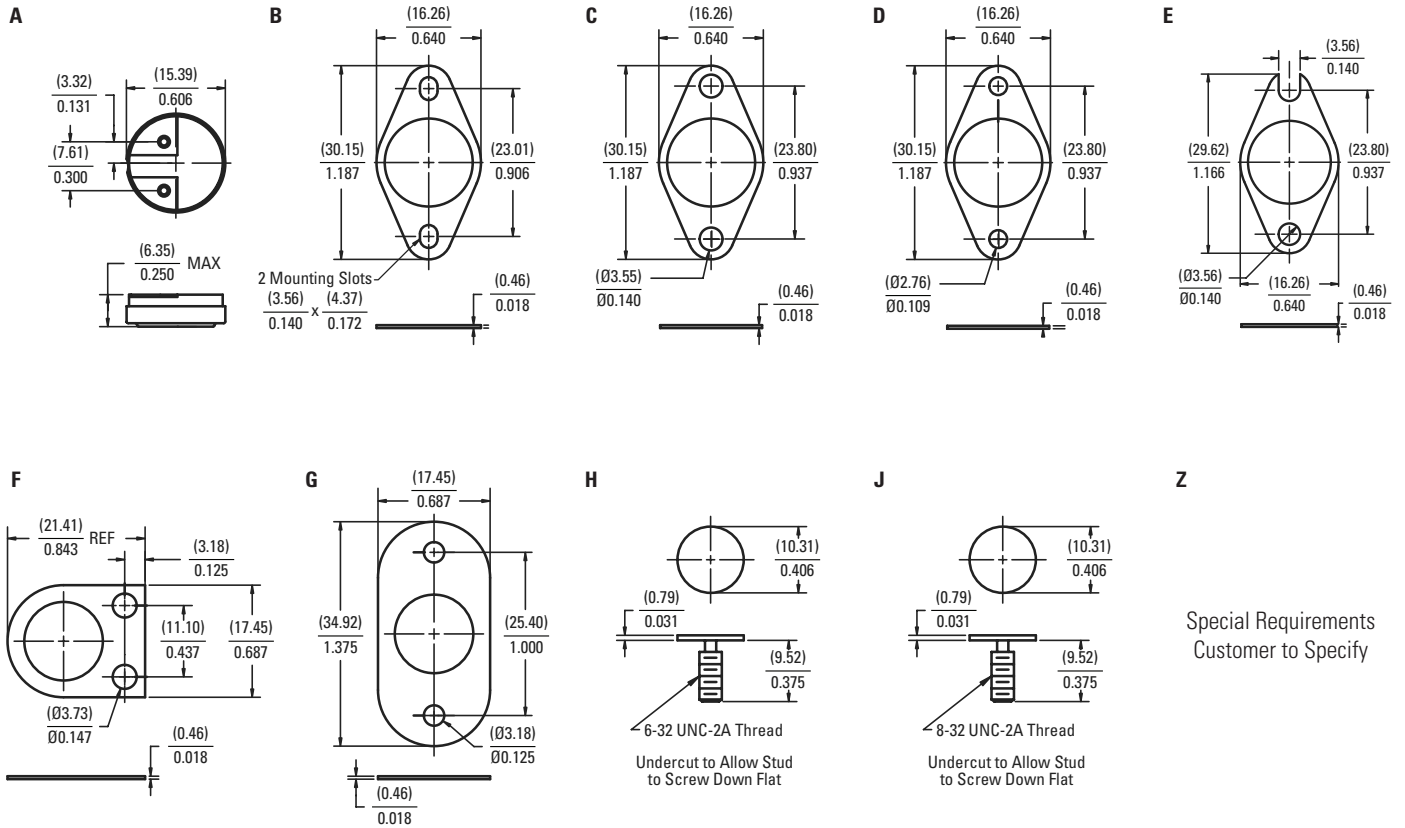
TERMINAL ORIENTATION



Terminal orientation restrictions											
'A' (Opposed)				'B' (Parallel)			'C' (Vertical)				
A	B	E	G	J	A	B	E	C	F	H	K



MOUNTING AND ENCLOSURE SELECTION



TEMPERATURE CODES AND TOLERANCE

Temperature Scale	Fahrenheit	Celsius	Fahrenheit	Celsius	Fahrenheit	Celsius
Top Temperature Settings	35°F to 200°F	1.7°C to 93°C	201°F to 300°F	94°C to 149°C	301°F to 325°F	150°C to 163°C
Standard Top Temperature Tolerance (code)	±5°F (A)	±2.8°C (A)	±8°F (B)	±4.4°C (B)	±10°F (C)	±5.6°C (C)
Nominal Temperature Differential	15°F	8.3°C	25°F	13.8°C	30°F	16.7°C

Note

- Select any temperature in the range of 35°F to 325°F. Standard choices fall on the 5°F increments, for example 140°F, 145°F, 150°F, 155°F... up to 320°F or 325°F
- Specify the °F temperature in the part numbering scheme as a three digit code without the '°F' in the part number. For example, for 200°F, put in code '200'
- Bottom Temperature in °F equals the "Top Temperature in °F" minus "Nominal Differential in °F". For example 310°F - 30°F = 280°F

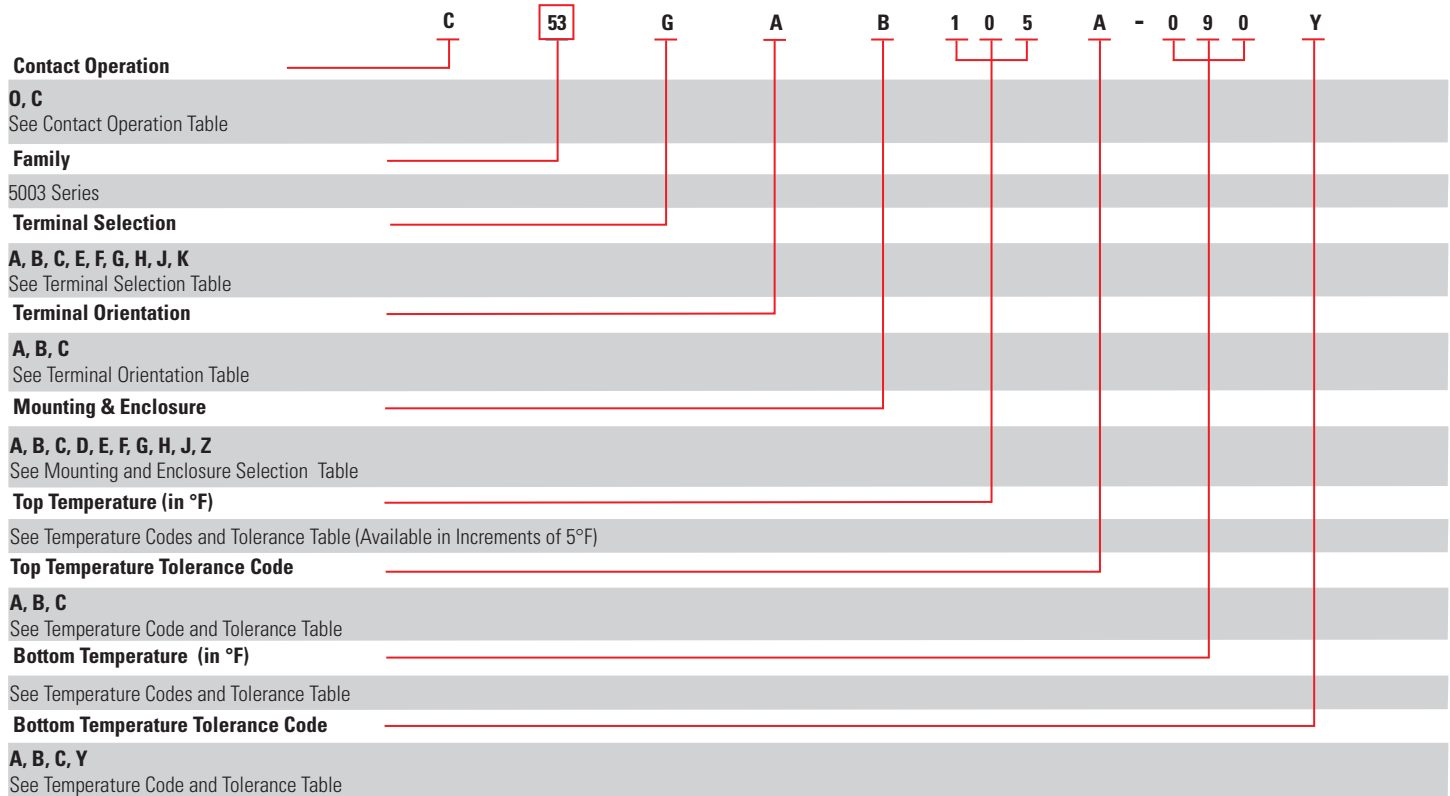
Tolerance Code	A	B	C	Y (Bottom Temp Only)
±°F	±5°F	±8°F	±10°F	Minimum
±°C	±2.8°C	±4.4°C	±5.6°C	Minimum

Note

- The standard tolerance for the top temperature is based on the temperature range the top temperature falls in, please refer to the temperature setting chart, and select the appropriate code for a standard top temperature tolerance
- For bottom temperature tolerance a "Y" = minimum trip, which indicates the "reset" trip occurs at or above the lower temperature set point.



Close contacts on temperature rise, 5003 series, 0.187" horizontal quick-connects with opposed orientation, mounting bracket with two 0.140" x 0.172" mounting slots, 105°F top temperature with a ±5°F standard top tolerance and a standard 15°F differential between top and bottom temperature for temperature range of 35°F to 200°F, differential helps calculate a bottom temperature of 90°F with a standard minimum reset for contacts to open at or above the bottom temperature setpoint.



IMPORTANT NOTICE

These devices are not intended for use as service or repair components, strictly for use by Original Equipment Manufacturer. This product is not rated as explosion proof and should not be applied in any application where flammable vapors or dust is present. End of life failure of this device may result in either open or closed circuit condition, and as such, OEMs must apply end of life protection in series, per agency requirements.

Users are solely responsible for proper design, application and function of this product in the end product or system. Users must evaluate the suitability of these devices in their application with respect to Temperature Settings, Mechanical and Electrical Life Cycles, Electrical loads and Environmental conditions.

These products are not environmentally sealed and have exposed electrical components. They are not intended to be used in applications where exposure to condensing or dripping liquids, Immersion in liquids, or exposure to other environment contaminants may occur.

Excessive mechanical cycling, high electrical loading or exposure to liquids or other environmental contaminants, as noted above, may compromise the electrical insulating properties of these devices. Such conditions may result in electric insulation breakdown accompanied by localized heating. The device may remain permanently closed or open as a result of these conditions as well as at normal end of life.



WARNINGS



RISK OF MATERIAL DAMAGE AND HOT ENCLOSURE

- The product's side panels may be hot, allow the product to cool before touching
- Follow proper mounting instructions including torque values
- Do not allow liquids or foreign objects to enter this product

Failure to follow these instructions can result in serious injury, or equipment damage.



HAZARD OF ELECTRIC SHOCK, EXPLOSION OR ARCH FLASH

- Disconnect all power before installing or working with this equipment
- Verify all connections and replace all covers before turning on power

Failure to follow these instructions will result in death or serious injury

Sensata Technologies, Inc. ("Sensata") data sheets are solely intended to assist designers ("Buyers") who are developing systems that incorporate Sensata products (also referred to herein as "components"). Buyer understands and agrees that Buyer remains responsible for using its independent analysis, evaluation and judgment in designing Buyer's systems and products. Sensata data sheets have been created using standard laboratory conditions and engineering practices. Sensata has not conducted any testing other than that specifically described in the published documentation for a particular data sheet. Sensata may make corrections, enhancements, improvements and other changes to its data sheets or components without notice.

Buyers are authorized to use Sensata data sheets with the Sensata component(s) identified in each particular data sheet. HOWEVER, NO OTHER LICENSE, EXPRESS OR IMPLIED, BY ESTOPPEL OR OTHERWISE TO ANY OTHER SENSATA INTELLECTUAL PROPERTY RIGHT, AND NO LICENSE TO ANY THIRD PARTY TECHNOLOGY OR INTELLECTUAL PROPERTY RIGHT, IS GRANTED HEREIN. SENSATA DATA SHEETS ARE PROVIDED "AS IS". SENSATA MAKES NO WARRANTIES OR REPRESENTATIONS WITH REGARD TO THE DATA SHEETS OR USE OF THE DATA SHEETS, EXPRESS, IMPLIED OR STATUTORY, INCLUDING ACCURACY OR COMPLETENESS. SENSATA DISCLAIMS ANY WARRANTY OF TITLE AND ANY IMPLIED WARRANTIES OF MERCHANTABILITY, FITNESS FOR A PARTICULAR PURPOSE, QUIET ENJOYMENT, QUIET POSSESSION, AND NON-INFRINGEMENT OF ANY THIRD PARTY INTELLECTUAL PROPERTY RIGHTS WITH REGARD TO SENSATA DATA SHEETS OR USE THEREOF.

All products are sold subject to Sensata's terms and conditions of sale supplied at www.sensata.com SENSATA ASSUMES NO LIABILITY FOR APPLICATIONS ASSISTANCE OR THE DESIGN OF BUYERS' PRODUCTS. BUYER ACKNOWLEDGES AND AGREES THAT IT IS SOLELY RESPONSIBLE FOR COMPLIANCE WITH ALL LEGAL, REGULATORY AND SAFETY-RELATED REQUIREMENTS CONCERNING ITS PRODUCTS, AND ANY USE OF SENSATA COMPONENTS IN ITS APPLICATIONS, NOTWITHSTANDING ANY APPLICATIONS-RELATED INFORMATION OR SUPPORT THAT MAY BE PROVIDED BY SENSATA.

Mailing Address: Sensata Technologies, Inc., 529 Pleasant Street, Attleboro, MA 02703, USA.

CONTACT US

Americas

+1 (888) 438 2214
sensors@sensata.com

Europe, Middle East & Africa

+359 (2) 804 7165
temperature-info.eu@sensata.com

Asia Pacific

sales.isasia@list.sensata.com
China +86 (21) 2306 1500

Japan +81 (45) 277 7117

Korea +82-10-9218-1179

India +91 (80) 67920890

Rest of Asia +886 (2) 27602006
ext 2808