


## Features

- Low  $V_F$  schottky barrier rectifiers
- Low profile - typical height 1.0 mm
- Low forward voltage drop
- Low leakage current
- Moisture sensitivity: level 1, per J-STD-020
- AEC-Q101 qualified



Package: eSGA  
(SOD-123FL)

## Applications

For use in fast switching in RF module, lighting, cell phone, portable devices, power supply and other consumer applications.

## Maximum Ratings ( $T_A = 25^\circ\text{C}$ unless otherwise noted)

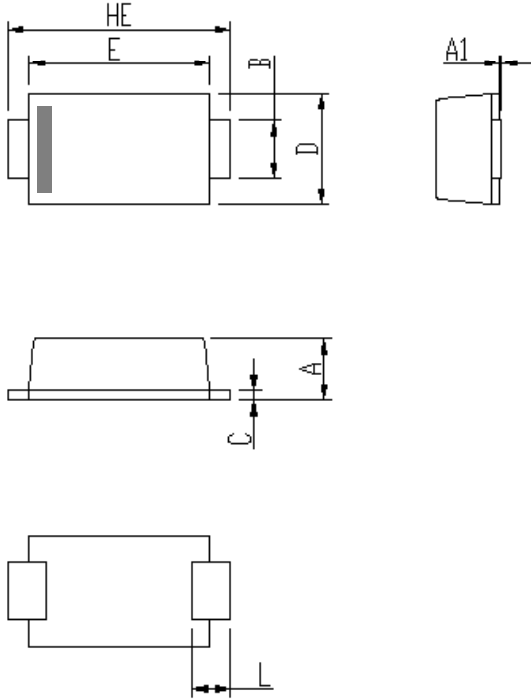
Parameter	Symbol	FS22N	FS22NS	FSL23	FSL23S	FSL24	FS24N	FSL26	Unit
Maximum Repetitive Peak Reverse Voltage	$V_{RRM}$	20	20	30	30	40	40	60	V
Maximum RMS Voltage	$V_{RMS}$	14	14	21	21	28	28	42	V
Maximum DC Blocking Voltage	$V_{DC}$	20	20	30	30	40	40	60	V
Maximum Average Forward Rectified Current	$I_{F(AV)}$	2.0							A
Peak Forward Surge Current (8.3 ms single half sine-wave superimposed on rated load)	$I_{FSM}$	50				80		50	A
Operating Junction and Storage Temperature Range	$T_J, T_{STG}$	- 55 to + 125							$^\circ\text{C}$

## Electrical Characteristics ( $T_A = 25^\circ\text{C}$ unless otherwise noted)

Parameter	Test Conditions	Symbol	FS22N	FS22NS	FSL23	FSL23S	FSL24	FS24N	FSL26	Unit
Maximum Instantaneous Forward Voltage	2 A	$V_F$	0.43	0.45	0.4	0.43	0.43	0.45	0.55	V
Maximum DC Reverse Current @Rated DC Blocking Voltage	$T_A=25^\circ\text{C}$	$I_R$	0.5	0.5	1	0.5	1	1	2	mA
Typical Thermal Resistance	Junction to Lead	$R_{\theta JL}$	20							$^\circ\text{C/W}$

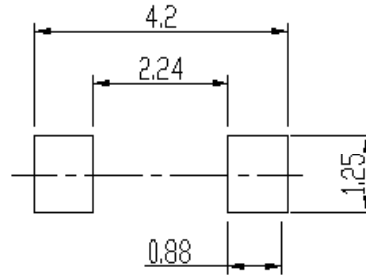
## Package Outline Dimensions

eSGA (SOD-123FL)



DIM	Unit: mm		Unit: inch	
	MIN	MAX	MIN	MAX
A	0.9	1.08	0.035	0.043
A1	0	0.1	0.000	0.004
B	0.85	1.05	0.033	0.041
C	0.1	0.25	0.004	0.010
D	1.7	2	0.067	0.079
E	2.9	3.1	0.114	0.122
L	0.43	0.83	0.017	0.033
HE	3.5	3.9	0.138	0.154

Soldering footprint



## Packing Information

### Packing quantities

3000 pcs/Reel, 40 Reels/Box; 8mm Tape, 7" Reel

### Tape & Reel Spec

