


### Features

- Low forward voltage drop
- Low switching losses
- High surge capacity

HF

### Mechanical Data

- Case: ITO-220AB
- Molding Compound: UL Flammability Classification Rating 94V-0
- Terminals: Matte tin-plated leads; solderability-per MIL-STD-202, Method 208



### Ordering Information

Part Number	Package	Shipping Quantity	Marking Code
MBRF10H200CT	ITO-220AB	50 pcs / Tube	MBRF10H200CT

### Maximum Ratings

(@ T<sub>A</sub> = 25°C unless otherwise specified)

Parameter	Symbol	Value	Unit
Peak Repetitive Reverse Voltage	V <sub>RRM</sub>	200	V
RMS Reverse Voltage	V <sub>RMS</sub>	140	V
DC Blocking Voltage	V <sub>DC</sub>	200	V
Maximum Average Forward Output Current	I <sub>F(AV)</sub>	10	A
Peak Forward Surge Current (8.3ms single half sine-wave)	I <sub>FSM</sub>	125	A

### Thermal Characteristics

Parameter	Symbol	Value	Unit
Thermal Resistance Junction-to-Case	R <sub>θJC</sub>	5	°C/W
Operating Junction Temperature Range	T <sub>J</sub>	-55 ~ +175	°C
Storage Temperature Range	T <sub>STG</sub>	-55 ~ +175	°C

### Electrical Characteristics (@ $T_A = 25^\circ\text{C}$ unless otherwise specified)

Parameter	Symbol	Test Condition	Min.	Typ.	Max.	Unit
Forward Voltage	$V_F$	$I_F = 5\text{A}, T_J = 25^\circ\text{C}$	-	-	0.95	V
Maximum Peak Reverse Current	$I_R$	$V_R = \text{Rated } V_{RRM}, T_J = 25^\circ\text{C}$	-	-	0.1	mA
		$V_R = \text{Rated } V_{RRM}, T_J = 125^\circ\text{C}$	-	-	50	mA

Note1: Pulse width < 300 $\mu\text{s}$ , Duty cycle < 1%

### Ratings and Characteristics Curves (@ $T_A = 25^\circ\text{C}$ unless otherwise specified)

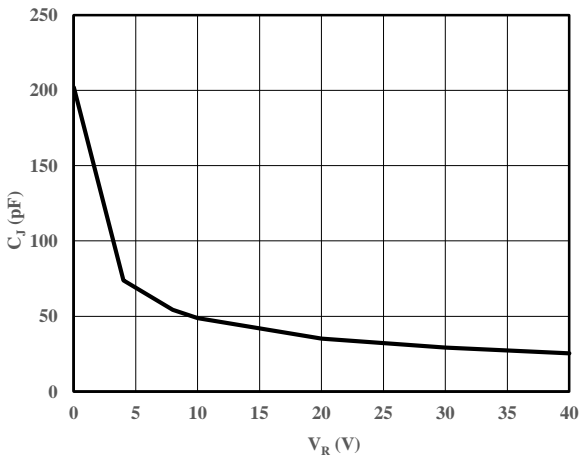


Fig 1 Typical Junction Capacitance

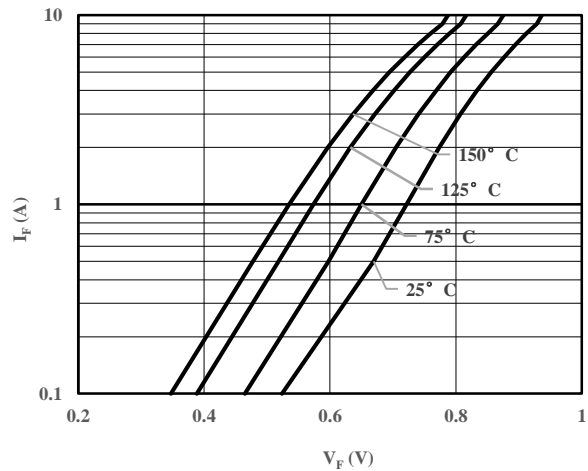


Fig 2 Typical Forward Characteristic

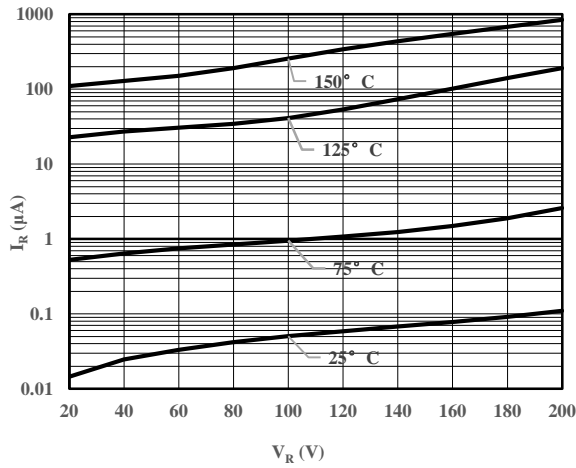


Fig 3 Typical Reverse Characteristic

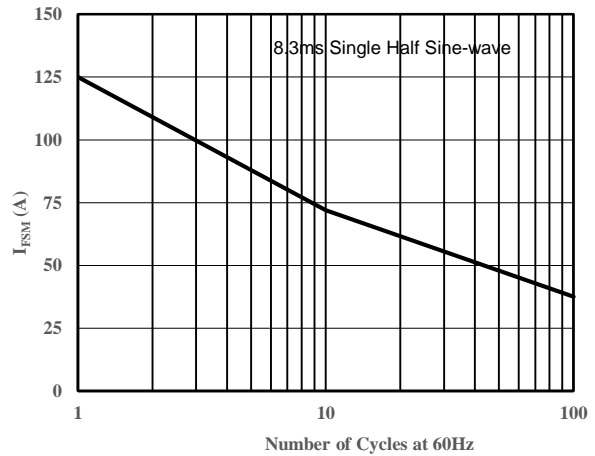
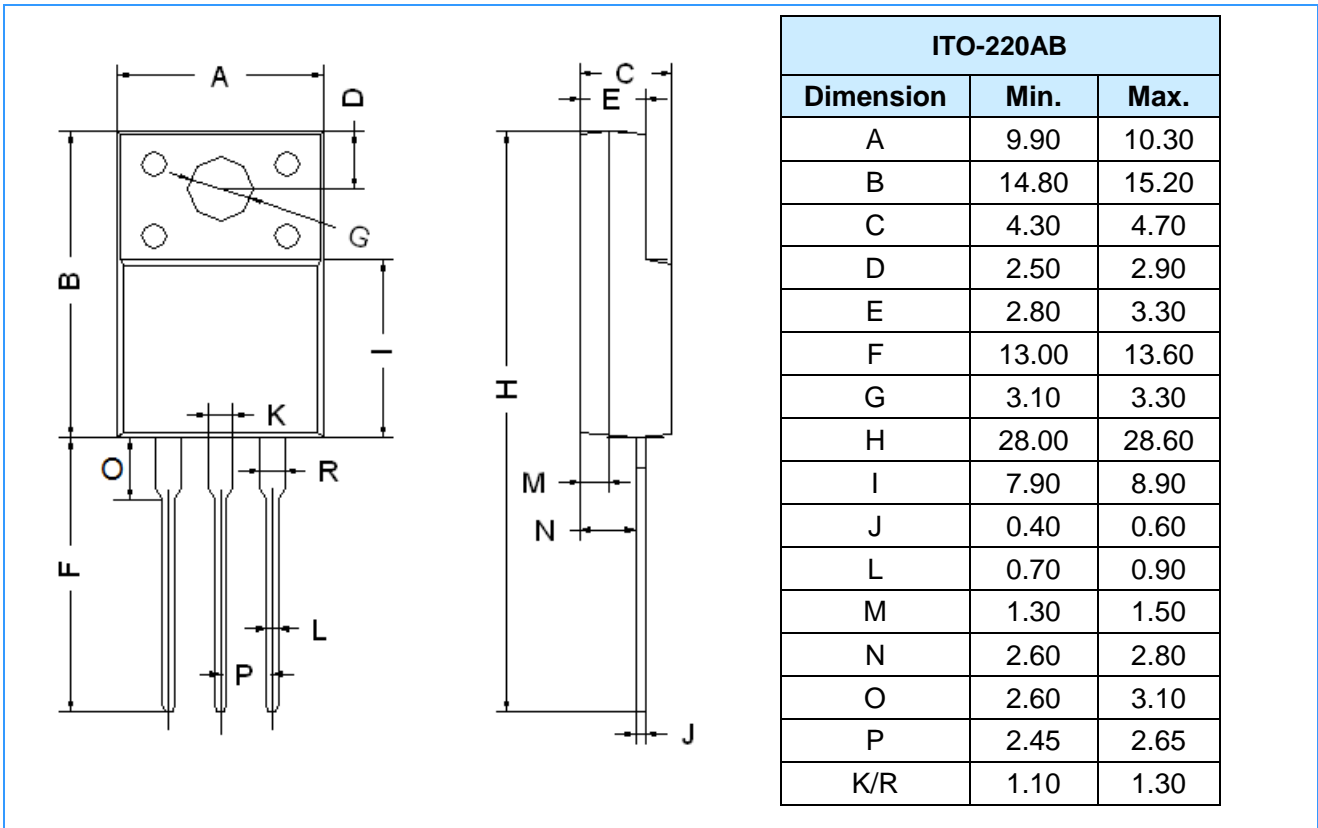


Fig 4 Maximum Non-Repetitive Peak Surge Current

**Package Outline Dimensions** (Unit: mm)



**Important Notice**

Changzhou Galaxy Century Microelectronics (GME) reserves the right to make changes without further notice to any product information (copyrighted) herein to make corrections, modifications, improvements, or other changes. GME does not assume any liability arising out of the application or use of any product described herein; neither does it convey any license under its patent rights, nor the rights of others.