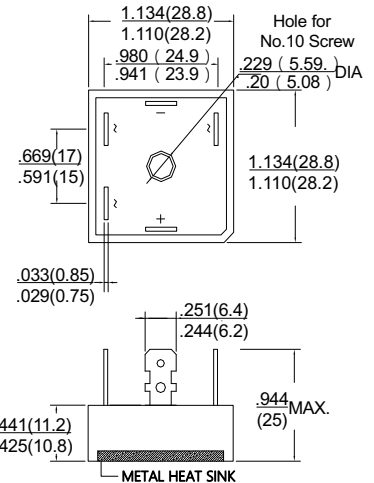


### FEATURES

- Plastic package has Underwriters Laboratory Flammability Classification 94V-0
- Low forward voltage drop
- High surge forward current capability
- High temperature soldering guaranteed: 260°C/10 seconds at terminals
- Component in accordance to RoHS 2011/65/EU

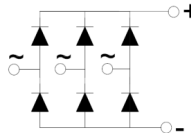


### SKBPC



### MECHANICAL DATA

- Case: SKBPC Molded Plastic Body
- Polarity: Symbol marked on body
- Mounting position:  
Bolt pass through the mounting hole of body then fix to heat sink
- Mounting torque: 2 N.m



Dimensions for inches and (millimeters)

### MAXIMUM RATINGS AND ELECTRICAL CHARACTERISTICS

(Rating at 25°C ambient temperature unless otherwise specified. Single phase, half wave, 60Hz, resistive or inductive load. For capacitive load, derate current by 20%.)

Parameter	Symbols	SKBPC 35005	SKBPC 3501	SKBPC 3502	SKBPC 3504	SKBPC 3506	SKBPC 3508	SKBPC 3510	SKBPC 3512	SKBPC 3514	SKBPC 3516	Units
Maximum Recurrent Peak Reverse Voltage	$V_{RRM}$	50	100	200	400	600	800	1000	1200	1400	1600	Volts
Maximum RMS Voltage	$V_{RMS}$	35	70	140	280	420	560	700	840	980	1120	Volts
Maximum DC Blocking Voltage	$V_{DC}$	50	100	200	400	600	800	1000	1200	1400	1600	Volts
Maximum Average Forward Rectified Current	$I(AV)$	35										Amp
Peak Forward Surge Current 8.3ms single half sine-wave superimposed on rated load (JEDEC method)	$I_{FSM}$	500										Amps
Rating for fusing ( $t < 8.3ms$ )	$I^2t$	1030										$A^2s$
Maximum Instantaneous Forward Voltage at 17.5A DC	$V_F$	1.2										Volts
Maximum DC Reverse Current at rated DC blocking voltage	$I_R$	10										$\mu A$
Typical thermal resistance	$R_{\theta JC}$	1.16										$^{\circ}C/W$
Operating temperature range	$T_J$	-55 to +150										$^{\circ}C$
Storage temperature range	$T_{STG}$	-55 to +150										$^{\circ}C$

# RATINGS AND CHARACTERISTIC CURVES SKBPC35005 THRU SKBPC3516

Fig. 1 - Current Rating Characteristics

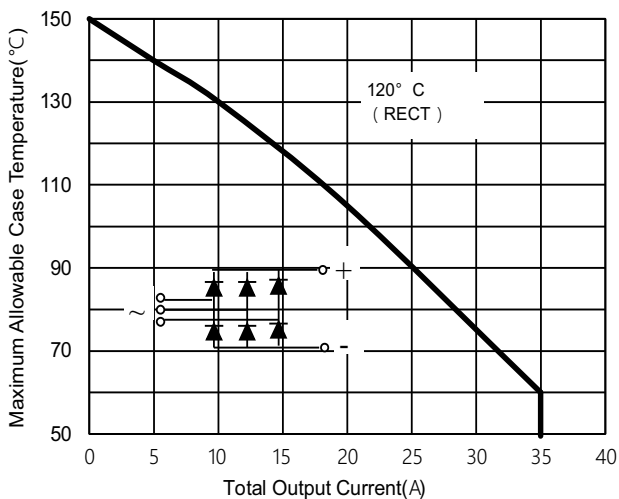


Fig. 2 - Typical Forward Characteristics

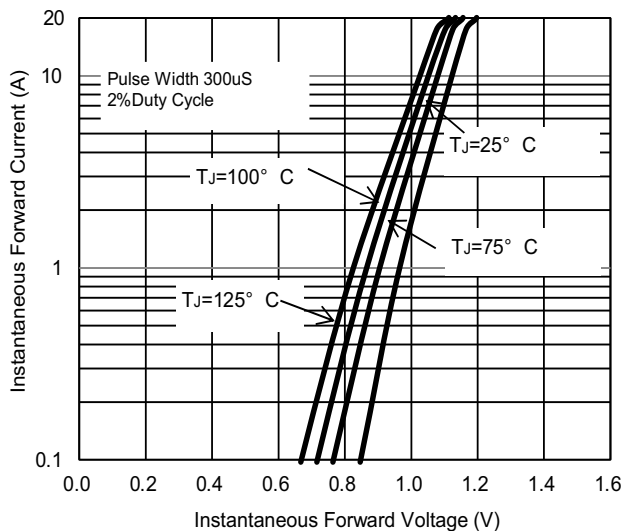


Fig. 3 - Total Power Loss Characteristics

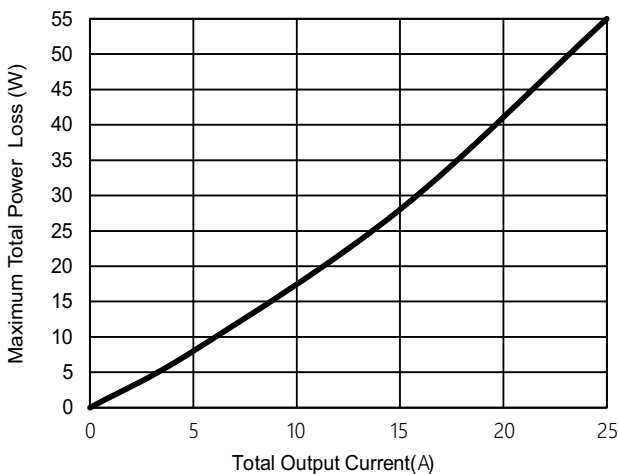
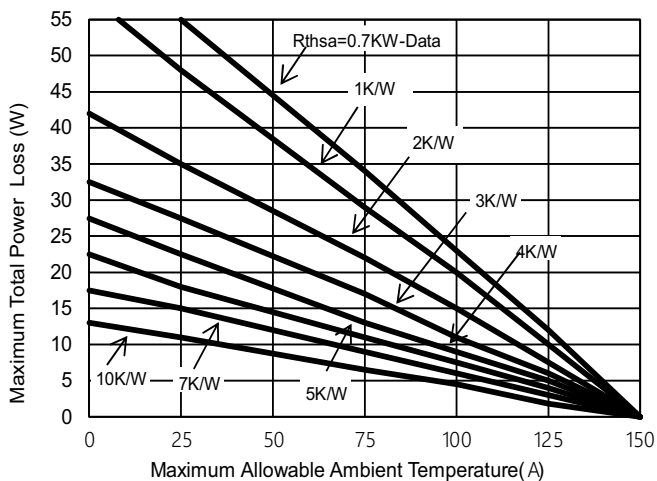


Fig. 4 - Total Power Loss Characteristics



# RATINGS AND CHARACTERISTIC CURVES SKBPC35005 THRU SKBPC3516

Fig. 5 - Maximum Non-repetitive Surge Current

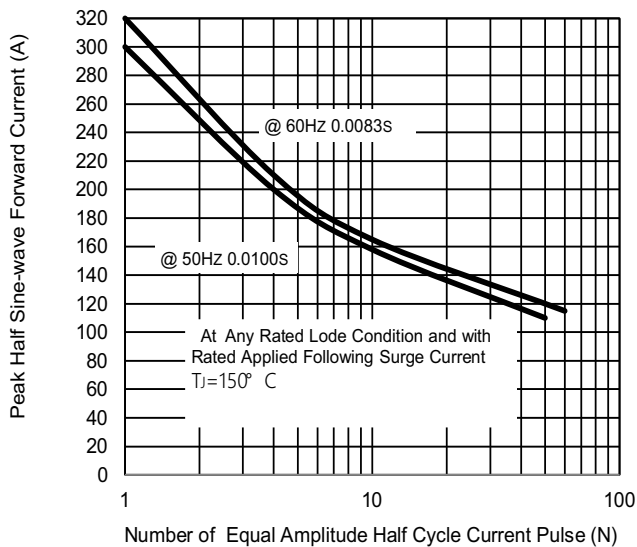


Fig. 6 - Maximum Non-repetitive Surge Current

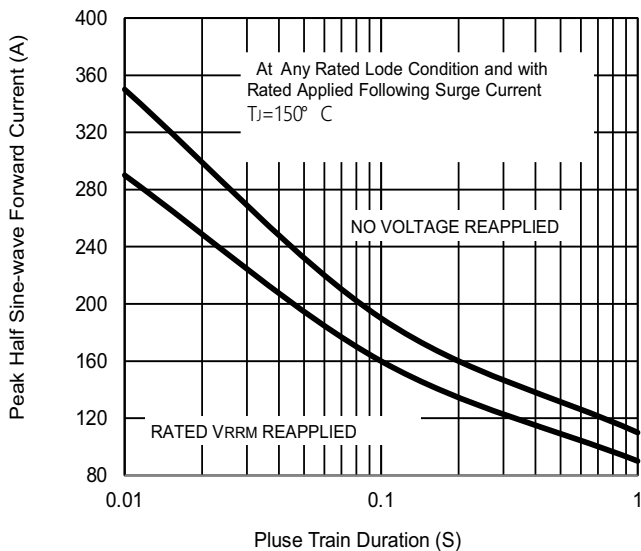
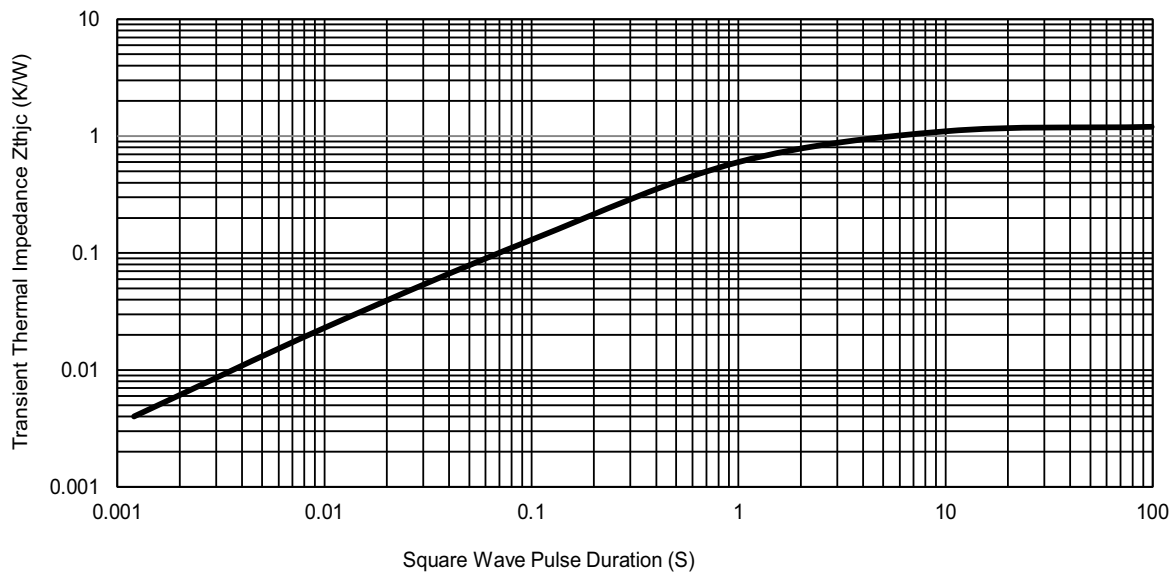


Fig. 7 - Thermal Impedance  $Z_{thjc}$  Characteristics



## Friendship Reminder

■ JiNan JingHeng (hereinafter referred to as JH) reserves the right to make changes to this document and its products and specifications at anytime without notice.

济南晶恒（以下简称 JH）保留未经通知，变更本文件和与本文件相关的产品及规格的权利。

■ Customers should obtain and confirm the latest product information and specifications before final design, purchase or use.

使用方应在使用、采购本产品之前获取并确认产品信息和规格书的最新版本。

■ JH makes no warranty, representation or guarantee regarding the suitability of its products for any particular purpose, nor does JH assume any liability for application assistance or customer product design.

JH 对其产品用于某特定用途的适用性，既不做任何保证、说明或担保，也不承担任何应用协助或使用方设计的法定责任。

■ JH does not warrant or accept any liability with products which are purchased or used for any unintended or unauthorized application.

JH 不保证或承担任何责任，其产品被采购使用于任何非预期或授权的应用，

■ No license is granted by implication or otherwise under any intellectual property rights of JH.

此规格书属于 JH 的知识产权,没有经过我司授权不得抄袭。

■ JH's products are not authorized for use as critical components in life support devices or systems without express written approval of JH.

没有 JH 的书面授权，JH 的产品不能在生命支撑设备或系统里作为关键零件使用。