

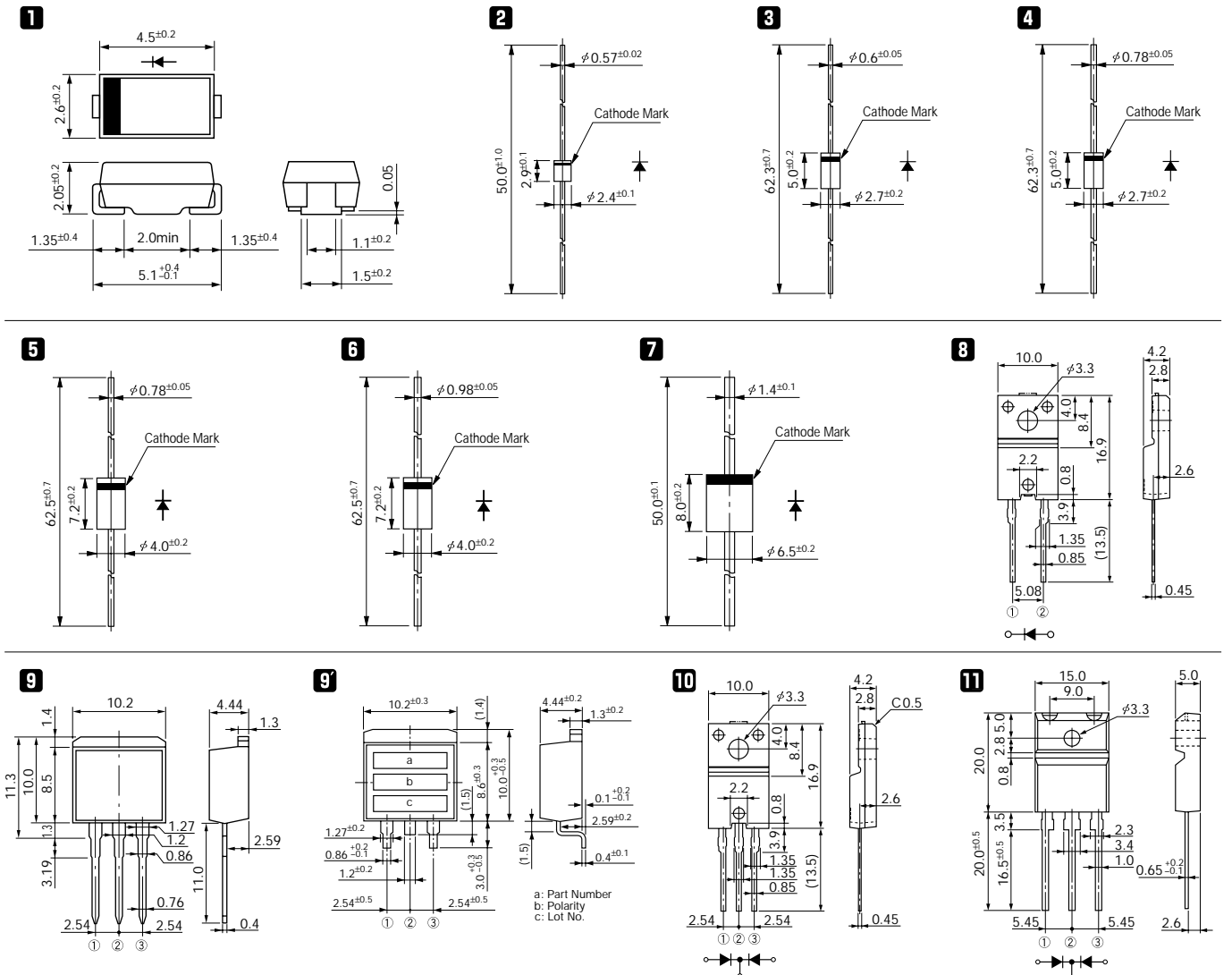
Schottky Barrier Diodes

90V and over

V _{RM} (V)	Package	Part Number	I _F (AV) (A)	I _{FSM} (A)	T _J (°C)	T _{stg} (°C)	V _F (V) max	I _F (A)	I _R (mA)	I _R (H) (mA)	T _a (°C)	R _{th(j-l)} R _{th(j-c)} (°C/W)	Mass (g)	Fig. No.	Page where characteristic curve is shown
				50Hz Half-cycle Sinewave Single Shot					V _R =V _{RM} max	V _R =V _{RM} max					
90	Surface Mount	SFPB-59	0.7	10	-40 to +150	0.81	0.7	1	5	100	20	0.072	1	82	
		SFPB-69	1.5	40	-40 to +150	0.81	1.5	2	10	100	20	0.072		83	
	Axial	AK 09	0.7	10	-40 to +150	0.81	0.7	1	5	100	22	0.13	2	85	
		EK 09	0.7	10	-40 to +150	0.81	0.7	1	5	100	20	0.3	3	86	
		EK 19	1.5	40	-40 to +150	0.81	1.5	2	10	100	17	0.3	4	87	
		RK 19	1.5	40	-40 to +150	0.81	1.5	2	10	100	15	0.45	5		
		RK 39	2.0	50	-40 to +150	0.81	2.0	3	15	100	12	0.6	6	88	
		RK 49	3.5	60	-40 to +150	0.81	3.5	5	35	100	8	1.2	7		
	Frame-2Pin	FMB-G19L	4.0	60	-40 to +150	0.81	4.0	5	35	100	4	2.1	8	89	
	Center-tap	FMB-29	4.0	50	-40 to +150	0.81	2.0	3	15	100	4	2.1	10	92	
		FMB-29L	8.0	60	-40 to +150	0.81	4.0	5	35	100	4	2.1			
FMB-39		15	60	-40 to +150	0.81	7.5	10	50	100	2	5.5	11	94		
MPE-29G		20	120	-40 to +150	0.85	10	1	100	150 (Tj)	2.5	1.04	9/8	85		
FMB-39M		20	150	-40 to +150	0.81	10.0	15	60	100	2	5.5	11	94		
100	Center-tap	FME-220A	20	120	-40 to +150	0.85	10	1	100	150 (Tj)	4	2.1	10	93	
		FME-230A	30	150	-40 to +150	0.85	15	1.5	150	150 (Tj)	4	2.1			

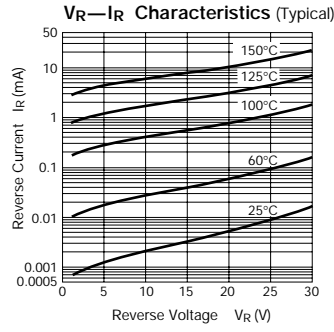
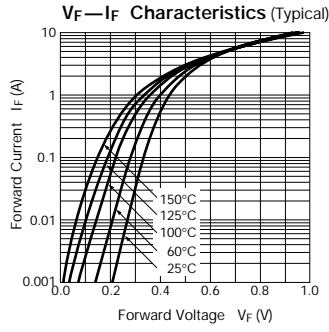
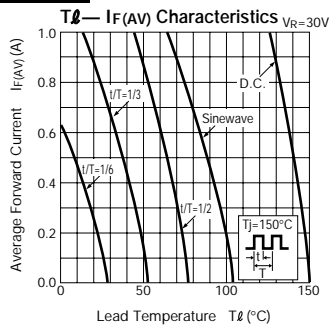
External Dimensions

Flammability: UL94V-0 or Equivalent (Unit: mm)

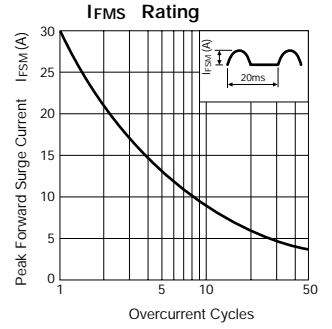
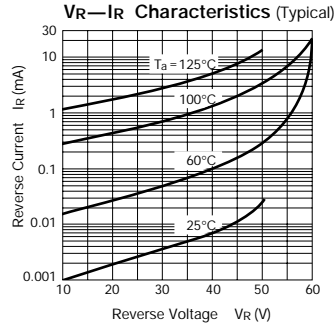
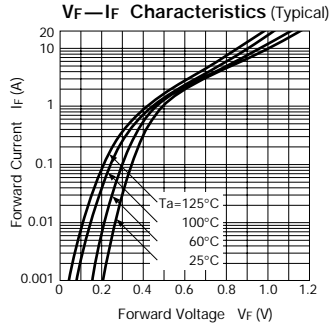
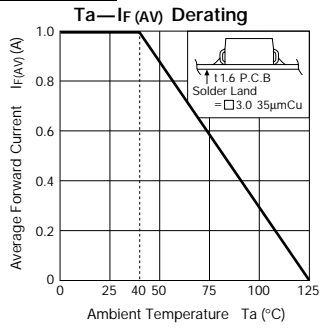


Characteristic Curves Schottky Barrier Diodes

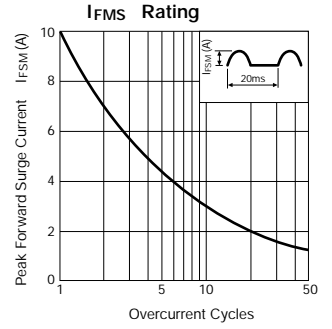
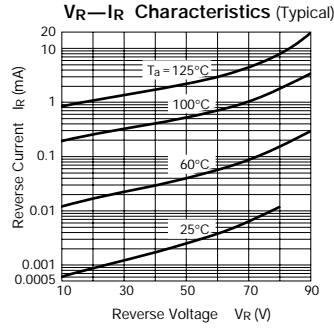
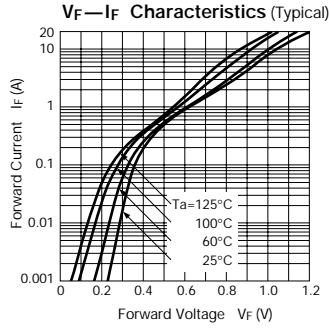
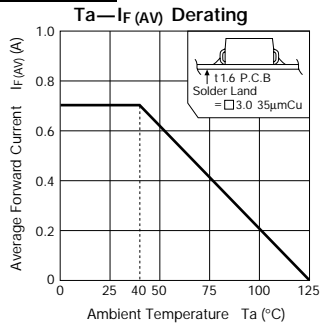
MI1A3



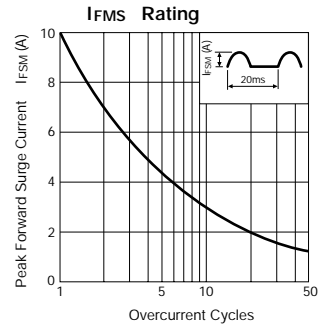
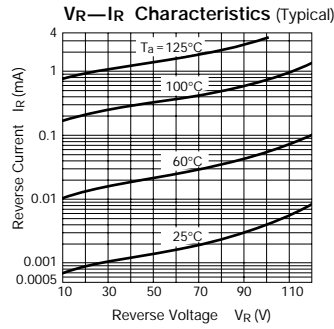
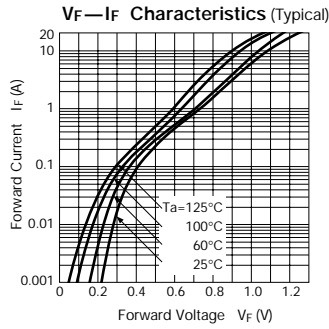
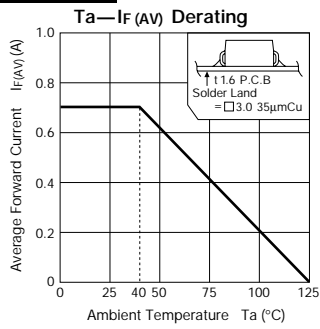
SFPB-54



SFPB-56



SFPB-59



This datasheet has been download from:

www.datasheetcatalog.com

Datasheets for electronics components.