

**SURFACE MOUNT
SCHOTTKY BARRIER RECTIFIERS**

REVERSE VOLTAGE - **150** Volts
FORWARD CURRENT - **2.0** Amperes

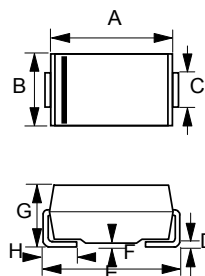
FEATURES

- For surface mounted applications
- Metal-Semiconductor junction with guardring
- Epitaxial construction
- Very Low forward voltage drop
- High current capability
- Plastic material has UL flammability classification 94V-0
- For use in low voltage, high frequency inverters, free wheeling, and polarity protection applications

MECHANICAL DATA

- Case : Molded plastic
- Polarity : Color band denotes cathode
- Weight : 0.002 ounces, 0.064 grams

SMA



SMA		
DIM.	MIN.	MAX.
A	4.06	4.57
B	2.29	2.92
C	1.27	1.63
D	0.15	0.31
E	4.83	5.59
F	0.05	0.20
G	2.01	2.40
H	0.76	1.52
All Dimensions in millimeter		

MAXIMUM RATINGS AND ELECTRICAL CHARACTERISTICS

Ratings at 25°C ambient temperature unless otherwise specified.

CHARACTERISTICS	SYMBOL	B2150A	UNIT
Maximum Recurrent Peak Reverse Voltage	VRRM	150	V
Maximum RMS Voltage	VRMS	105	V
Maximum DC Blocking Voltage	VDC	150	V
Maximum Average Forward Rectified Current @T _C =125°C	I(AV)	2.0	A
Peak Forward Surge Current 8.3ms single half sine-wave super imposed on rated load	IFSM	60	A
Maximum Forward Voltage at 2.0A DC @T _J =25°C @T _J =125°C	V _F	0.82 0.67	V
Maximum DC Reverse Current at Rated DC Blocking Voltage @T _J =25°C @T _J =125°C	I _R	1.5 1.5	uA mA
Typical Junction Capacitance (Note 1)	C _J	90	pF
Typical Thermal Resistance (Note 2)	R _{θJC}	30	°C/W
Operating Temperature Range	T _J	-55 to +175	°C
Storage Temperature Range	T _{STG}	-55 to +175	°C

NOTES : 1. Measured at 1.0MHz and applied reverse voltage of 4.0V DC.
2. Thermal Resistance Junction to Lead.

REV. 2, Oct-2010, KSHA15

FIG.1 - FORWARD CURRENT DERATING CURVE

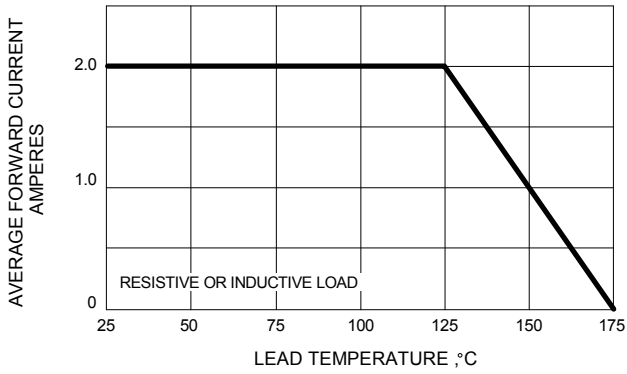


FIG.2 - MAXIMUM NON-REPETITIVE SURGE CURRENT

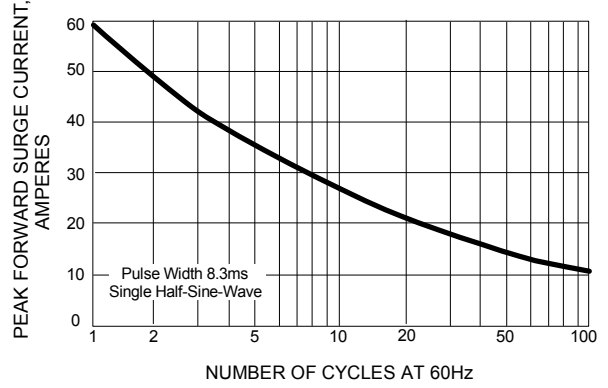


FIG.3 - TYPICAL FORWARD CHARACTERISTICS

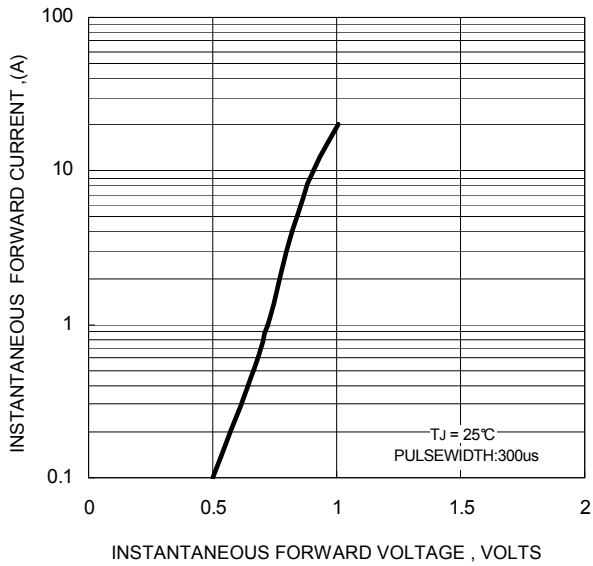


FIG.4 - TYPICAL JUNCTION CAPACITANCE

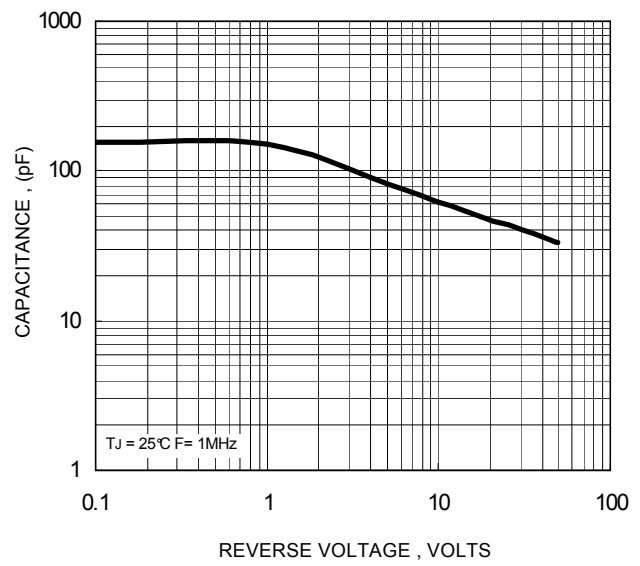
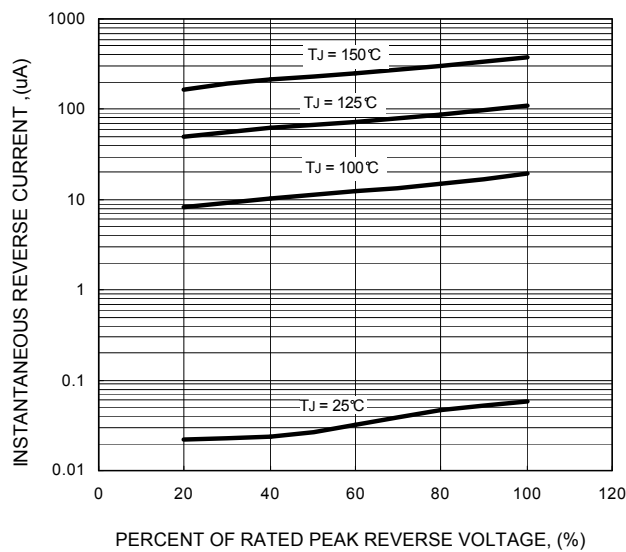


FIG.5 - TYPICAL REVERSE CHARACTERISTICS



Important Notice and Disclaimer

LSC reserves the right to make changes to this document and its products and specifications at any time without notice. Customers should obtain and confirm the latest product information and specifications before final design, purchase or use.

LSC makes no warranty, representation or guarantee regarding the suitability of its products for any particular purpose, nor does LSC assume any liability for application assistance or customer product design. LSC does not warrant or accept any liability with products which are purchased or used for any unintended or unauthorized application.

No license is granted by implication or otherwise under any intellectual property rights of LSC.

LSC products are not authorized for use as critical components in life support devices or systems without express written approval of LSC.