


Features

- Glass passivated Standard Rectifiers
- Very low profile - typical height of 1.0 mm
- Ideal for automated placement
- Low leakage current
- Moisture sensitivity: level 1, per J-STD-020
- High temperature soldering guaranteed: 260°C/10 seconds



RoHS
COMPLIANT



eSGA
(SOD-123FL)

Typical Applications

For use of general purpose rectification in lighting, cellular phone, portable device, power supplies and other consumer applications.

Maximum Ratings (TA = 25 °C unless otherwise noted)					
Parameter	Symbol	F8A	F9A	F10A	Unit
Maximum repetitive peak reverse voltage	VRRM	1200	1500	2000	V
Maximum RMS voltage	VRMS	840	1050	1400	V
Maximum DC blocking voltage	VDC	1200	1500	2000	V
Maximum average forward rectified current	IF(AV)	1.0			A
Peak forward surge current 8.3 ms single half sine-wave superimposed on rated load	IFSM	30			A
Operating junction and storage temperature range	TJ, TSTG	- 55 to + 150			°C

Electrical Characteristics (TA = 25 °C unless otherwise noted)						
Parameter	Test Conditions	Symbol	F8A	F9A	F10A	Unit
Maximum instantaneous forward voltage	1.0A ,TA=25°C	V _F	1.1			Volts
Maximum DC reverse current at rated DC blocking voltage	TA=25°C	I _R	5			μA
Typical junction capacitance	4.0 V, 1 MHz	C _J	5.4			pF
Typical thermal resistance ¹⁾	junction to ambient	R _{θJA}	70			°C/W

Note:1),The thermal resistance from junction to ambient,mounted on P.C.B with 5x5mm copper pads,2 OZ,FR4 PCB



F8A thru F10A

Surface Mount Glass Passivated Standard Rectifier
 Reverse Voltage 1200~2000V Forward Current 1A

Ratings and Characteristics Curves

(TA = 25°C unless otherwise noted)

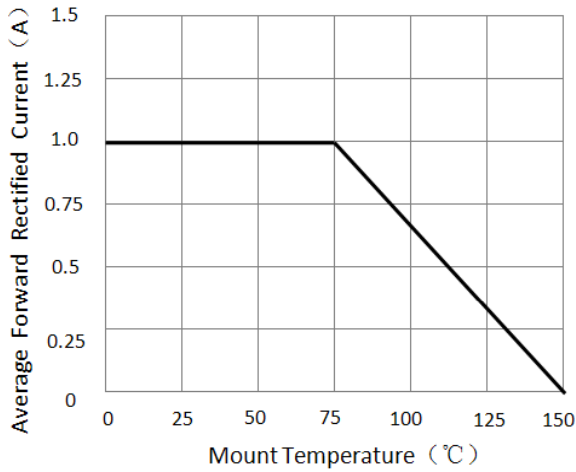


Figure 1. Forward Current Derating Curve

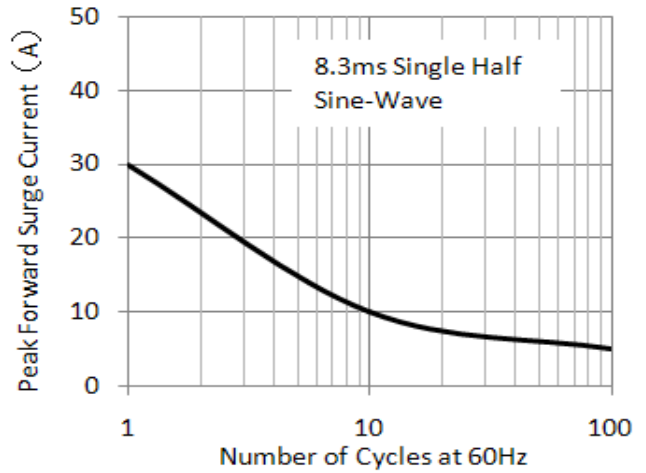


Figure 2. Maximum Non-Repetitive Peak Forward Surge Current

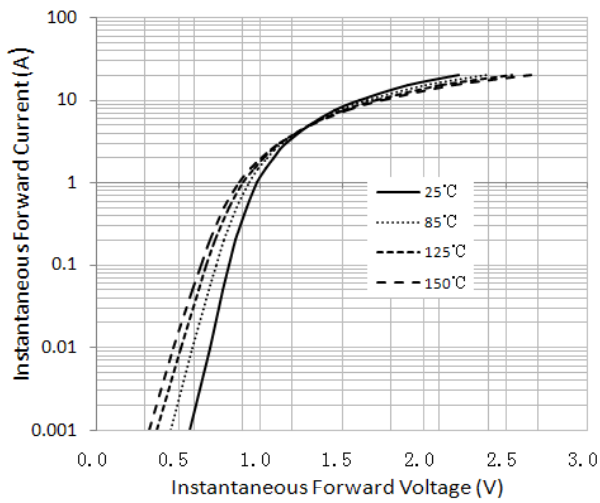


Figure 3. Typical Instantaneous Forward Characteristics

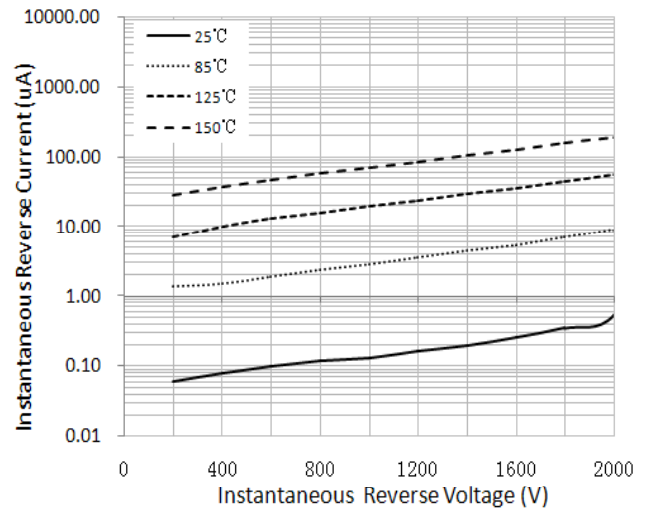
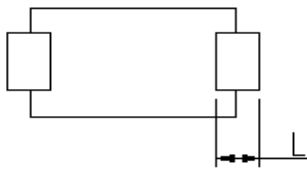
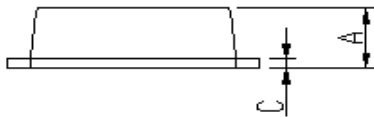
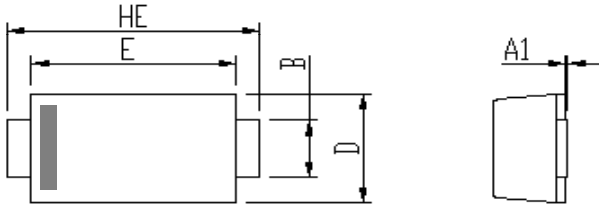


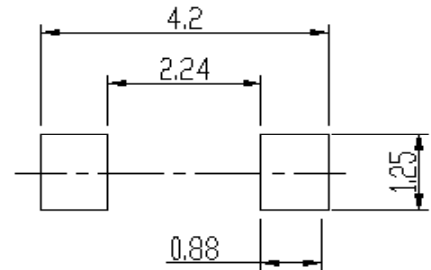
Figure 4. Typical Reverse Characteristics

Package Outline Dimensions



DIM	Unit: mm		Unit: inch	
	MIN	MAX	MIN	MAX
A	0.9	1.08	0.035	0.043
A1	0	0.1	0.000	0.004
B	0.85	1.05	0.033	0.041
C	0.1	0.25	0.004	0.010
D	1.7	2	0.067	0.079
E	2.9	3.1	0.114	0.122
L	0.43	0.83	0.017	0.033
HE	3.5	3.9	0.138	0.154

Soldering footprint

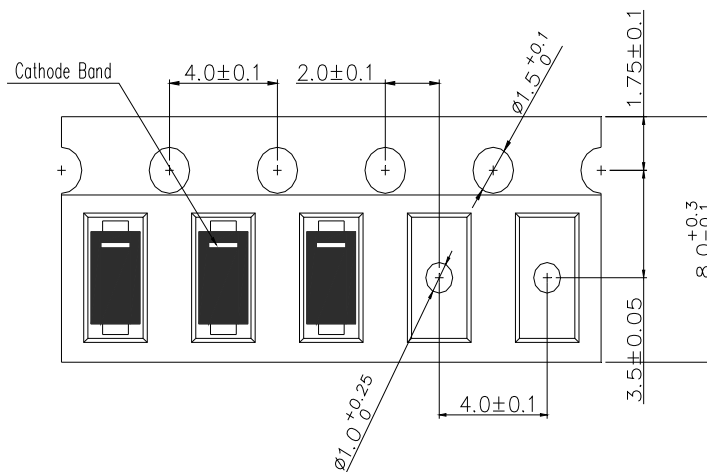


Packing Information

Packing quantities:

3000 pcs/Reel, 40 Reels/Box; 8mm Tape, 7" Reel

Tape & Reel Specification





F8A thru F10A

Surface Mount Glass Passivated Standard Rectifier
Reverse Voltage 1200~2000V Forward Current 1A

Disclaimers

These materials are intended as a reference to assist our customers in the selection of the Suzhou Good-Ark product best suited to the customer's application; they do not convey any license under any intellectual property rights, or any other rights, belonging to Suzhou Good-Ark Electronics Co., Ltd. or a third party.

Suzhou Good-Ark Electronics Co., Ltd. assumes no responsibility for any damage, or infringement of any third-party's rights, originating in the use of any product data, diagrams, charts, programs, algorithms, or circuit application examples contained in these materials.

All information contained in these materials, including product data, diagrams, charts, programs and algorithms represents information on products at the time of publication of these materials, and are subject to change by Suzhou Good-Ark Electronics Co., Ltd. without notice due to product improvements or other reasons. It is therefore recommended that customers contact Suzhou Good-Ark Electronics Co., Ltd. or an authorized Suzhou Good-Ark Electronics Co., Ltd. for the latest product information before purchasing a product listed herein. The information described here may contain technical inaccuracies or typographical errors. Suzhou Good-Ark Electronics Co., Ltd. assumes no responsibility for any damage, liability, or other loss rising from these inaccuracies or errors. Please also pay attention to information published by Suzhou Good-Ark Electronics Co., Ltd. by various means, including our website home page.
(<http://www.goodark.com>)

When using any or all of the information contained in these materials, including product data, diagrams, charts, programs, and algorithms, Please be sure to evaluate all information as a total system before making a final decision on the applicability of the information and products. Suzhou Good-Ark Electronics Co., Ltd. assumes no responsibility for any damage, liability or other loss resulting from the information contained herein.

The prior written approval of Suzhou Good-Ark Electronics Co., Ltd. is necessary to reprint or reproduce in whole or in part these materials.

Please contact Suzhou Good-Ark Electronics Co., Ltd. or an authorized distributor for further details on these materials or the products contained herein.