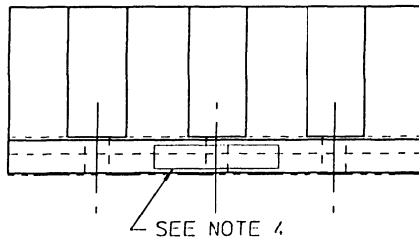
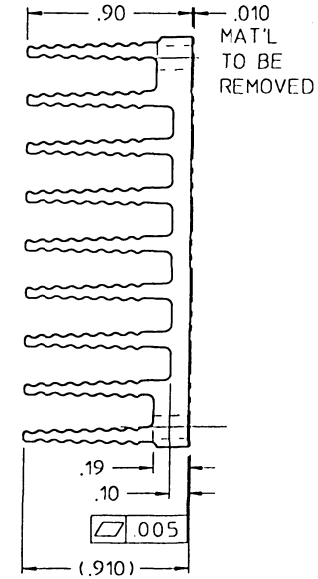
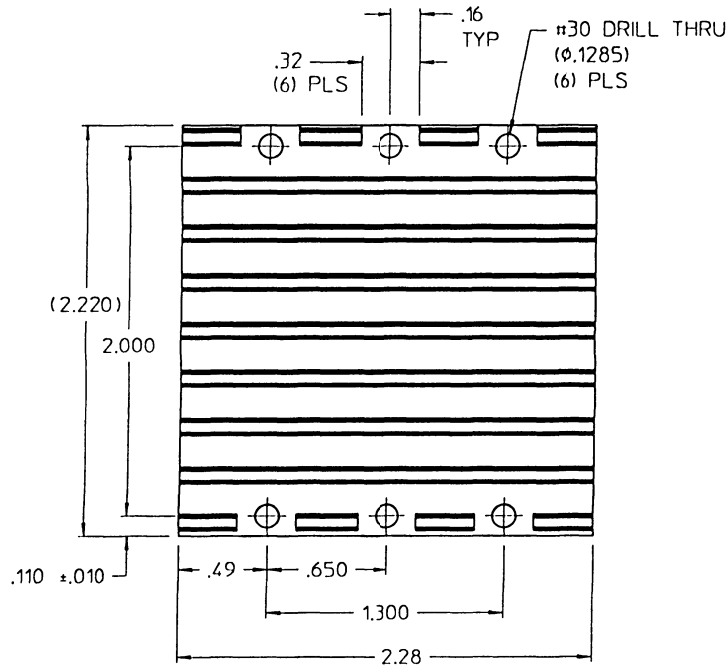


**VICOR CONFIDENTIAL**

THIS DOCUMENT AND THE DATA DISCLOSED HEREIN OR HEREWITH IS NOT TO BE REPRODUCED, USED, OR DISCLOSED IN WHOLE OR IN PART TO ANYONE WITHOUT PERMISSION OF VICOR CORP.

REV.	DESCRIPTION	DATE	APPROVED
#1	RELEASED FOR DEVELOPMENT	DPK 5/2/97	SWN
#2	REVISED NOTE 1	DPK 9/23/97	SWN
#3	FORMAT WAS "B" SIZE ADDED FRONT VIEW MODIFIED NOTES .190 WAS .170	DPK 9/30/97	SWN
#4	TWO PLACE DIMS WERE THREE PLACE	DPK 10/10/97	SWN
#5	(2.220) WAS (2.200) ADDED +.010 TOL	DPK 12/10/97	SWN



**NOTES**

1. MAKE FROM VICOR EXTRUSION P/N 15948.
2. REMOVE ALL BURRS AND SHARP EDGES.
3. FINISH: CLEAR CHROMATE.
4. STAMP PART NUMBER AND REVISION USING .15 HIGH CHARACTERS APPROX WHERE SHOWN.

**COPY**

ORIGINAL  
ONLY WHEN STAMPED  
IN RED

DRAWN BY	DATE		
	5/97		
UNLESS OTHERWISE SPECIFIED DIMENSIONS ARE IN INCHES. TOLERANCES ARE FRACTIONS DECIMALS ANGLES			
+1/64 .01 .1°			
XXX-.005			
THIRD ANGLE PROJECTION	SIZE	F.SCH NO	DWG NO
	c	67131	17537
10 NOT SCALE DRAWING	SCALE	2-1	SHEET 1 OF 1
			REV # 5