

Features

- Halogen Free Available Upon Request By Adding Suffix "-HF"
- Low Leakage Current
- Lead Free Finish/RoHS Compliant(Note 1)("P" Suffix Designates Compliant. See Ordering Information)
- Epoxy Meets UL 94 V-0 Flammability Rating
- Moisture Sensitivity Level 1

Maximum Ratings

- Operating Junction Temperature Range: -55°C to +150°C
- Storage Temperature Range: -55°C to +150°C
- Typical Thermal Resistance: 95°C/W Junction to Ambient

MCC Part Number	Device Marking	Maximum Recurrent Peak Reverse Voltage	Maximum RMS Voltage	Maximum DC Blocking Voltage
1H1G	1H1G	50V	35V	50V
1H2G	1H2G	100V	70V	100V
1H3G	1H3G	200V	140V	200V
1H4G	1H4G	400V	280V	400V
1H5G	1H5G	600V	420V	600V
1H6G	1H6G	800V	560V	800V
1H7G	1H7G	1000V	700V	1000V

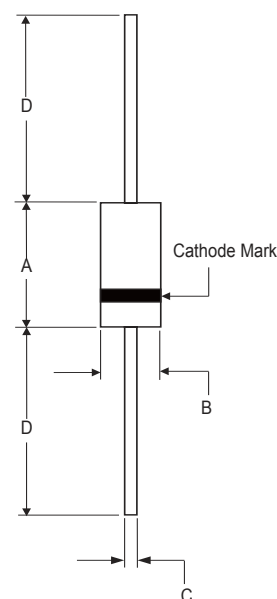
Electrical Characteristics @ 25°C Unless Otherwise Specified

Average Forward Current	$I_{F(AV)}$	1.0A	$T_A=55^\circ\text{C}$
Peak Forward Surge Current	I_{FSM}	30A	8.3ms, Half Sine
Maximum Instantaneous Forward Voltage	V_F	1.0V	$I_{FM}=1.0A;$ $T_J=25^\circ\text{C}$
1H1G-1H3G		1.3V	
1H4G 1H5G-1H7G		1.7V	
Maximum DC Reverse Current At Rated DC Blocking Voltage	I_R	5.0µA	$T_J=25^\circ\text{C};$ $T_J=125^\circ\text{C}$
		100µA	
Typical Junction Capacitance	C_J	20pF	Measured at 1.0MHz $V_R=4.0V$
1H1G-1H4G 1H5G-1H7G		15pF	
Maximum Reverse Recovery Time	t_{rr}	50ns	$I_F=0.5A; I_R=1.0A;$ $I_{rr}=0.25A$
1H1G-1H4G 1H5G-1H7G		75ns	

Note :1. High Temperature Solder Exemption Applied, See EU Directive Annex 7a.

1.0 Amp High Efficient Rectifier 50 to 1000 Volts

R-1



DIM	DIMENSIONS				NOTE
	INCHES		MM		
	MIN	MAX	MIN	MAX	
A	0.116	0.140	2.90	3.50	
B	0.091	0.102	2.30	2.60	
C	0.020	0.024	0.50	0.60	
D	0.787	-----	20.00	-----	

Curve Characteristics

Fig. 1 - Forward Current Derating Curve

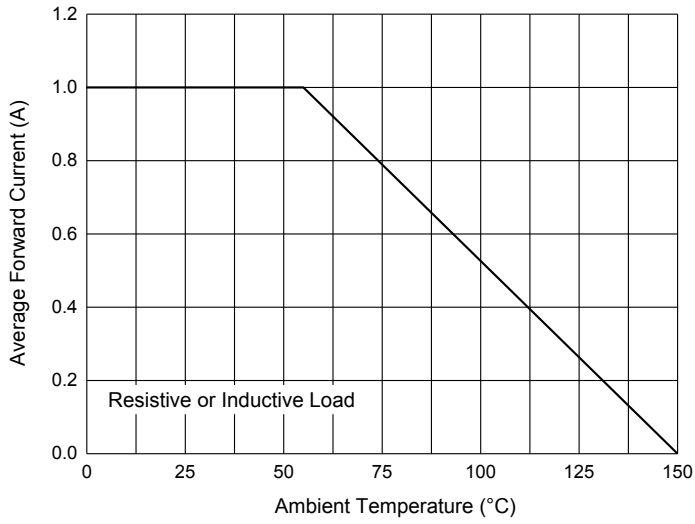


Fig. 2 - Maximum Non-Repetitive Peak Forward Surge Current

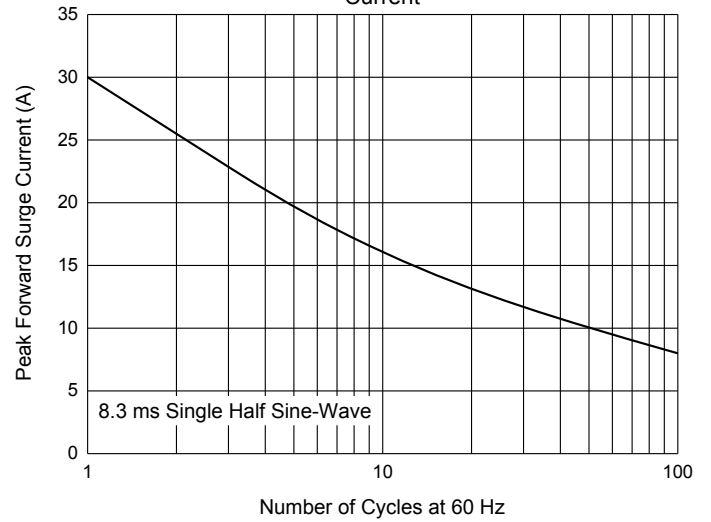


Fig. 3 - Typical Instantaneous Forward Characteristics

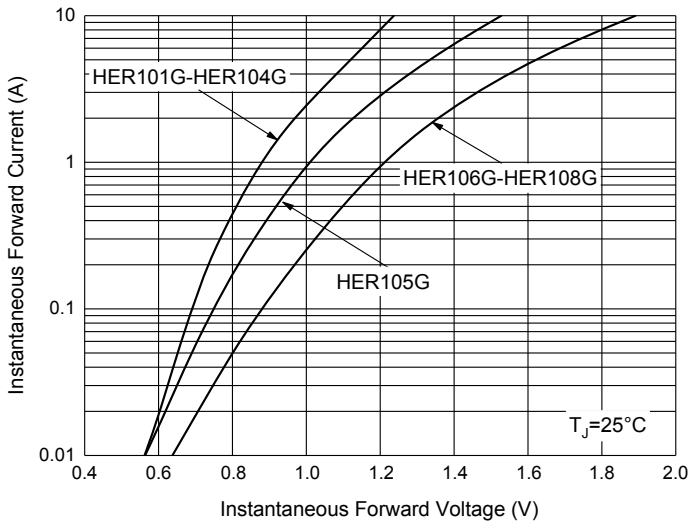
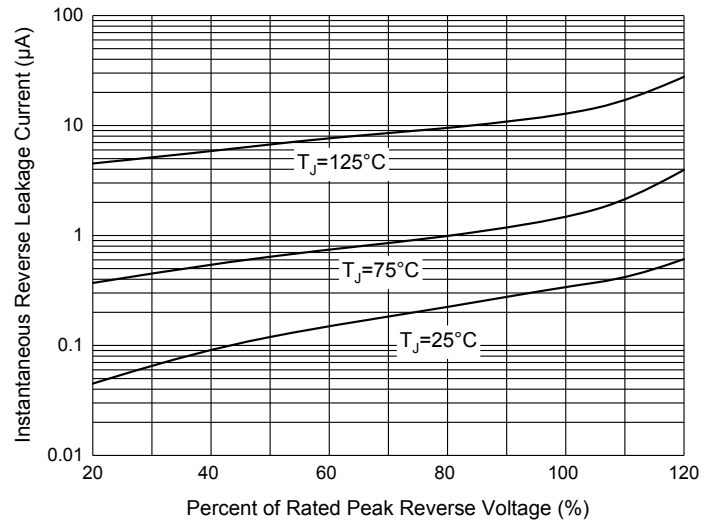


Fig. 4 - Typical Reverse Leakage Characteristics



Ordering Information

Device	Packing
Part Number-TP	Tape&Reel: 5Kpcs/Reel
Part Number-AP	Ammo Packing: 3Kpcs/AmmoBox

Note : Adding "-HF" Suffix For Halogen Free, eg. Part Number-TP-HF

IMPORTANT NOTICE

Micro Commercial Components Corp. reserves the right to make changes without further notice to any product herein to make corrections, modifications , enhancements , improvements , or other changes . **Micro Commercial Components Corp.** does not assume any liability arising out of the application or use of any product described herein; neither does it convey any license under its patent rights ,nor the rights of others . The user of products in such applications shall assume all risks of such use and will agree to hold **Micro Commercial Components Corp.** and all the companies whose products are represented on our website, harmless against all damages.

LIFE SUPPORT

MCC's products are not authorized for use as critical components in life support devices or systems without the express written approval of Micro Commercial Components Corporation.

CUSTOMER AWARENESS

Counterfeiting of semiconductor parts is a growing problem in the industry. Micro Commercial Components (MCC) is taking strong measures to protect ourselves and our customers from the proliferation of counterfeit parts. MCC strongly encourages customers to purchase MCC parts either directly from MCC or from Authorized MCC Distributors who are listed by country on our web page cited below. Products customers buy either from MCC directly or from Authorized MCC Distributors are genuine parts, have full traceability, meet MCC's quality standards for handling and storage. **MCC will not provide any warranty coverage or other assistance for parts bought from Unauthorized Sources.** MCC is committed to combat this global problem and encourage our customers to do their part in stopping this practice by buying direct or from authorized distributors.