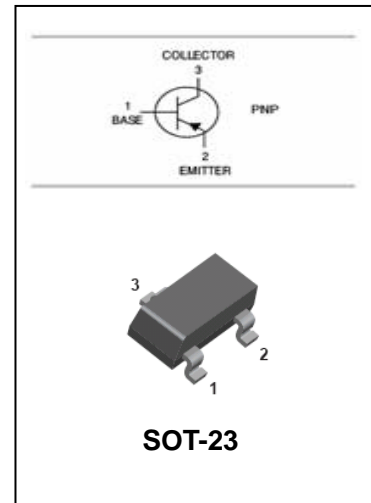


PNP General Purpose Amplifier

BCW67/BCW68

FEATURES

- For general AF applications.
- High current gain.
- Low collector-emitter saturation voltage.
- Complementary types:BCW65,BCW66(NPN).



APPLICATIONS

- This device is designed for general purpose amplifier and switching applications.

ORDERING INFORMATION

Type No.	Marking	Package Code
BCW67A/B/C	DA/DB/DC	SOT-23
BCW68F/G/H	DF/DG/DH	SOT-23

MAXIMUM RATING @ Ta=25°C unless otherwise specified

Symbol	Parameter	BCW67	BCW68	Unit
V _{CBO}	Collector-Base Voltage	-45	-60	V
V _{CEO}	Collector-Emitter Voltage	-32	-45	V
V _{EBO}	Emitter-Base Voltage	-5	-5	V
I _{CM}	Peak collector current	-1		A
I _C	Collector Current -Continuous	-800		mA
P _D	Total Device Dissipation	330		mW
R _{thJS}	Junction thermal resistance	215		°C/W
T _j , T _{stg}	Junction and Storage Temperature	-65 to +150		°C



PNP General Purpose Amplifier

BCW67/BCW68

ELECTRICAL CHARACTERISTICS @ Ta=25°C unless otherwise specified

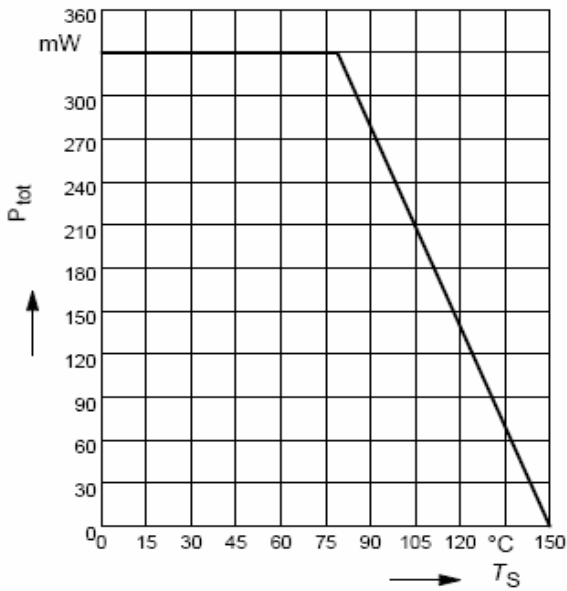
Parameter	Symbol	Test conditions	MIN	TYP	MAX	UNIT
Collector-base breakdown voltage	$V_{(BR)CBO}$	$I_C = -10\mu A$ $I_E = 0$ BCW67 BCW68	-45 -60			V
Collector-emitter breakdown voltage	$V_{(BR)CEO}$	$I_C = -10mA$ $I_B = 0$ BCW67 BCW68	-32 -45			V
Emitter-base breakdown voltage	$V_{(BR)EBO}$	$I_E = -10\mu A$ $I_C = 0$	-5			V
Collector cut-off current	I_{CBO}	$V_{CB} = -32V$ $I_E = 0$ BCW67 $V_{CB} = -45V$ $I_E = 0$ BCW68			-20 -20	nA
Emitter cut-off current	I_{EBO}	$V_{EB} = -4V$ $I_C = 0$			-20	nA
DC current gain	A/F B/G C/H h_{FE}	$V_{CE} = -10V$ $I_C = -0.1mA$	35 50 80			
DC current gain	A/F B/G C/H h_{FE}	$V_{CE} = -1V$ $I_C = -10mA$	75 120 180			
DC current gain	A/F B/G C/H h_{FE}	$V_{CE} = -1V$ $I_C = -100mA$	100 160 250	160 250 350	250 400 630	
DC current gain	A/F B/G C/H h_{FE}	$V_{CE} = -2V$ $I_C = -500mA$	35 60 100			
Collector-emitter saturation voltage	$V_{CE(sat)}$	$I_C = -100mA$ $I_B = -10mA$ $I_C = -500mA$ $I_B = -50mA$			-0.3 -0.7	V
Base-emitter saturation voltage	$V_{BE(sat)}$	$I_C = -100mA$ $I_B = -10mA$ $I_C = -500mA$ $I_B = -50mA$			-1.25 -2	V
Transition frequency	f_T	$V_{CE} = -5V$ $I_C = -50mA$ $f = 20MHz$		200		MHz

PNP General Purpose Amplifier

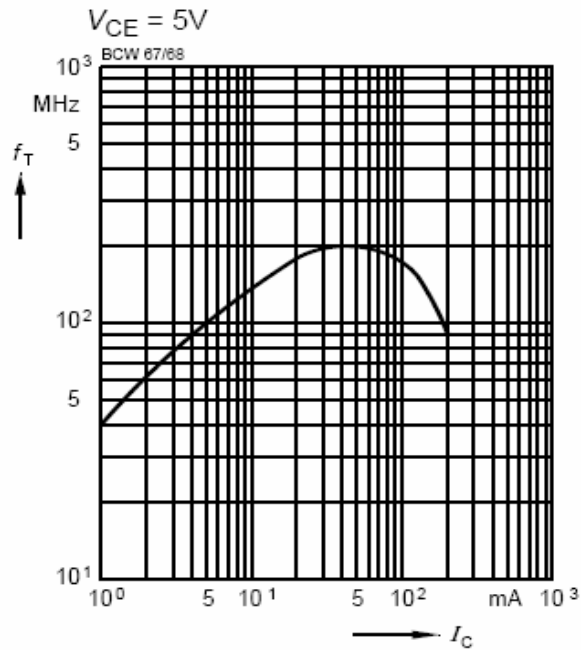
BCW67/BCW68

TYPICAL CHARACTERISTICS @ $T_a=25^\circ\text{C}$ unless otherwise specified

Total power dissipation $P_{tot} = f(T_S)$

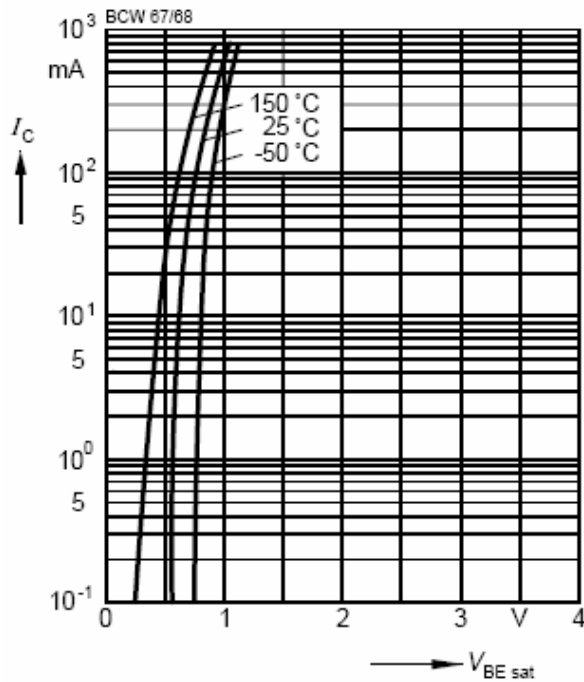


Transition frequency $f_T = f(I_C)$



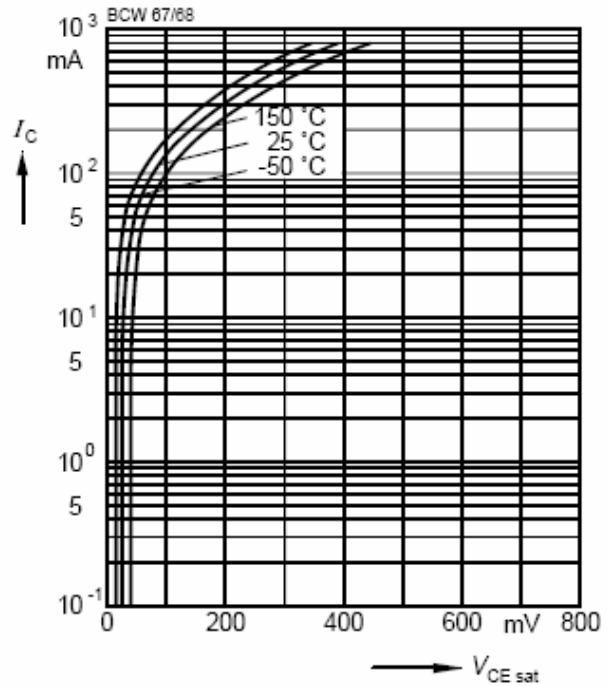
Base-emitter saturation voltage

$I_C = f(V_{BEsat}), h_{FE} = 10$



Collector-emitter saturation voltage

$I_C = f(V_{CEsat}), h_{FE} = 10$





PNP General Purpose Amplifier

BCW67/BCW68

PACKAGE OUTLINE

Plastic surface mounted package

SOT-23



SOLDERING FOOTPRINT



PACKAGE INFORMATION

Device	Package	Shipping
BCW67/68	SOT-23	3000/Tape&Reel