


Features

- Total power dissipation: max, 2.0W
- Low leakage current
- Moisture sensitivity: level 1, per J-STD-020
- Solder dip 260 °C, 10 s
- Low profile, typical thickness 1.0mm
- For use in stabilizing and clipping circuits with high power rating



eSGB (SMAF)

Maximum Ratings and Thermal Characteristics

(TA = 25 °C unless otherwise noted)

Parameter	Symbol	Value	Unit
Zener current		See Next Table	
Power dissipation at Tamb=50°C	Ptot	2.0	W
Maximum instantaneous forward voltage at 200mA	V _F	1.2	V
Thermal resistance junction to ambient air	Rthja	85	°C/W
Operating junction and storage temperature range	TJ, TSTG	-65 to +175	°C

Note1: Thermal resistance from junction to mount, mounted on PCB with 8.0×8.0mm copper pads

Electrical Characteristics (TA = 25 °C unless otherwise noted)

Part Number	Zener voltage		Test current	Dynamic impedance	Knee current	Knee impedance	Reverse current	Reverse voltage	Max.DC current
	VZ /V		IZT	ZZT	IZK	ZZK	IR(Max)	VR	IZM
	Vz(MIN)	Vz(MAX)	m A	Ω	m A	Ω	μA _{dc}	V	m A
L2N5923B	7.79	8.61	61.0	3.5	0.5	400	5	6.5	244
L2N5924B	8.65	9.56	54.9	4	0.5	500	5	7	220
L2N5925B	9.5	10.5	50.0	4.5	0.25	500	5	8	200
L2N5926B	10.45	11.55	45.5	5.5	0.25	550	1	8.4	182
L2N5927B	11.4	12.6	41.7	6.5	0.25	550	1	9.1	167
L2N5928B	12.35	13.65	38.5	7	0.25	550	1	9.9	154



L2N5923B thru L2N5956B

Surface Mount Zener Diodes

Vz Range:8.2 to 200V Power Dissipation:2W

Electrical Characteristics (TA = 25 °C unless otherwise noted)									
Part Number	Zener voltage		Test current	Dynamic impedance	Knee current	Knee impedance	Reverse current	Reverse voltage	Max.DC current
	VZ /V		IZT	ZZT	IZK	ZZK	IR(Max)	VR	IZM
	Vz(MIN)	Vz(MAX)	m A	Ω	m A	Ω	μAdc	V	m A
L2N5929B	14.25	15.75	35.7	9	0.25	600	1	11.4	143
L2N5930B	15.2	16.8	31.3	10	0.25	600	1	12.2	125
L2N5931B	17.1	18.9	27.8	12	0.25	650	1	13.7	111
L2N5932B	19	21	25.0	14	0.25	650	1	15.2	100
L2N5933B	20.9	23.1	22.7	17.5	0.25	650	1	16.7	91
L2N5934B	22.8	25.2	20.8	19	0.25	700	1	18.2	83
L2N5935B	25.65	28.35	18.5	23	0.25	700	1	20.6	74
L2N5936B	28.5	31.5	16.7	28	0.25	750	1	22.8	67
L2N5937B	31.35	34.65	15.2	33	0.25	800	1	25.1	61
L2N5938B	34.2	37.8	13.9	38	0.25	850	1	27.4	56
L2N5939B	37.05	40.95	12.8	45	0.25	900	1	29.7	51
L2N5940B	40.85	45.15	11.6	53	0.25	950	1	32.7	47
L2N5941B	44.65	49.35	10.6	67	0.25	1000	1	35.8	43
L2N5942B	48.45	53.55	9.8	70	0.25	1100	1	38.8	39
L2N5943B	53.2	58.8	8.9	86	0.25	1300	1	42.6	36
L2N5944B	58.9	65.1	8.1	100	0.25	1500	1	47.1	32
L2N5945B	64.6	71.4	7.4	120	0.25	1700	1	51.7	29
L2N5946B	71.25	78.8	6.7	140	0.25	2000	1	56	27
L2N5947B	77.9	86.1	6.1	160	0.25	2500	1	62.2	24
L2N5948B	86.45	95.6	5.5	200	0.25	3000	1	69.2	22
L2N5949B	95	105	5.0	250	0.25	3100	1	76	20
L2N5950B	104.5	115.5	4.5	300	0.25	4000	1	83.6	18
L2N5951B	114	126	4.2	380	0.25	4500	1	91.2	17
L2N5952B	123.5	136.5	3.8	450	0.25	5000	1	98.8	15
L2N5953B	142.5	157.5	3.3	600	0.25	6000	1	114	13
L2N5954B	152	168	3.1	700	0.25	6500	1	121.6	13
L2N5955B	171	189	2.8	900	0.25	7000	1	136.8	11
L2N5956B	190	210	2.5	1200	0.25	8000	1	152	10

Ratings and Characteristics Curves

(TA = 25°C unless otherwise noted)

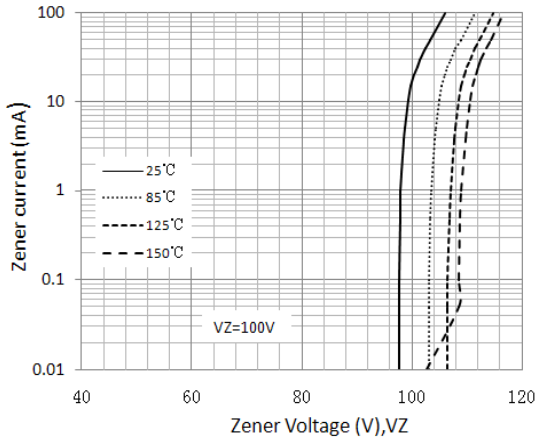


Figure 1. Typical Zener Voltage, Vz=100V

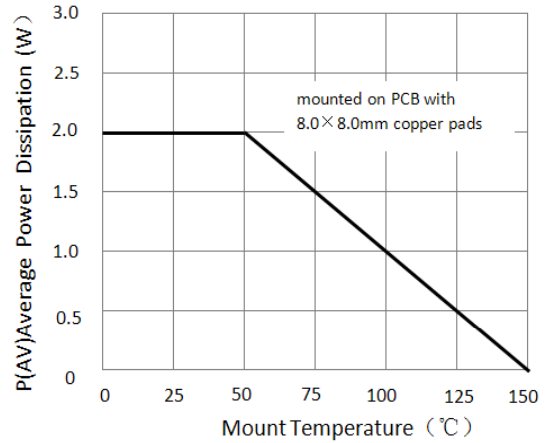


Figure 2. Steady State POWER Derating

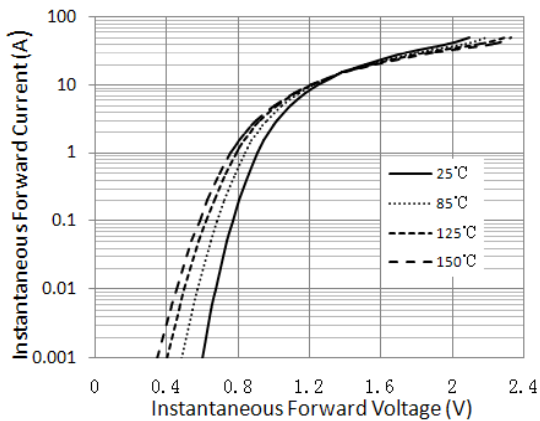


Figure 3. Typical Instantaneous Forward Characteristics

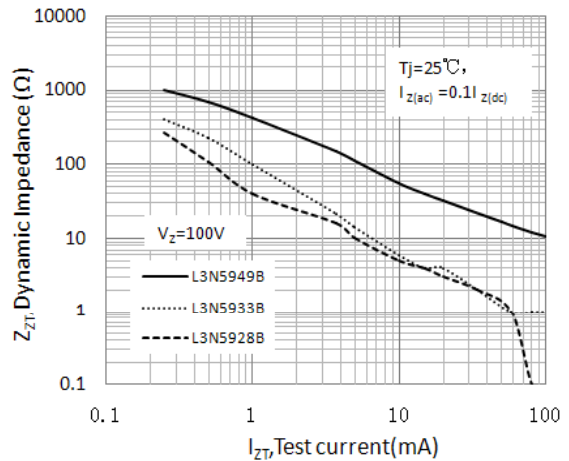


Figure 4. Typical Zener Impedance

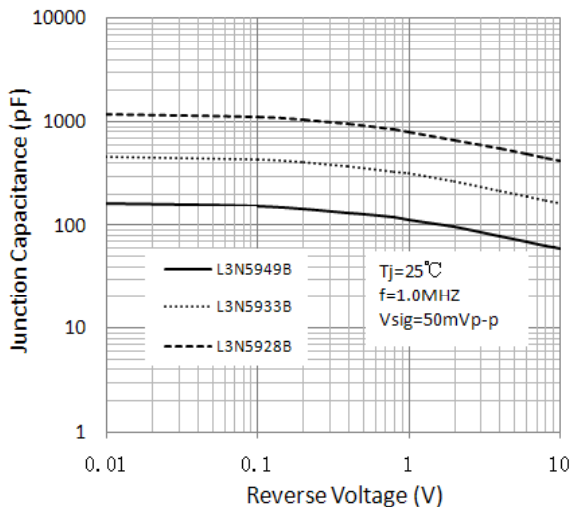


Figure 5. Typical Junction Capacitance

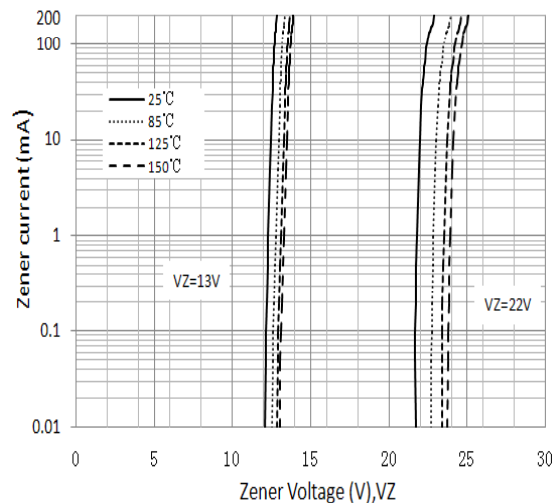


Figure 6. Typical Zener Voltage, Vz=13V / 22V



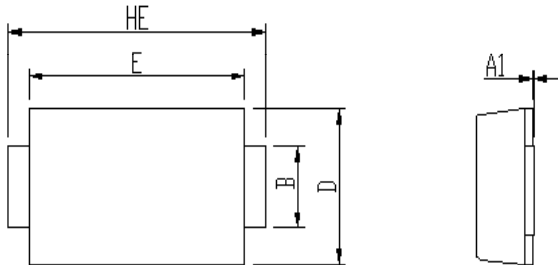
L2N5923B thru L2N5956B

Surface Mount Zener Diodes


Vz Range:8.2 to 200V Power Dissipation:2W

Package Outline Dimensions

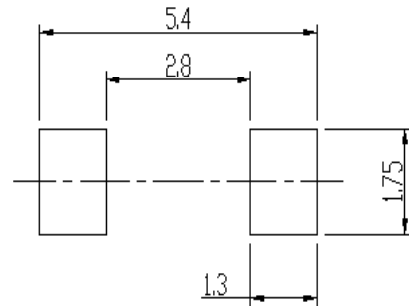
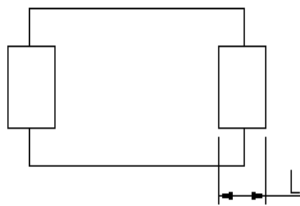
in inches (millimeters)



DIM	Unit: mm		Unit: inch	
	MIN	MAX	MIN	MAX
A	0.9	1.08	0.035	0.043
A1	0	0.1	0.000	0.004
B	1.25	1.45	0.049	0.057
C	0.1	0.25	0.004	0.010
D	2.6	2.8	0.102	0.110
E	4.1	4.3	0.161	0.169
L	0.7	1.1	0.028	0.043
HE	4.8	5.2	0.189	0.205



Soldering footprint

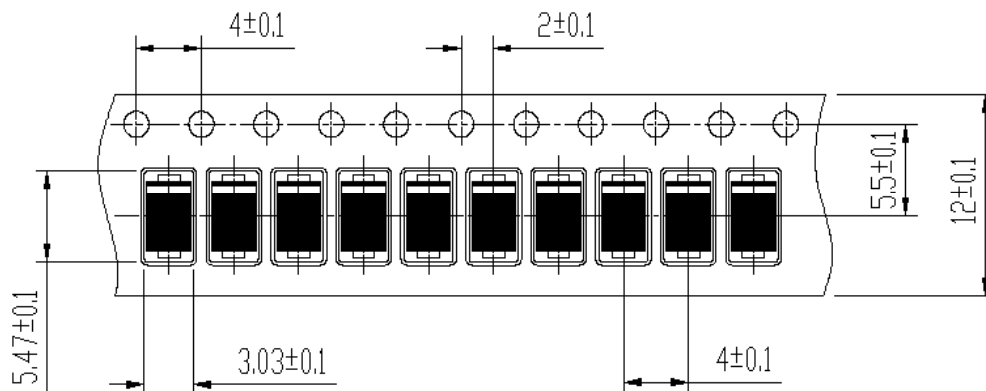


Packing Information

Packing quantities:

10,000 pcs/Reel, 12mm Tape, 13" Reel

Tape & Reel Specification





L2N5923B thru L2N5956B

Surface Mount Zener Diodes

Vz Range:8.2 to 200V Power Dissipation:2W

Disclaimers

These materials are intended as a reference to assist our customers in the selection of the Suzhou Good-Ark product best suited to the customer's application; they do not convey any license under any intellectual property rights, or any other rights, belonging to Suzhou Good-Ark Electronics Co., Ltd. or a third party.

Suzhou Good-Ark Electronics Co., Ltd. assumes no responsibility for any damage, or infringement of any third-party's rights, originating in the use of any product data, diagrams, charts, programs, algorithms, or circuit application examples contained in these materials.

All information contained in these materials, including product data, diagrams, charts, programs and algorithms represents information on products at the time of publication of these materials, and are subject to change by Suzhou Good-Ark Electronics Co., Ltd. without notice due to product improvements or other reasons. It is therefore recommended that customers contact Suzhou Good-Ark Electronics Co., Ltd. or an authorized Suzhou Good-Ark Electronics Co., Ltd. for the latest product information before purchasing a product listed herein. The information described here may contain technical inaccuracies or typographical errors. Suzhou Good-Ark Electronics Co., Ltd. assumes no responsibility for any damage, liability, or other loss rising from these inaccuracies or errors. Please also pay attention to information published by Suzhou Good-Ark Electronics Co., Ltd. by various means, including our website home page.

(<http://www.goodark.com>)

When using any or all of the information contained in these materials, including product data, diagrams, charts, programs, and algorithms, Please be sure to evaluate all information as a total system before making a final decision on the applicability of the information and products. Suzhou Good-Ark Electronics Co., Ltd. assumes no responsibility for any damage, liability or other loss resulting from the information contained herein.

The prior written approval of Suzhou Good-Ark Electronics Co., Ltd. is necessary to reprint or reproduce in whole or in part these materials.

Please contact Suzhou Good-Ark Electronics Co., Ltd. or an authorized distributor for further details on these materials or the products contained herein.