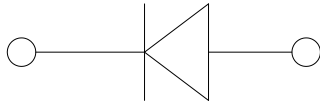


Surface Mount General Purpose Rectifier



Features

- Low profile package
- Ideal for automated placement
- Glass passivated chip junction
- High forward surge capability
- Meets MSL level 1, per J-STD-020, LF maximum peak of 260 °C

Typical Applications

For use in general purpose rectification of power supplies, inverters, converters, and freewheeling diodes for consumer, and telecommunication.

Mechanical Data

- **Package:** DO-214AC (SMA)
Molding compound meets UL 94 V-0 flammability rating, RoHS-compliant, halogen-free
- **Terminals:** Tin plated leads, solderable per J-STD-002 and JESD22-B102
- **Polarity:** Cathode line denotes the cathode end

■ Maximum Ratings ($T_a=25^\circ\text{C}$ Unless otherwise specified)

PARAMETER	SYMBOL	UNIT	GS2AA	GS2BA	GS2DA	GS2GA	GS2JA	GS2KA	GS2MA
Device marking code			GS2AA	GS2BA	GS2DA	GS2GA	GS2JA	GS2KA	GS2MA
Repetitive peak reverse voltage	VRRM	V	50	100	200	400	600	800	1000
Average rectified output current @60Hz sine wave, Resistance load, T_a (FIG.1)	IO	A	2						
Surge(non-repetitive)forward current @60Hz Half-sine wave, 1 cycle, $T_a=25^\circ\text{C}$	IFSM	A	50						
Storage temperature	Tstg	°C	-55~+150						
Junction temperature	Tj	°C	-55 ~ +150						

■ Electrical Characteristics ($T_a=25^\circ\text{C}$ Unless otherwise specified)

PARAMETER	SYMBOL	UNIT	TEST CONDITIONS	GS2AA	GS2BA	GS2DA	GS2GA	GS2JA	GS2KA	GS2MA
Maximum instantaneous forward voltage drop per diode	V _F	V	IFM=2.0A	1.15						
Maximum DC reverse current at rated DC blocking voltage per diode @ VRM=VRRM	IRR	μA	$T_a=25^\circ\text{C}$	5						
			$T_a=125^\circ\text{C}$	100						



GS2AA THRU GS2MA

■ Thermal Characteristics ($T_a=25^\circ\text{C}$ Unless otherwise specified)

PARAMETER	SYMBOL	UNIT	GS2AA	GS2BA	GS2DA	GS2GA	GS2JA	GS2KA	GS2MA
Thermal Resistance	$R_{\theta J-A}$	$^\circ\text{C/W}$	65 ⁽¹⁾						
	$R_{\theta J-L}$	$^\circ\text{C/W}$	20 ⁽¹⁾						

Note

(1) Thermal resistance from junction to ambient and from junction to lead mounted on P.C.B. with (15.0 mm x 7.5 mm) copper pad areas

■ Characteristics (Typical)

FIG1: I_o - T_L Curve

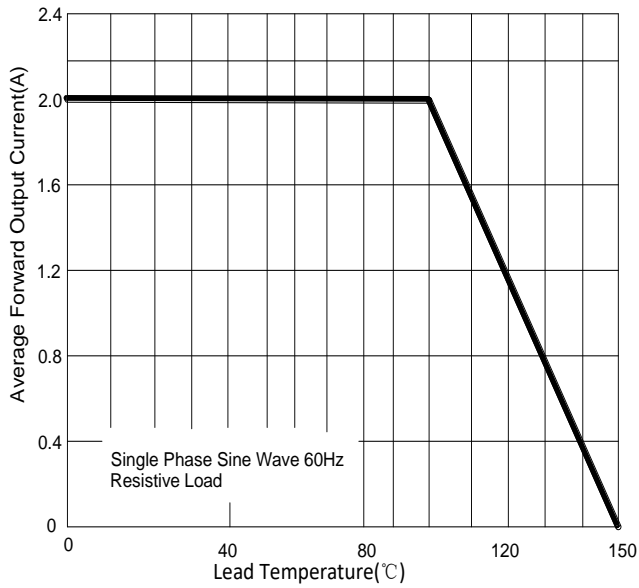


FIG2: Surge Forward Current Capability

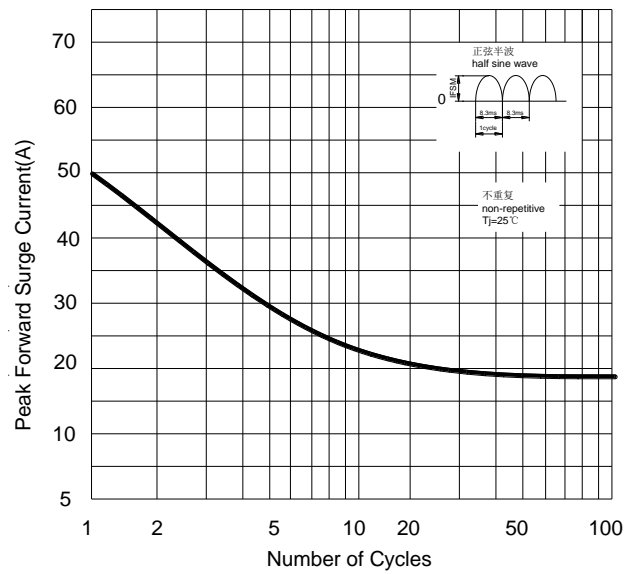


FIG3: TYPICAL FORWARD CHARACTERISTICS

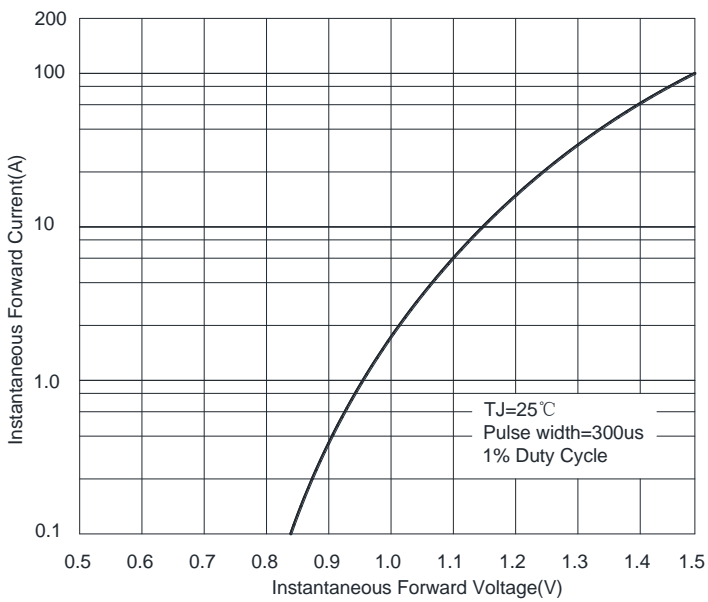
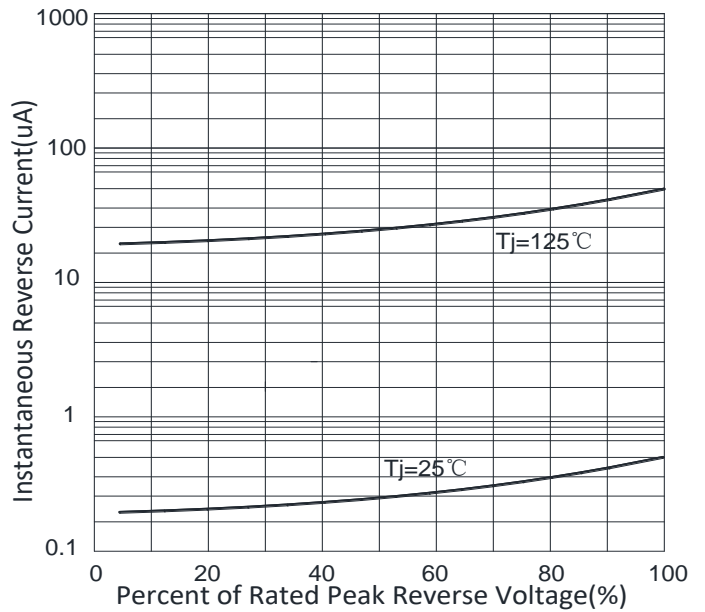


FIG4: Typical Reverse Characteristics



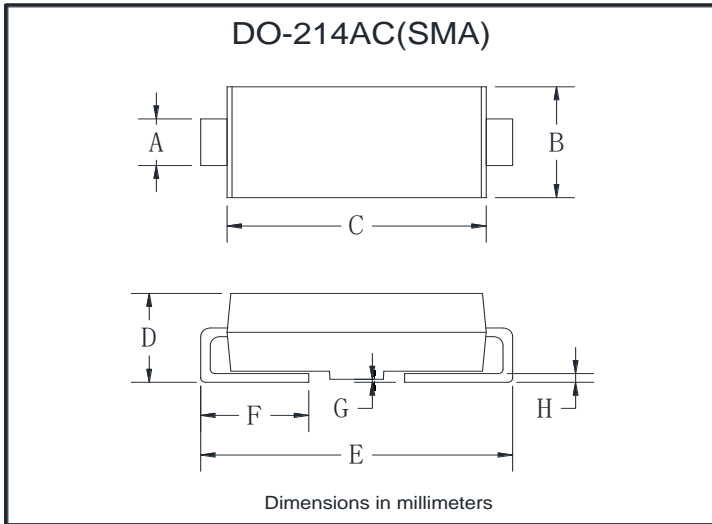


GS2AA THRU GS2MA

■ Ordering Information (Example)

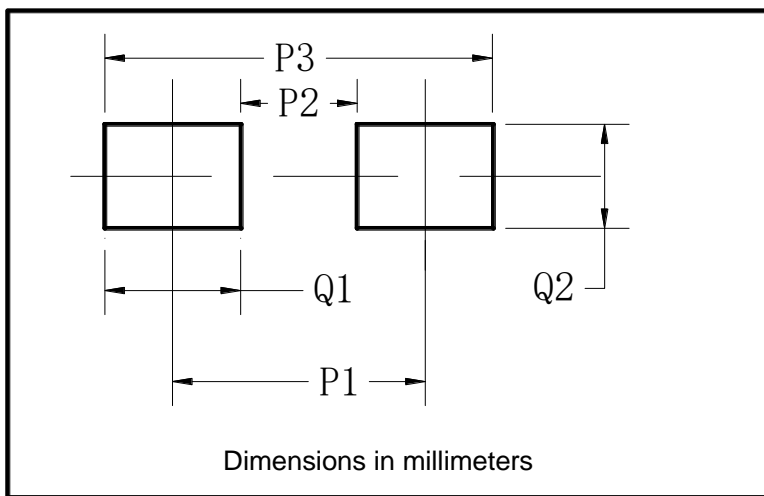
PREFERRED P/N	PACKAGE CODE	UNIT WEIGHT(g)	MINIMUM PACKAGE(pcs)	INNER BOX QUANTITY(pcs)	OUTER CARTON QUANTITY(pcs)	DELIVERY MODE
GS2AA-GS2MA	F1	Approximate 0.059	5000	10000	80000	13" reel
GS2AA-GS2MA	F2	Approximate 0.059	7500	15000	120000	13" reel
GS2AA-GS2MA	F3	Approximate 0.059	7500	15000	60000	13" reel
GS2AA-GS2MA	F4	Approximate 0.059	1800	7200	57600	7" reel
GS2AA-GS2MA	F5	Approximate 0.059	2000	8000	64000	7" reel
GS2AA-GS2MA	F6	Approximate 0.059	5000	10000	100000	13" reel

■ Outline Dimensions



DO-214AC(SMA)		
Dim	Min	Max
A	1.25	1.58
B	2.40	2.83
C	4.25	4.75
D	1.90	2.30
E	4.93	5.28
F	0.76	1.41
G	0.08	0.20
H	0.15	0.31

■ Suggested Pad Layout



DO-214AC(SMA)	
Dim	Millimeters
P1	4.00
P2	1.50
P3	6.50
Q1	2.50
Q2	1.70



GS2AA THRU GS2MA

Disclaimer

The information presented in this document is for reference only. Yangzhou Yangjie Electronic Technology Co., Ltd. reserves the right to make changes without notice for the specification of the products displayed herein to improve reliability, function or design or otherwise.

The product listed herein is designed to be used with ordinary electronic equipment or devices, and not designed to be used with equipment or devices which require high level of reliability and the malfunction of which would directly endanger human life (such as medical instruments, transportation equipment, aerospace machinery, nuclear-reactor controllers, fuel controllers and other safety devices), Yangjie or anyone on its behalf, assumes no responsibility or liability for any damages resulting from such improper use of sale.

This publication supersedes & replaces all information previously supplied. For additional information, please visit our website [http:// www.21yangjie.com](http://www.21yangjie.com) , or consult your nearest Yangjie's sales office for further assistance.