
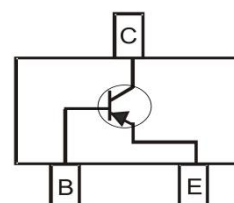


BIPOLAR TRANSISTOR (PNP)
FEATURES

- Complementary to 2SC4102
- High Breakdown Voltage
- Surface Mount device


SOT-323

MECHANICAL DATA

- Case: SOT-323
- Case Material: Molded Plastic. UL flammability
- Classification Rating: 94V-0
- Moisture Sensitivity: Level 1 per J-STD-020
- Weight: 0.008 grams (approximate)

MAXIMUM RATINGS (T_A = 25°C unless otherwise noted)

Parameter	Symbol	Value	Unit
Collector-Base Voltage	V _{CBO}	-120	V
Collector-Emitter Voltage	V _{CEO}	-120	V
Emitter-Base Voltage	V _{EBO}	-5	V
Collector Current	I _C	-50	mA
Collector Power Dissipation	P _C	100	mW
Thermal Resistance From Junction To Ambient	R _{θJA}	1250	°C/W
Junction Temperature	T _J	150	°C
Storage Temperature	T _{STG}	-55 ~+150	°C

ELECTRICAL CHARACTERISTICS (T_A = 25°C unless otherwise specified)

Parameter	Symbol	Min	Typ	Max	Unit	Conditions
Collector-base breakdown voltage	V _{(BR)CBO}	-120			V	I _C = -50μA, I _E = 0
Collector-emitter breakdown voltage	V _{(BR)CEO}	-120			V	I _C = -1mA, I _B = 0
Emitter-base breakdown voltage	V _{(BR)EBO}	-5			V	I _E = -50μA, I _C = 0
Collector cut-off current	I _{CBO}			-0.5	μA	V _{CB} = -100V, I _E = 0
Emitter cut-off current	I _{EBO}			-0.5	μA	V _{EB} = -4V, I _C = 0
DC current gain	h _{FE}	180		560		V _{CE} = -6V, I _C = -2mA
Collector-emitter saturation voltage	V _{CE(sat)}			-0.5	V	I _C = -10mA, I _B = -1mA
Transition frequency	f _T		140		MHz	V _{CE} = -12V, I _C = -2mA, f = 30MHz
Collector output capacitance	C _{ob}		3.2		pF	V _{CB} = -12V, I _E = 0, f = 1MHz

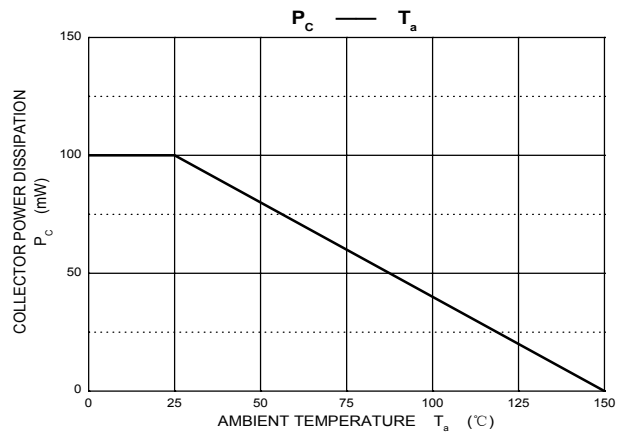
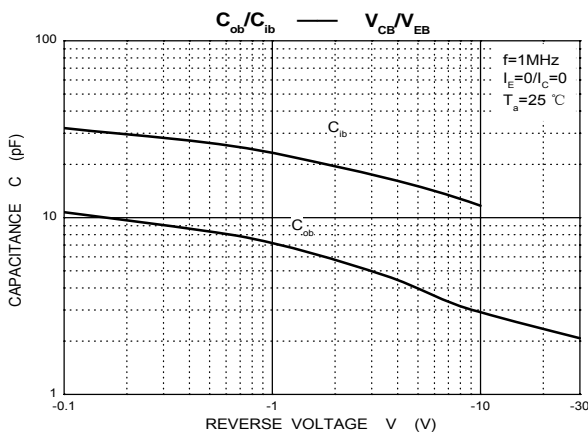
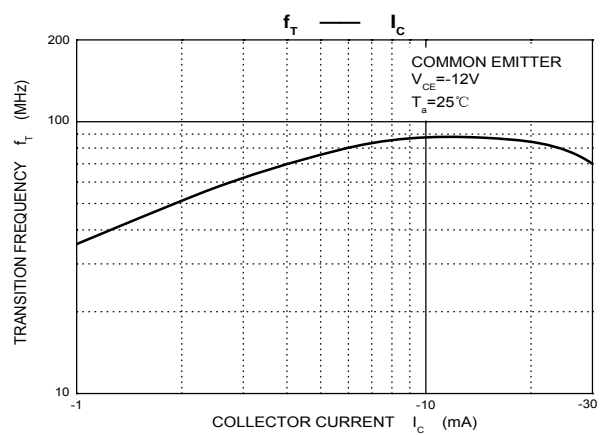
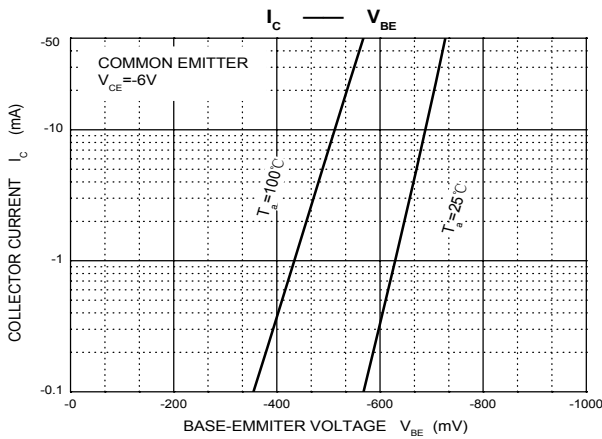
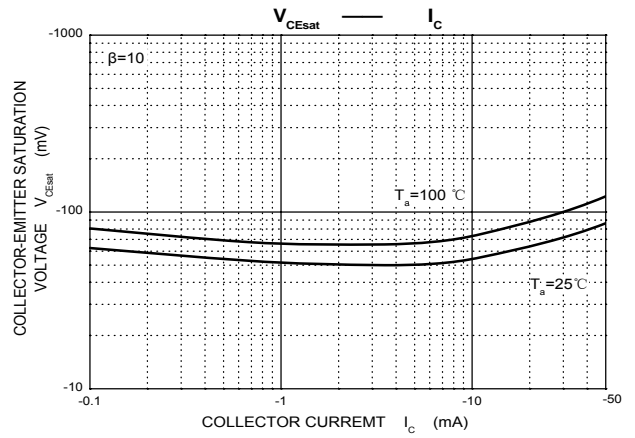
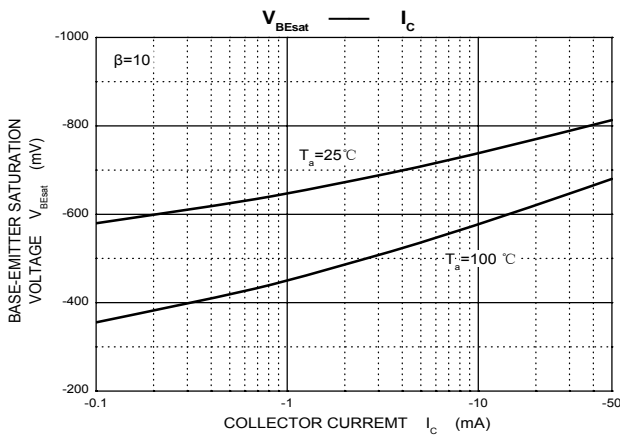
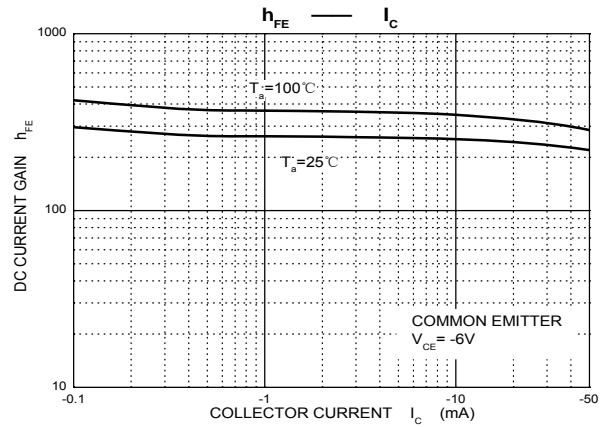
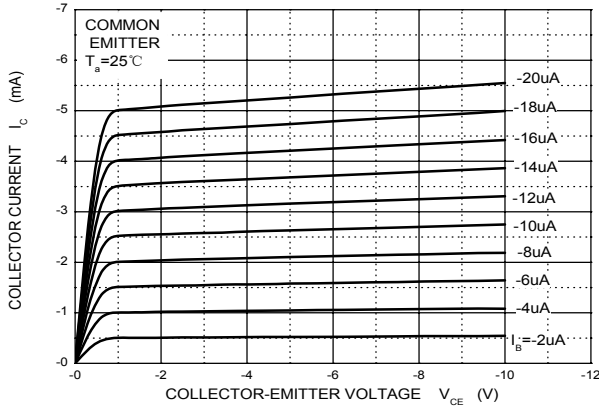
CLASSIFICATION OF h_{FE}

Rank	R	S
Range	180-390	270-560
Marking	RR	RS

BIPOLAR TRANSISTOR (PNP)

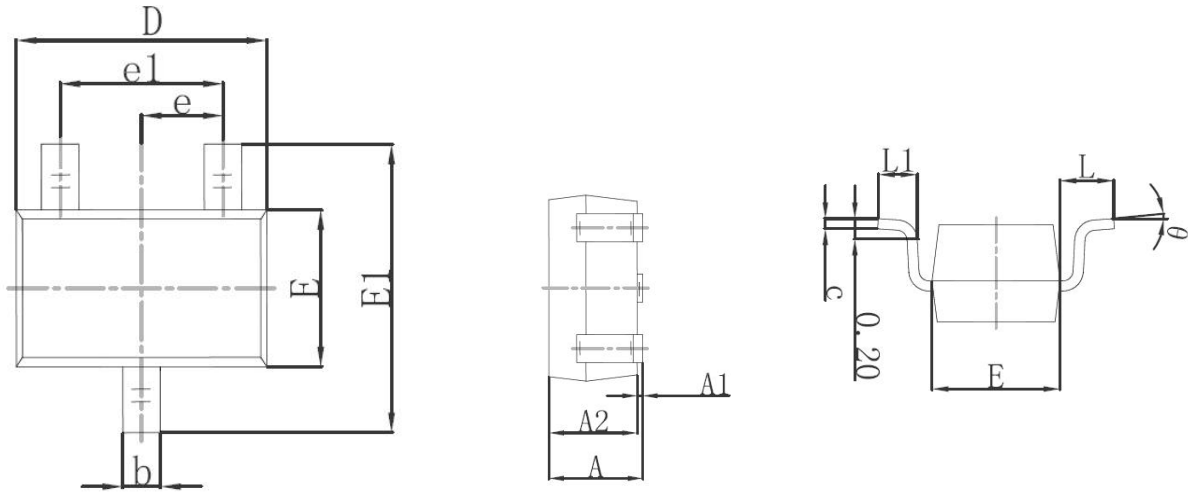
Typical Characteristics

Static Characteristic



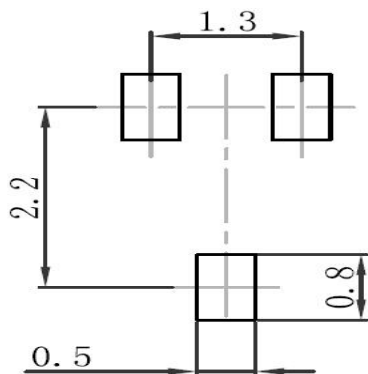
BIPOLAR TRANSISTOR (PNP)

SOT-323 Package Outline Dimensions



Symbol	Dimensions In Millimeters		Dimensions In Inches	
	Min.	Max.	Min.	Max.
A	0.900	1.100	0.035	0.043
A1	0.000	0.100	0.000	0.004
A2	0.900	1.000	0.035	0.039
b	0.200	0.400	0.008	0.016
c	0.080	0.150	0.003	0.006
D	2.000	2.200	0.079	0.087
E	1.150	1.350	0.045	0.053
E1	2.150	2.450	0.085	0.096
e	0.650TYP		0.026TYP	
e1	1.200	1.400	0.047	0.055
L	0.525REF		0.021REF	
L1	0.260	0.460	0.010	0.018
θ	0°	8°	0°	8°

SOT-323 Suggested Pad Layout



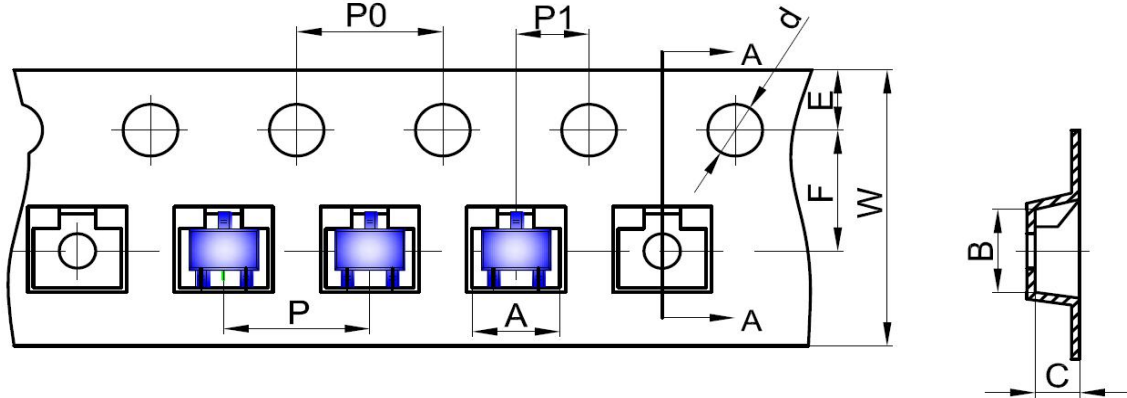
Note:

1. Controlling dimension: in millimeters
2. General tolerance: ±0.05mm
3. The pad layout is for reference purposes only

BIPOLAR TRANSISTOR (PNP)

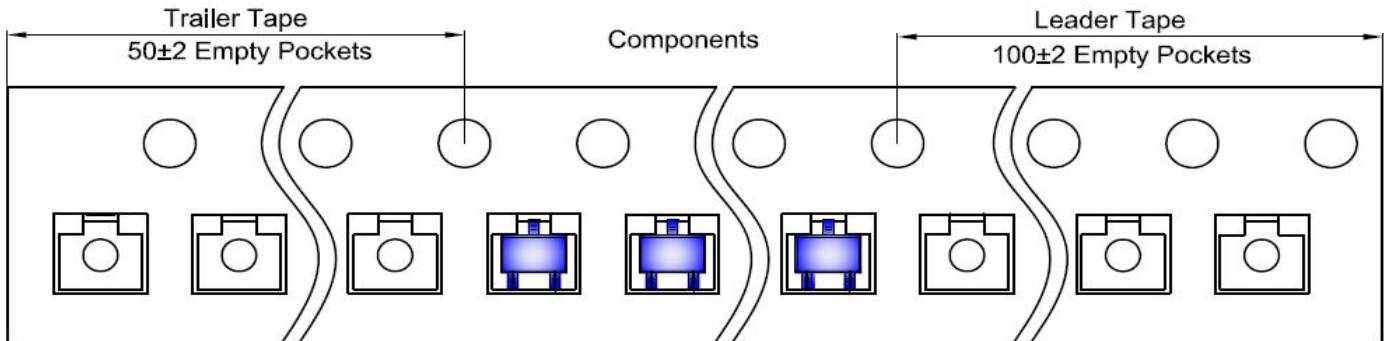
SOT-323 Tape and Reel

SOT-323 Embossed Carrier Tape

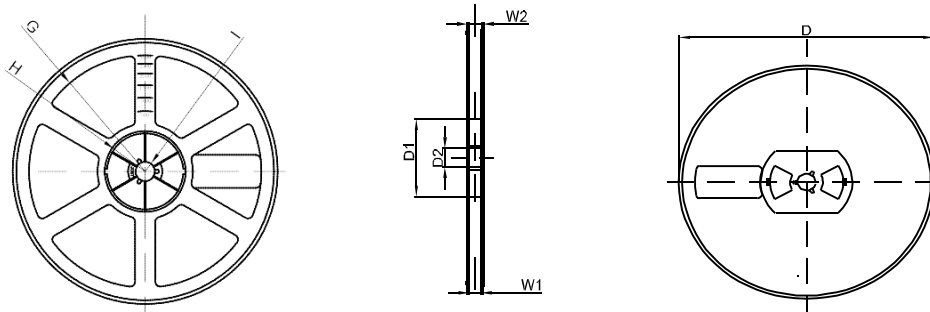


DIMENSIONS ARE IN MILLIMETER										
TYPE	A	B	C	d	E	F	P0	P	P1	W
SOT-323	2.25	2.55	1.19	Ø1.50	1.75	3.50	4.00	4.00	2.00	8.00
TOLERANCE	±0.1	±0.1	±0.1	±0.1	±0.1	±0.1	±0.1	±0.1	±0.1	±0.1

SOT-323 Tape Leader and Trailer



SOT-323 Reel



DIMENSIONS ARE IN MILLIMETER								
REEL OPTION	D	D1	D2	G	H	I	W1	W2
7" DIA	Ø178	54.40	13.00	R78	R25.60	R6.50	9.50	12.30
TOLERANCE	±2	±1	±1	±1	±1	±1	±1	±1