

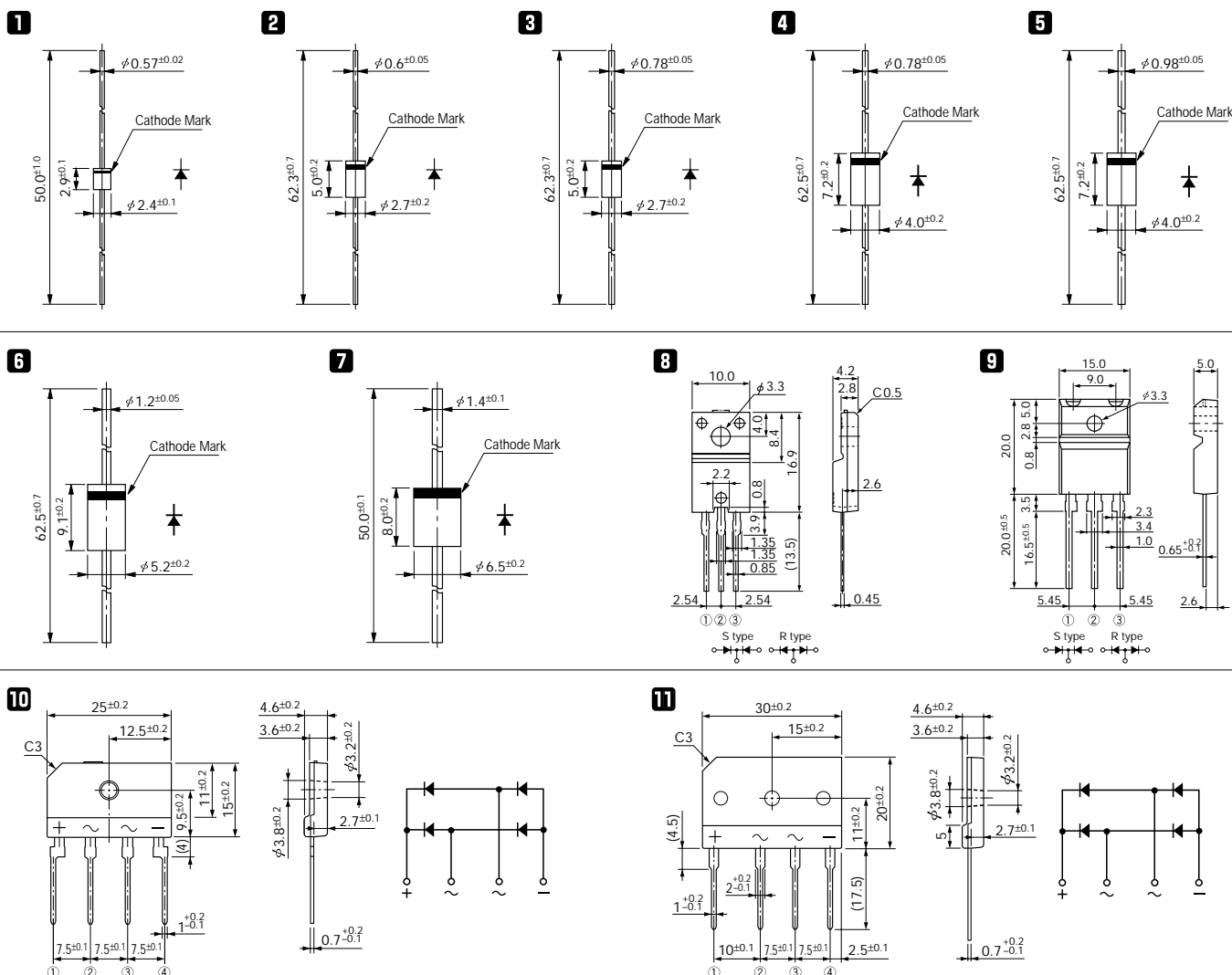
Rectifier Diodes 600V

V _{RM} (V)	Package	Part Number	I _F (AV) (A)	I _{FSM} (A)	T _J (°C)	T _{stg} (°C)	V _F (V) max	I _F (A)	I _R (μA)	I _R (H) (μA)	R _{th(j-l)} R _{th(j-c)} (°C/W)	Mass (g)	Fig. No.	Page where characteristic curve is shown
			() is with Heatsink	50Hz Half-cycle Sinewave Single Shot					V _R = V _{RM} max	V _R = V _{RM} max				
600	Axial	AM01A	1.0	35	-40 to +150	0.98	1.0	10	50	100	22	0.13	1	48
		EM01A	1.0	45	-40 to +150	0.97	1.0	10	50	100	20	0.2	2	
		EM 1A	1.0	45	-40 to +150	0.97	1.0	10	50	100	17	0.3	3	
		RM 1A	1.0	50	-40 to +150	0.95	1.0	5	50	100	15	0.4	4	49
		EM 2A	1.2	80	-40 to +150	0.92	1.2	10	50	100	17	0.3	3	
		RM 11A	1.2	100	-40 to +150	0.92	1.5	10	50	100	15	0.4	4	
		RM 10A	1.2	150	-40 to +150	0.91	1.5	10	50	100	15	0.4	5	50
		RM 2A	1.2	100	-40 to +150	0.91	1.5	10	50	100	12	0.6	5	
		RO 2A	1.2	80	-40 to +150	0.92	1.5	10	50	100	12	0.61	6	
		RM 3A	2.5	150	-40 to +150	0.95	2.5	10	100	100	10	1.0	7	50
	RM 4A	1.7 (3.0)	200	-40 to +150	0.95	3.0	10	50	100	8	1.2	7		
	RM 4AM	1.8 (3.2)	350	-40 to +150	0.92	3.5	10	50	100	8	1.2	7		
	Center-tap	FMM-26S, R	10	100	-40 to +150	1.1	5.0	10	100	100	4.0	2.1	8	50
		FMM-36S, R	20	120	-40 to +150	1.1	10	10	100	100	2.0	5.5	9	51
	Bridge	RBV-406	4.0	80	-40 to +150	1.1	2.0	10	100	100	5.0	4.05	10	51
		RBV-406H	4.0	120	-40 to +150	0.92	2.0	10	100	100	5.0	4.05	10	52
		RBV-406M	4.0	120	-40 to +150	1.0	2.0	10	100	100	5.0	4.05	10	51
		RBV-606	6.0	120	-40 to +150	1.05	3.0	10	100	100	3.0	6.45	11	52
		RBV-606H	6.0	140	-40 to +150	1.05	3.0	10	200	100	3.0	6.45	11	54
		RBV-4086H	8.0	120	-40 to +150	1.1	4.0	10	100	100(Tj)	2.0	4.05	10	54
		RBV-4106M	10	120	-40 to +150	1.0	5.0	10	100	100	2.0	4.05	10	54
		RBV-1306	13	80	-40 to +150	1.2	6.5	10	100	100	1.5	6.45	11	53
RBV-1506S		15	150	-40 to +150	1.1	7.5	10	200	100	1.5	6.45	11		
RBV-1506J		15	150	-40 to +175	1.1	7.5	10	200	150(Tj)	1.5	6.45	11		
RBV-1506		15	200	-40 to +150	1.05	7.5	50	200	100	1.5	6.45	11	54	
RBV-2506		25	350	-40 to +150	1.05	12.5	50	200	100	1.5	6.45	11	54	

External Dimensions

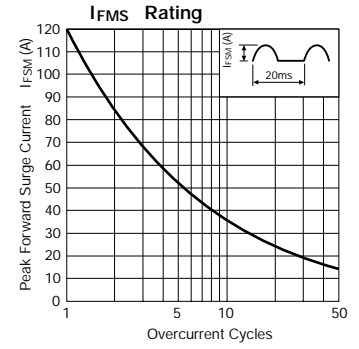
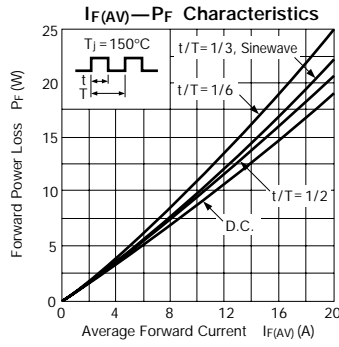
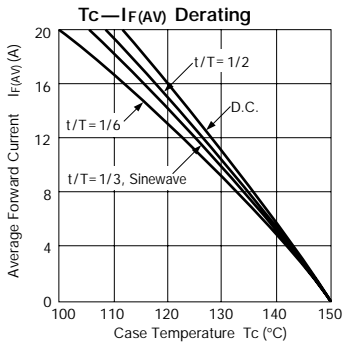
Flammability: UL94V-0 or Equivalent (Unit: mm)

* : Under development

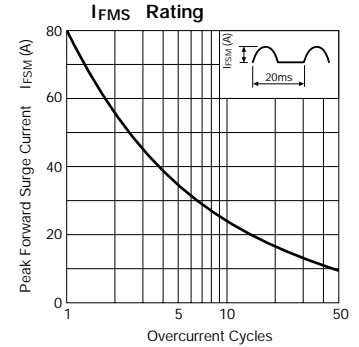
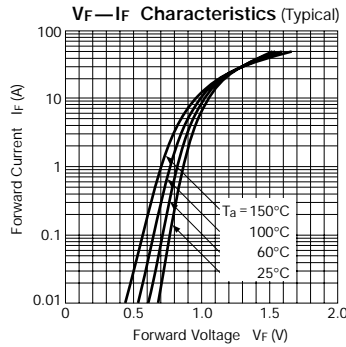
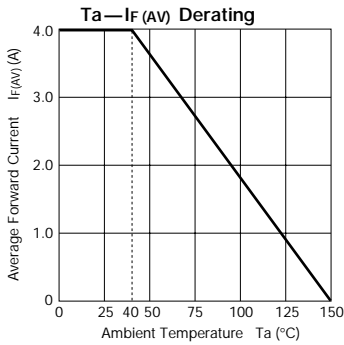


Characteristic Curves Rectifier Diodes

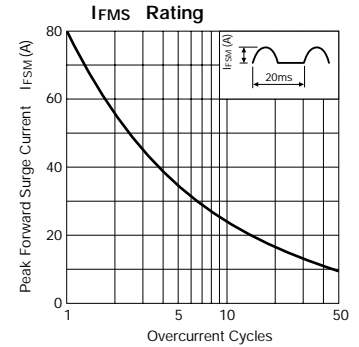
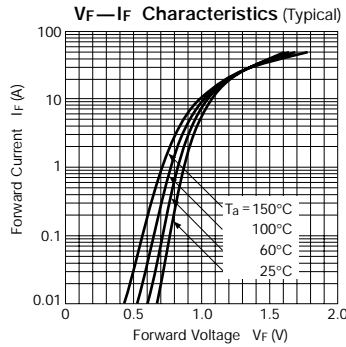
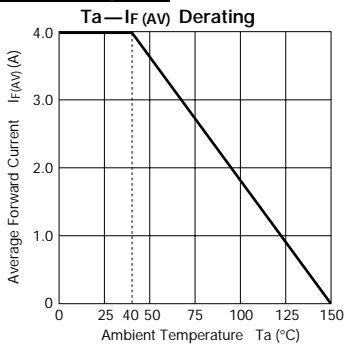
FMM-3 series



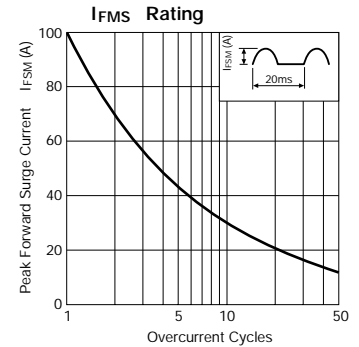
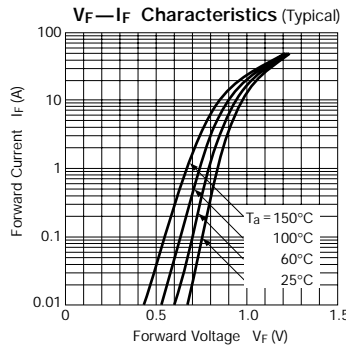
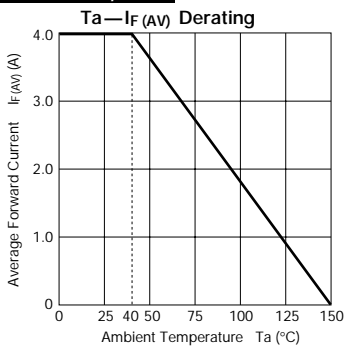
RBV-401, 402



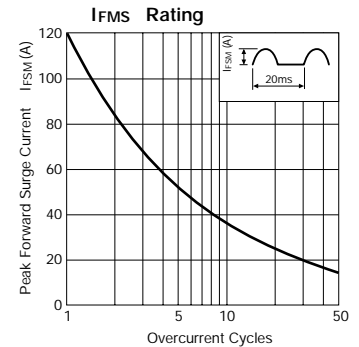
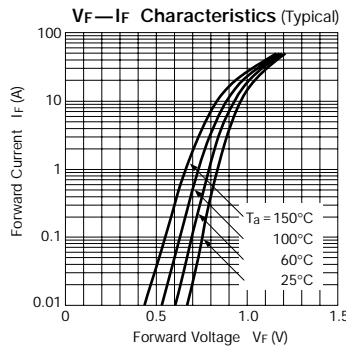
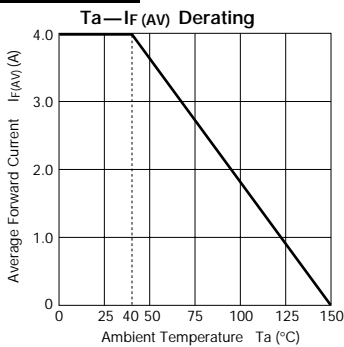
RBV-404, 406



RBV-408, 40C



RBV-406M



This datasheet has been download from:

www.datasheetcatalog.com

Datasheets for electronics components.