



SK23L SERIES

LOW VF SCHOTTKY RECTIFIER

VOLTAGE 30 to 100 Volt **CURRENT** 2 Ampere

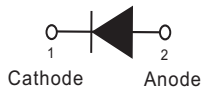
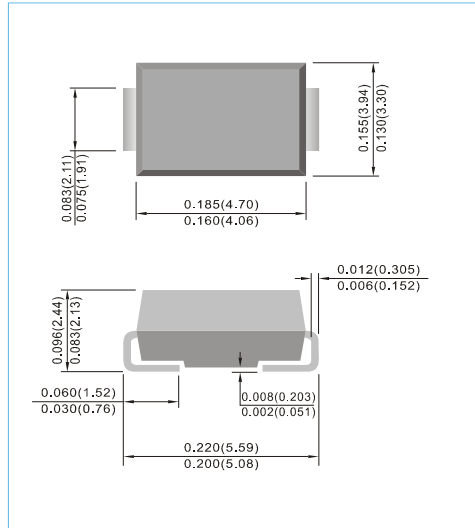
SMB / DO-214AA Unit : inch(mm)

FEATURES

- Plastic package has Underwriters Laboratory Flammability Classification 94V-0
- For surface mounted applications in order to optimize board space
- Low power loss, high efficiency
- High surge capacity
- IEC61000-4-2 ESD 15KV air, 8KV Contact Compliance
- Lead free in compliance with EU RoHS 2.0
- Green molding compound as per IEC 61249 standard

MECHANICAL DATA

- Case: JEDEC DO-214AA molded plastic
- Terminals: Solder plated, solderable per MIL-STD-750, Method 2026
- Polarity: Color band denotes cathode end
- Standard packaging: 12mm tape (EIA-481)
- Weight: 0.0032 ounce, 0.092 gram



MAXIMUM RATINGS(T_A=25°C unless otherwise noted)

PARAMETER	SYMBOL	SK23L	SK24L	SK26L	S210L	UNIT
Maximum repetitive peak reverse voltage	V _{RRM}	30	40	60	100	V
Maximum rms voltage	V _{RMS}	21	28	42	70	V
Maximum dc blocking voltage	V _{DC}	30	40	60	100	V
Maximum average forward rectified current	I _{F(AV)}	2				A
Maximum reverse current	I _R	250		150		μA
Peak forward surge current : 8.3ms single half sine-wave superimposed on rated load	I _{FSM}	50				A
Typical thermal resistance (Note 1)	R _{θJA} R _{θJL}	115 20				°C/W
Operating junction temperature range	T _J	-55 to + 125			-55 to + 150	°C
Storage temperature range	T _{STG}	-55 to + 150				°C

Note: 1. Mounted on P.C.B with minimum pad layout.

ELECTRICAL CHARACTERISTICS(T_A=25°C unless otherwise noted)

PARAMETER	SYMBOL	TEST CONDITIONS	SK23L / SK24L		SK26L		S210L		UNIT	
			TYP.	MAX.	TYP.	MAX.	TYP.	MAX.		
Instantaneous forward voltage	V _F	I _F =1A I _F =2A	T _A =25°C	0.37	-	0.40	-	0.53	-	V
				0.41	0.45	0.47	0.52	0.66	0.72	
		I _F =1A I _F =2A	T _A =125°C	0.25	-	0.30	-	0.47	-	V
				0.30	-	0.41	-	0.56	-	



SK23L SERIES

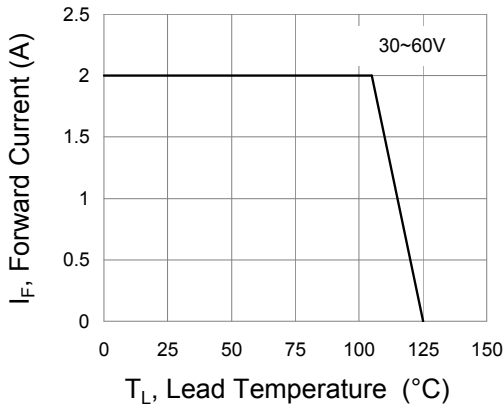


Fig.1 Forward Current Derating Curve

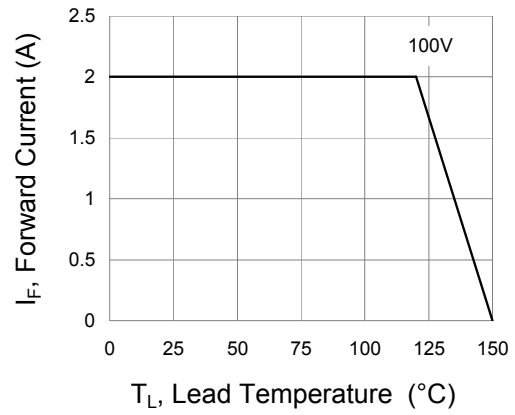


Fig.2 Typical Junction Capacitance

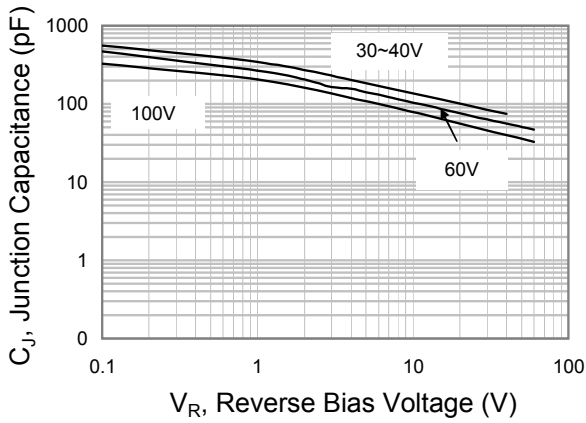


Fig.3 Typical Junction Capacitance

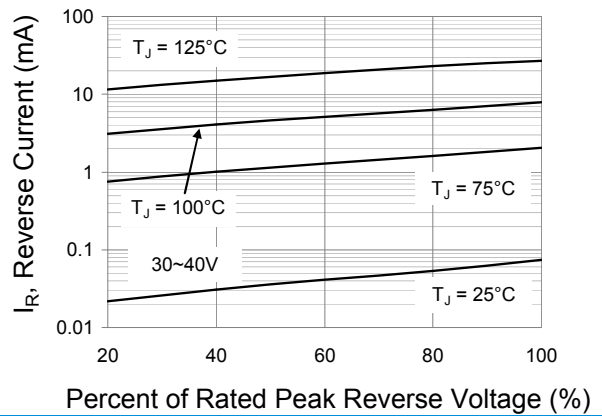


Fig.4 Typical Reverse Characteristics

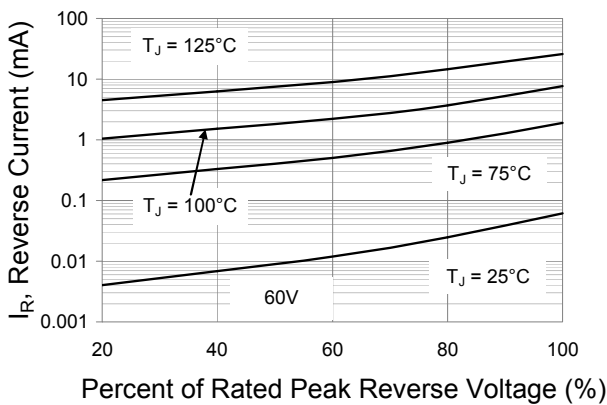


Fig.5 Typical Reverse Characteristics

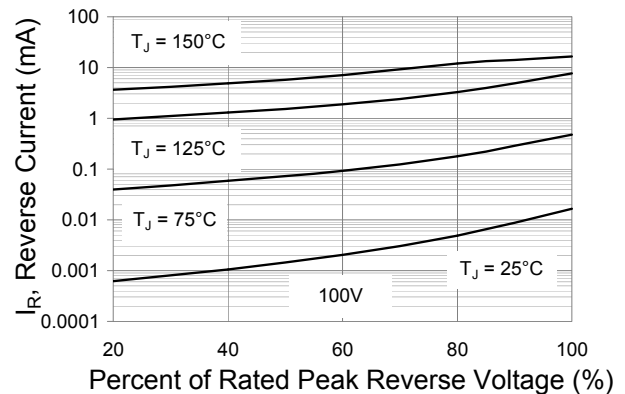


Fig.6 Typical Reverse Characteristics



SK23L SERIES

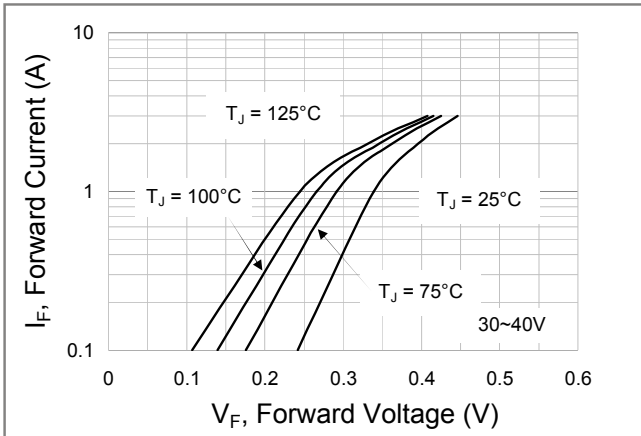


Fig.7 Typical Forward Characteristics

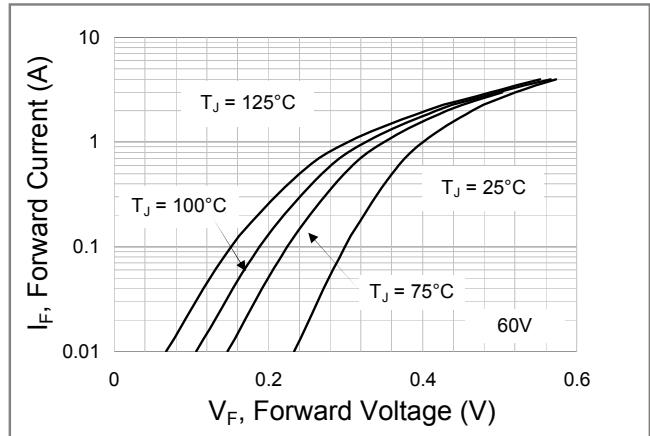


Fig.8 Typical Forward Characteristics

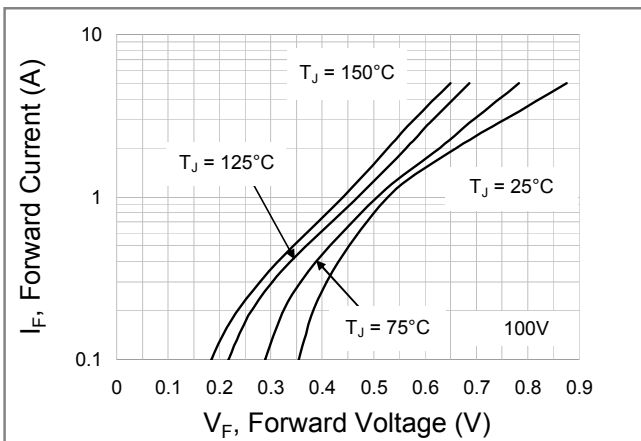


Fig.9 Typical Forward Characteristics

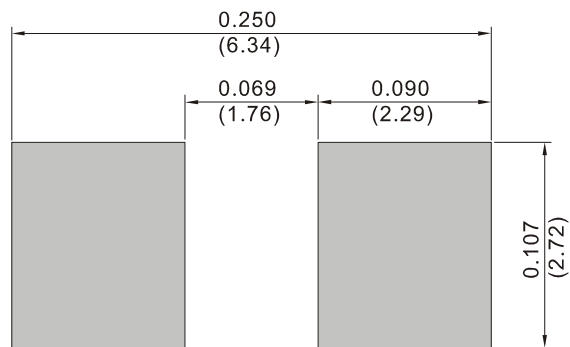


SK23L SERIES

MOUNTING PAD LAYOUT

SMB / DO-214AA

Unit : inch(mm)



ORDER INFORMATION

- Packing information
T/R - 3K per 13" plastic Reel
T/R - 0.8K per 7" plastic Reel



SK23L SERIES

Part No_packing code_Version

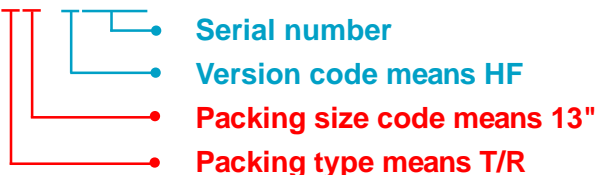
SK23L_R1_00001

SK23L_R2_00001

For example :

RB500V-40_R2_00001

Part No.



Packing Code XX				Version Code XXXXX		
Packing type	1 st Code	Packing size code	2 nd Code	HF or RoHS	1 st Code	2 nd -5 th Code
Tape and Ammunition Box (T/B)	A	N/A	0	HF	0	serial number
Tape and Reel (T/R)	R	7"	1	RoHS	1	serial number
Bulk Packing (B/P)	B	13"	2			
Tube Packing (T/P)	T	26mm	X			
Tape and Reel (Right Oriented) (TRR)	S	52mm	Y			
Tape and Reel (Left Oriented) (TRL)	L	PANASERT T/B CATHODE UP (PBCU)	U			
FORMING	F	PANASERT T/B CATHODE DOWN (PBCD)	D			



SK23L SERIES

Disclaimer

- Reproducing and modifying information of the document is prohibited without permission from Panjit International Inc..
- Panjit International Inc. reserves the rights to make changes of the content herein the document anytime without notification. Please refer to our website for the latest document.
- Panjit International Inc. disclaims any and all liability arising out of the application or use of any product including damages incidentally and consequentially occurred.
- Panjit International Inc. does not assume any and all implied warranties, including warranties of fitness for particular purpose, non-infringement and merchantability.
- Applications shown on the herein document are examples of standard use and operation. Customers are responsible in comprehending the suitable use in particular applications. Panjit International Inc. makes no representation or warranty that such applications will be suitable for the specified use without further testing or modification.
- The products shown herein are not designed and authorized for equipments requiring high level of reliability or relating to human life and for any applications concerning life-saving or life-sustaining, such as medical instruments, transportation equipment, aerospace machinery et cetera. Customers using or selling these products for use in such applications do so at their own risk and agree to fully indemnify Panjit International Inc. for any damages resulting from such improper use or sale.
- Since Panjit uses lot number as the tracking base, please provide the lot number for tracking when complaining.