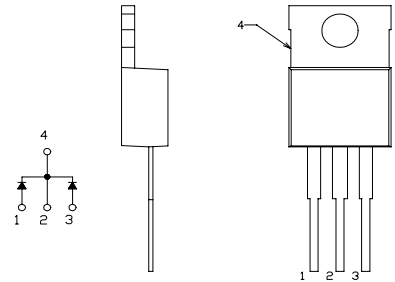


SBD Type : GCQ30A04

OUTLINE DRAWING

FEATURES

- *Similar to TO-220AB Case
- *Dual Diodes – Cathode Common
- *Low Forward Voltage Drop
- *High Surge Capability
- *T_j=150 °C operation



Maximum Ratings

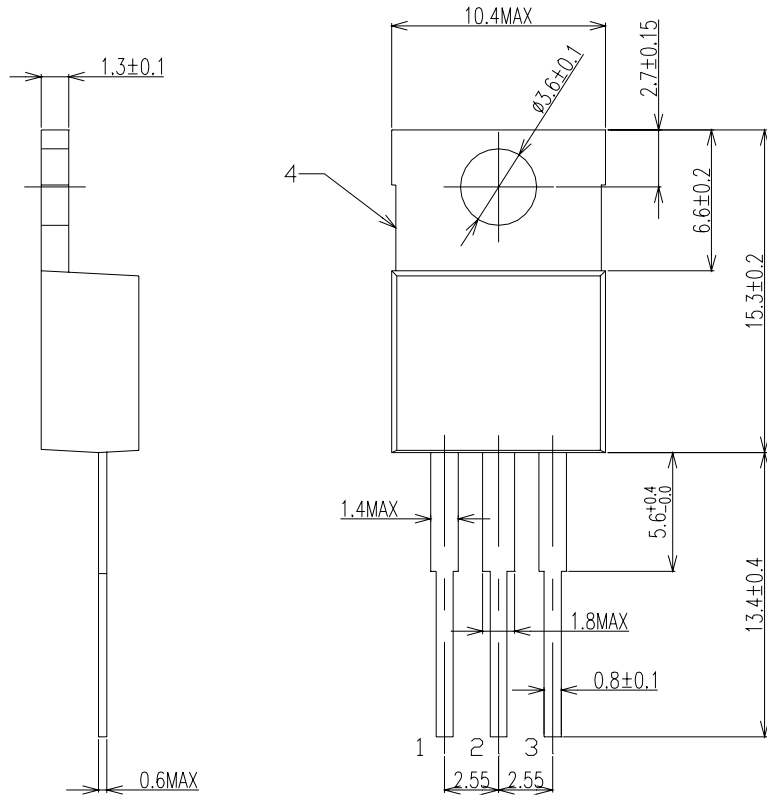
Approx Net Weight: 1.9g

Rating	Symbol	GCQ30A04			Unit
Repetitive Peak Reverse Voltage	V _{RRM}	40			V
Average Rectified Output Current	I _O	30	T _c =104°C	50 Hz Full Sine Wave Resistive Load	A
RMS Forward Current	I _{F(RMS)}	33.3			A
Surge Forward Current	I _{FSM}	250	50Hz Full Sine Wave ,1cycle Non-repetitive		A
Operating JunctionTemperature Range	T _{jw}	-40 to +150			°C
Storage Temperature Range	T _{stg}	-40 to +150			°C
Mounting torque	F _{tor}	recommended torque = 0.5			N•m

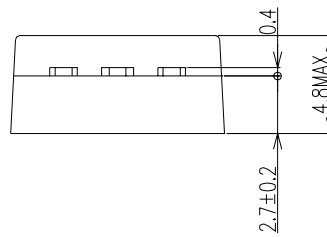
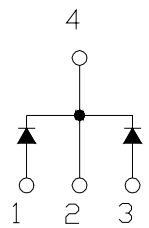
Electrical • Thermal Characteristics

Characteristics	Symbol	Conditions	Min.	Typ.	Max.	Unit
Peak Reverse Current	I _{RM}	T _j = 25°C, V _{RM} = V _{RRM} per arm	-	-	15	mA
Peak Forward Voltage	V _{FM}	T _j = 25°C, I _{FM} = 15 A per arm	-	-	0.55	V
Thermal Resistance	R _{th(j-c)}	Junction to Case	-	-	1.5	°C/W

GCQ30A04 OUTLINE DRAWING (Dimensions in mm)



Center Tap



This datasheet has been downloaded from:

www.DatasheetCatalog.com

Datasheets for electronic components.