

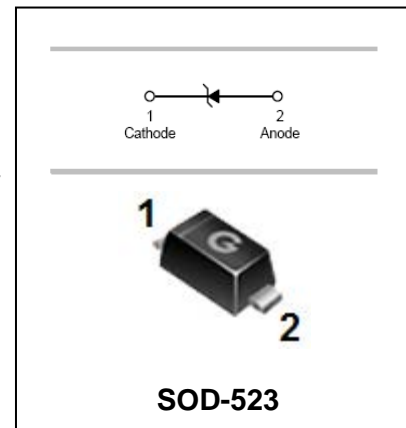
SMT-Type Zener Diode

BZX584B2V0 - BZX584B75

FEATURES

- Large selection of zener voltages: 2.0V ~ 75V
- Tight voltage tolerance: $\pm 2\%$ for B-series
- Ultra low-profile package well suited for automated assembly
- MSL Class 1 compatible

HF



APPLICATIONS

- General voltage regulation
- Mobile & handheld systems

ORDERING INFORMATION

Part Number	Marking	Package
BZX584B2V0 - BZX584B75	See Electrical Characteristics	SOD-523

MAXIMUM RATING (@ $T_A = 25^\circ\text{C}$ unless otherwise specified)

Parameter	Symbol	Value	Unit
Forward Voltage @ $I_F=10\text{mA}$	V_F	0.9	V
Power Dissipation	P_D	150	mW
Thermal Resistance (Junction-to-Ambient)	$R_{\theta JA}$	834	$^\circ\text{C}/\text{W}$
Junction Temperature Range	T_J	-55 ~ +150	$^\circ\text{C}$
Storage Temperature Range	T_{STG}	-65 ~ +150	$^\circ\text{C}$

Note: These ratings are limiting values above which the serviceability of the diodes may be impaired.

SMT-Type Zener Diode

BZX584B2V0 - BZX584B75

ELECTRICAL CHARACTERISTICS (@ T_A = 25°C unless otherwise specified)

Part Number	Marking Code	Zener Voltage V _Z (V)			@ I _{ZT} (mA)	Maximum Zener Impedance			Temperature Coefficient @ I _{ZT} T _C (mV/°C)		Maximum Reverse Current I _R (μA)	@ V _R (V)
		Min.	Typ.	Max.		Z _{ZT} (Ω) @ I _{ZT}	Z _{ZK} (Ω)	@ I _{ZK} (mA)	Min.	Max.		
BZX584B2V0	V0	1.96	2.00	2.04	5	100	1000	0.5	-3.5	0.0	120.000	0.5
BZX584B2V2	V1	2.16	2.20	2.24	5	100	1000	0.5	-3.5	0.0	120.000	0.7
BZX584B2V4	05	2.35	2.40	2.45	5	100	564	1.0	-3.5	0.0	45.000	1.0
BZX584B2V7	15	2.65	2.70	2.75	5	100	564	1.0	-3.5	0.0	18.000	1.0
BZX584B3V0	25	2.94	3.00	3.06	5	100	564	1.0	-3.5	0.0	9.000	1.0
BZX584B3V3	35	3.23	3.30	3.37	5	95	564	1.0	-3.5	0.0	4.500	1.0
BZX584B3V6	45	3.53	3.60	3.67	5	90	564	1.0	-3.5	0.0	4.500	1.0
BZX584B3V9	55	3.82	3.90	3.98	5	90	564	1.0	-3.5	0.0	2.700	1.0
BZX584B4V3	65	4.21	4.30	4.39	5	90	564	1.0	-3.5	0.0	2.700	1.0
BZX584B4V7	75	4.61	4.70	4.79	5	80	470	1.0	-3.5	0.0	2.700	2.0
BZX584B5V1	85	5.00	5.10	5.20	5	60	451	1.0	-2.7	1.2	1.800	2.0
BZX584B5V6	95	5.49	5.60	5.71	5	40	376	1.0	-2.0	2.5	0.900	2.0
BZX584B6V2	A5	6.08	6.20	6.32	5	10	141	1.0	0.4	3.7	2.700	4.0
BZX584B6V8	B5	6.66	6.80	6.94	5	15	75	1.0	1.2	4.5	1.800	4.0
BZX584B7V5	C5	7.35	7.50	7.65	5	15	75	1.0	2.5	5.3	0.900	5.0
BZX584B8V2	D5	8.04	8.20	8.36	5	15	75	1.0	3.2	6.2	0.630	5.0
BZX584B9V1	E5	8.92	9.10	9.28	5	15	94	1.0	3.8	7.0	0.450	6.0
BZX584B10	F5	9.80	10.00	10.20	5	20	141	1.0	4.5	8.0	0.180	7.0
BZX584B11	G5	10.78	11.00	11.22	5	20	141	1.0	5.4	9.0	0.090	8.0
BZX584B12	H5	11.60	12.00	12.24	5	25	141	1.0	6.0	10.0	0.090	8.0
BZX584B13	J5	12.74	13.00	13.26	5	30	160	1.0	7.0	11.0	0.090	8.0
BZX584B15	K5	14.70	15.00	15.30	5	30	188	1.0	9.2	13.0	0.045	10.5
BZX584B16	L5	15.68	16.00	16.32	5	40	188	1.0	10.4	14.0	0.045	11.2
BZX584B18	M5	17.64	18.00	18.36	5	45	212	1.0	12.4	16.0	0.045	12.6
BZX584B20	N5	19.60	20.00	20.40	5	55	212	1.0	14.4	18.0	0.045	14.0
BZX584B22	P5	21.56	22.00	22.44	5	55	235	1.0	16.4	20.0	0.045	15.4
BZX584B24	R5	23.52	24.00	24.48	5	70	235	1.0	18.4	22.0	0.045	16.8
BZX584B27	S5	26.46	27.00	27.54	2	80	282	0.5	21.4	25.3	0.045	18.9
BZX584B30	T5	29.40	30.00	30.60	2	80	282	0.5	24.4	29.4	0.045	21.0
BZX584B33	U5	32.34	33.00	33.66	2	80	306	0.5	27.4	33.4	0.045	23.0
BZX584B36	V5	35.28	36.00	36.72	2	90	329	0.5	30.4	37.4	0.045	25.2
BZX584B39	X5	38.22	39.00	39.78	2	130	329	0.5	33.4	41.2	0.045	27.3
BZX584B43	Y5	42.14	43.00	43.86	2	150	353	0.5	37.6	46.6	0.045	30.1
BZX584B47	Z5	46.06	47.00	47.94	2	170	353	0.5	42.0	51.8	0.045	33.0
BZX584B51	-5	49.98	51.00	52.02	2	180	376	0.5	46.6	57.2	0.045	35.7
BZX584B56	X2•	54.88	56.00	57.12	2	200	400	0.5	52.2	63.8	0.045	39.2
BZX584B62	X3•	60.76	62.00	63.24	2	215	423	0.5	58.8	71.6	0.045	43.4
BZX584B68	X4•	66.64	68.00	69.36	2	240	447	0.5	65.6	79.8	0.045	47.6
BZX584B75	X5•	73.50	75.00	76.50	2	255	470	0.5	73.4	88.6	0.045	52.5

SMT-Type Zener Diode

BZX584B2V0 - BZX584B75

TYPICAL CHARACTERISTICS (@ $T_A = 25^\circ\text{C}$ unless otherwise specified)

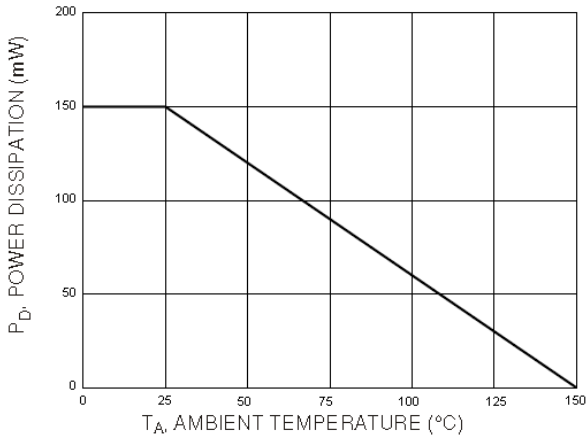


Fig. 1 Power Derating Curve

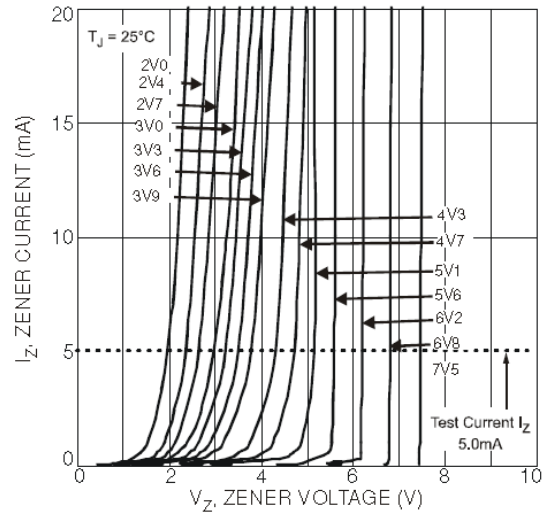


Fig. 2 Typical Zener Breakdown Characteristics

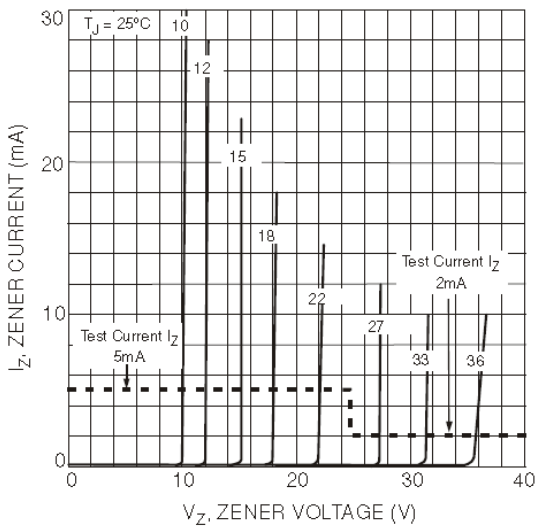


Fig. 3 Typical Zener Breakdown Characteristics

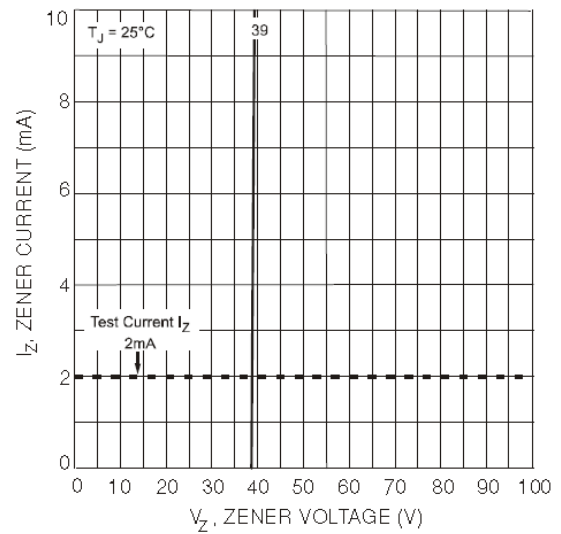


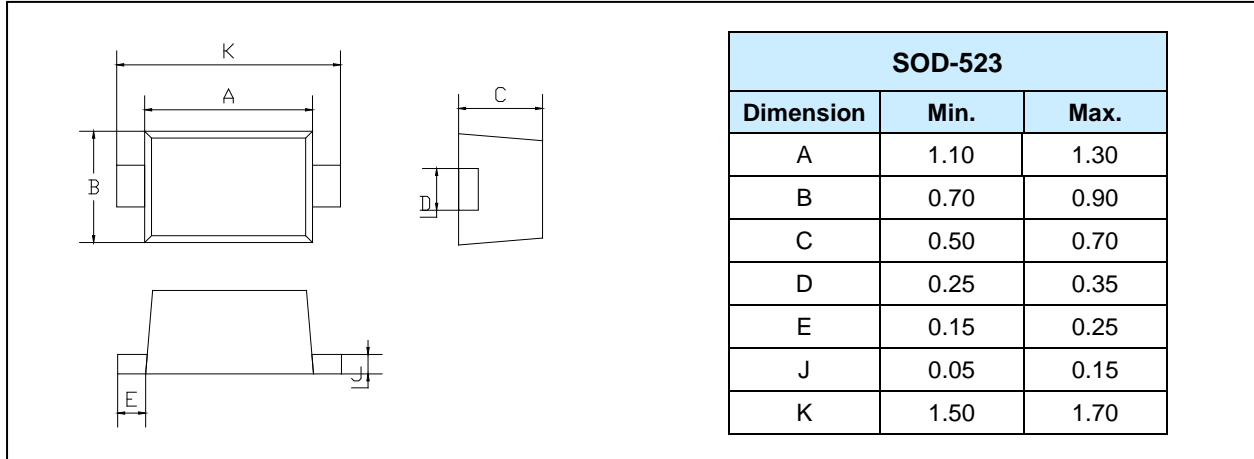
Fig. 4 Typical Zener Breakdown Characteristics

SMT-Type Zener Diode

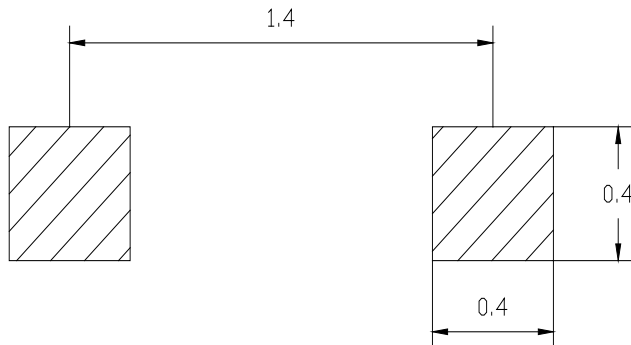
BZX584B2V0 - BZX584B75

PACKAGE OUTLINE (Unit: mm)

Plastic surface mounted package



MOUNTING PAD LAYOUT (Unit: mm)



PACKAGE INFORMATION

Part Number	Package	Shipping Quantity
BZX584B2V0 - BZX584B75	SOD-523	3000pcs / Tape & Reel

SMT-Type Zener Diode

BZX584B2V0 - BZX584B75

IMPORTANT NOTICE

Changzhou Galaxy Century Microelectronics (GME) reserves the right to make changes without further notice to any product information (copyrighted) herein to make corrections, modifications, improvements, or other changes. GME does not assume any liability arising out of the application or use of any product described herein; neither does it convey any license under its patent rights, nor the rights of others.