


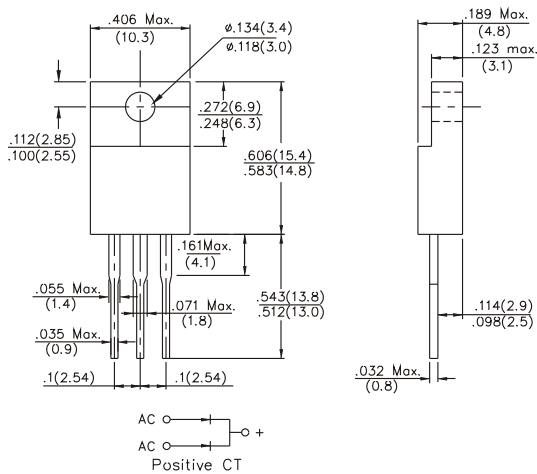
# SB2520FCT thru SB25150FCT

## SCHOTTKY BARRIER RECTIFIER

VOLTAGE - 20 TO 150 VOLTS CURRENT - 25 AMPERES



ITO-220AB



Dimensions in inches and (millimeters)

### FEATURES

- Plastic Package has Underwriters Laboratory Flammability Classification 94-0 utilizing Flame Retardant Epoxy Molding Compound
- Exceeds environmental standards of MIL-S-19500/228
- Low power loss, high efficiency
- Low Forward Voltage, high Current Capability
- High surge Capability
- For use low Voltage, high frequency inverters, free wheeling, and polarity protection applications
- High temperature soldering : 260°C/10seconds at terminals
- Pb free product are available : 99% Sn above can meet RoHS
- environment substance directive request

### MECHANICAL DATA

Case : ITO220AB Molded plastic  
 Terminals : Lead solderable per MIL-STD-202, Method 208  
 Polarity : As Marked on Body  
 Mounting Position : Any  
 Weight : 0.08 ounces, 2.24gram

### MAXIMUM RATINGS AND ELECTRICAL CHARACTERISTICS

Ratings at 25°C ambient temperature unless otherwise specified  
 Single phase, half wave, 60Hz, resistive or inductive load  
 For capacitive load, derate current by 20%

PARAMETER	SB 2520FCT	SB 2530FCT	SB 2540FCT	SB 2550FCT	SB 2560FCT	SB 2580FCT	SB 25100FCT	SB 25150FCT	UNITS
Maximum Repetitive Peak Reverse Voltage	20	30	40	50	60	80	100	150	Volts
Maximum RMS Voltage	14	21	28	35	42	56	70	105	Volts
Maximum DC Blocking Voltage	20	30	40	50	60	80	100	150	Volts
Maximum Average Forward Rectified Current at T <sub>c</sub> =90°C	25								Amps
Peak Forward Surge Current 8.3ms Single Half Sine-Wave Superimposed on Rated Load (JEDEC Method)	200							150	Amps
Maximum Forward Voltage at 12.5A per element	0.55		0.75		0.85		0.92		Volts
Maximum DC Reverse Current at Rated T <sub>c</sub> =25°C DC Blocking Voltage T <sub>c</sub> =100°C	0.1 100							0.025 7	mA
Typical Junction Resistance Note R <sub>θJA</sub>	60								°C / W
Operating and Storage Temperature Range	-55 to +150								°C

NOTE:

1. Thermal Resistance Junction to Ambient

# SB2520FCT thru SB25150FCT

## SCHOTTKY BARRIER RECTIFIER

### RATINGS AND CHARACTERISTIC CURVES SB2520FCT THRU SB25150FCT

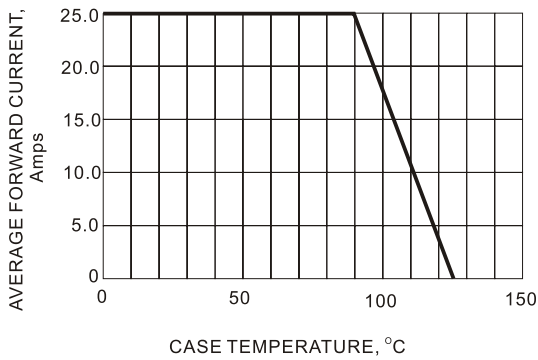


Fig.1- FORWARD CURRENT DERATING CURVE

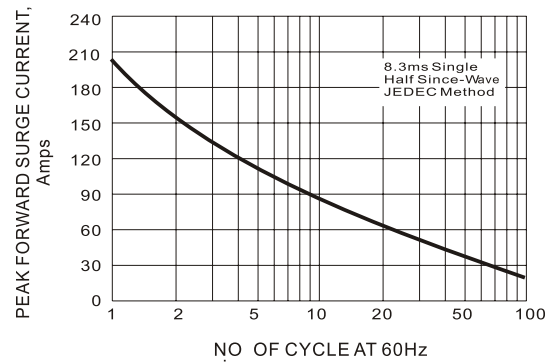


Fig.2- MAXIMUM NON-REPETITIVE SURGE CURRENT

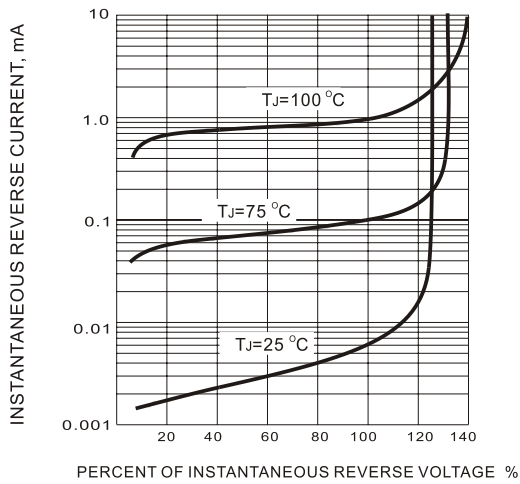


Fig.3- TYPICAL REVERSE CHARACTERISTIC

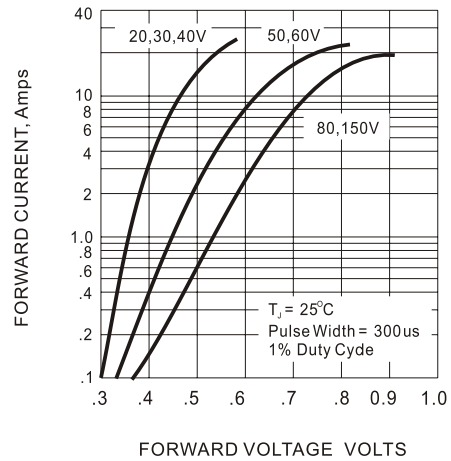


Fig.4- TYPICAL INSTANTANEOUS FORWARD CHARACTERISTIC