

SCHOTTKY BARRIER DIODE

Features

- Low V_F
- Super high speed switching
- High reliability by planer design

Applications

- High speed power switching

Maximum ratings and characteristics

- Absolute maximum ratings

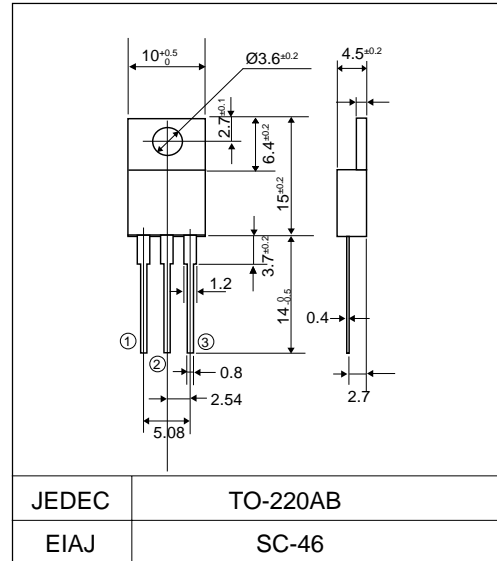
Item	Symbol	Conditions	Rating	Unit
Repetitive peak reverse voltage	V_{RRM}		60	V
Non-repetitive peak reverse voltage	V_{RSM}	$t_w=500\mu s$, duty=1/40	60	V
Average output current	I_o	Square wave, duty=1/2 $T_c=118^\circ C$	20*	A
Surge current	I_{FSM}	Sine wave 10ms	120	A
Operating junction temperature	T_j		-40 to +150	$^\circ C$
Storage temperature	T_{stg}		-40 to +150	$^\circ C$

* Average forward current of centertap full wave connection

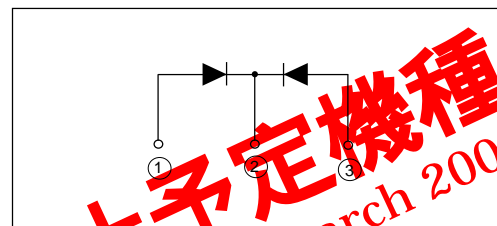
- Electrical characteristics ($T_a=25^\circ C$ Unless otherwise specified)

Item	Symbol	Conditions	Max.	Unit
Forward voltage drop	V_{FM}	$I_{FM}=8.0A$	0.58	V
Reverse current	I_{RRM}	$V_R=V_{RRM}$	15	mA
Thermal resistance	$R_{th(j-c)}$	Junction to case	2.0	$^\circ C/W$

Outline drawings, mm

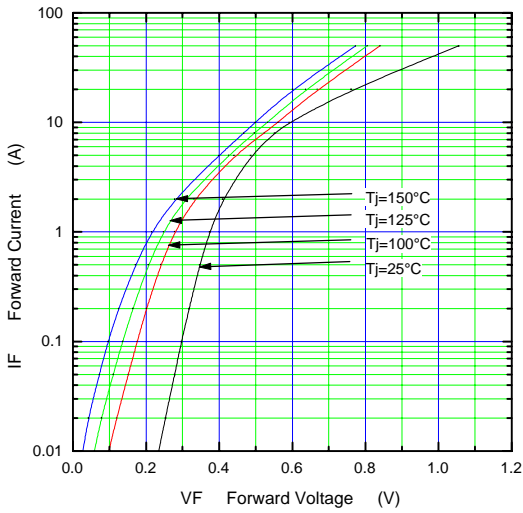


Connection diagram

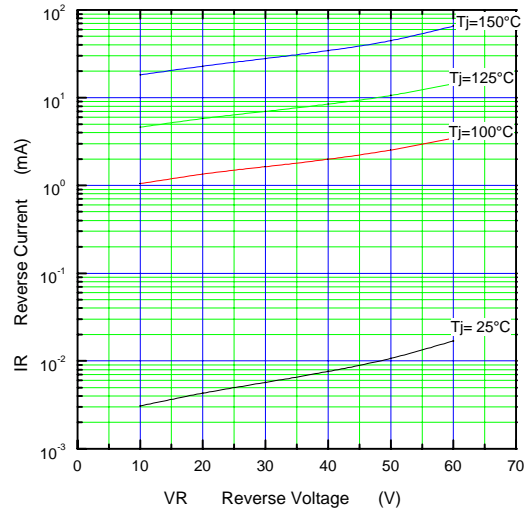


Characteristics

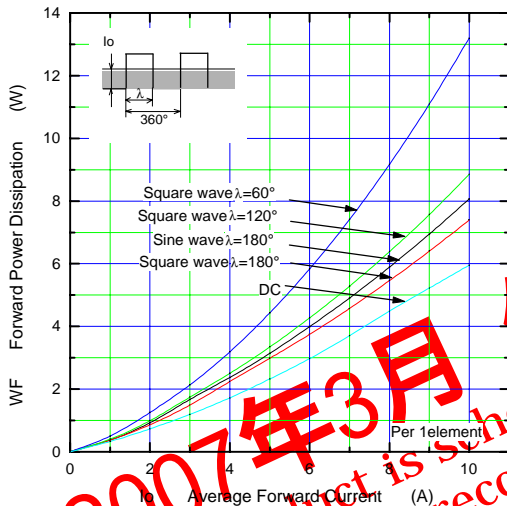
Forward Characteristic (typ.)



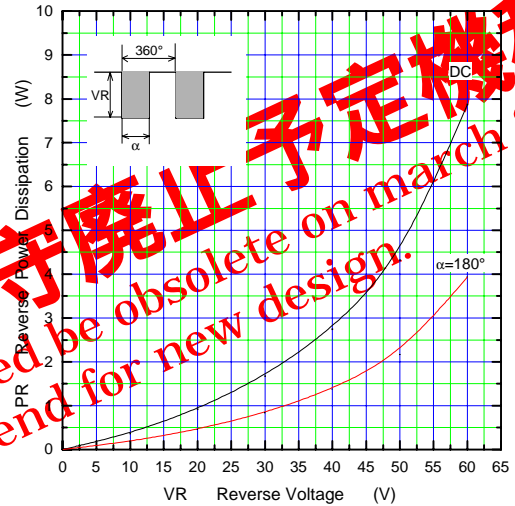
Reverse Characteristic (typ.)



Forward Power Dissipation

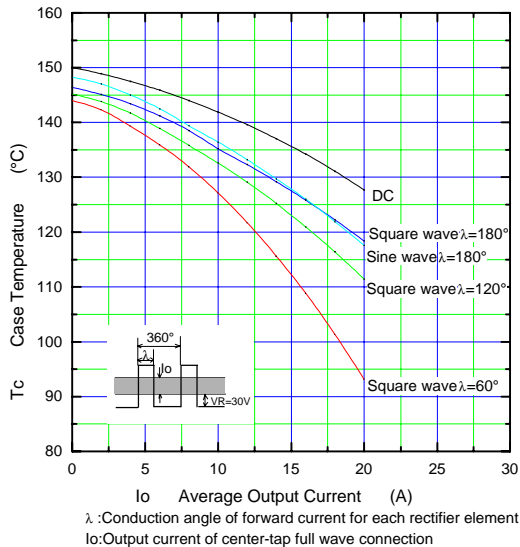


Reverse Power Dissipation

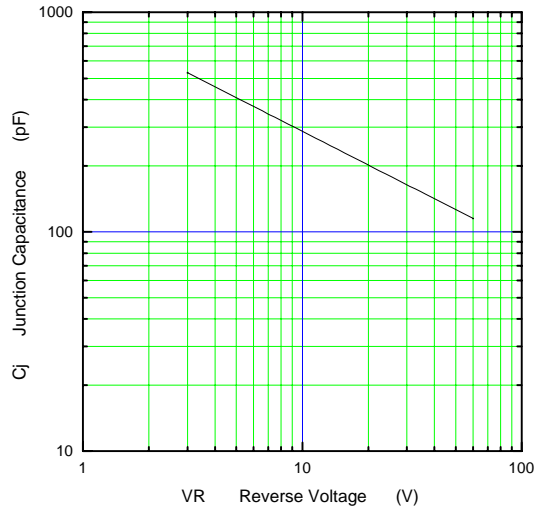


2007年3月 保守廃止予定機種
This product is scheduled to be obsolete on march 2007.
Not recommend for new design.

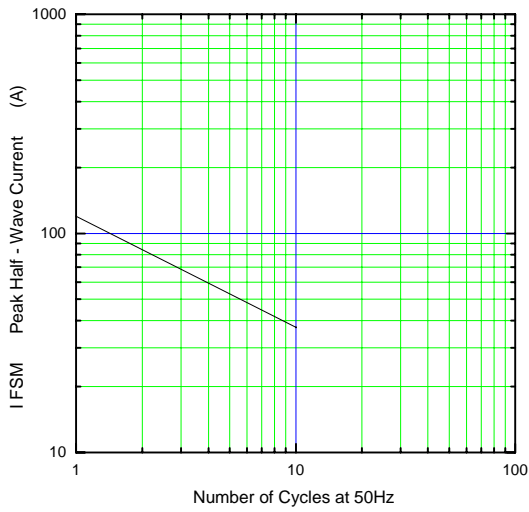
Current Derating (Io-Tc)



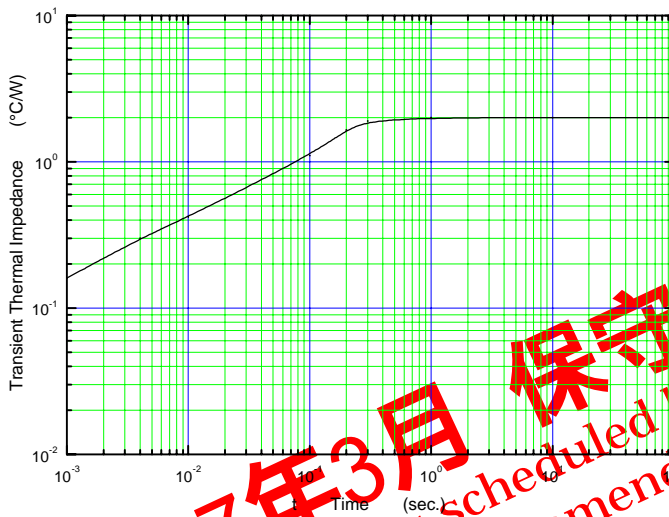
Junction Capacitance Characteristic (typ.)



Surge Capability



Transient Thermal Impedance



2007年3月 保守廃止予定機種
This product is scheduled to be obsolete on march 2007.
Not recommend for new design.