

CONSTANT VOLTAGE REGULATION APPLICATION.  
REFERENCE VOLTAGE APPLICATION.

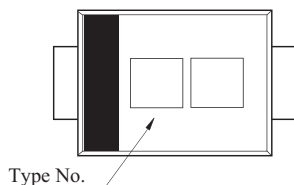
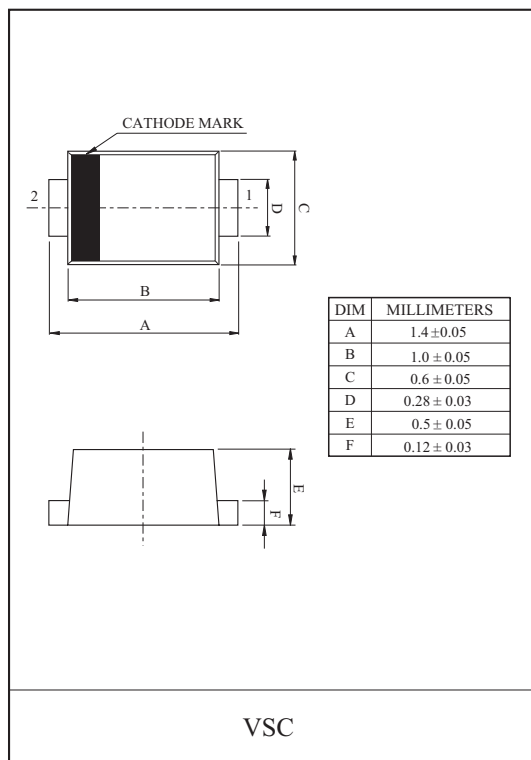
#### FEATURES

- Small Package : VSC
- Sharp Breakdown Characteristic.
- Zener Voltage Tolerance
  - None Grade : About  $\pm 6\%$ .
  - Y Grade : About  $\pm 2.5\%$ .

#### MAXIMUM RATING (Ta=25 )

CHARACTERISTIC	SYMBOL	RATING	UNIT
Power Dissipation	$P_D^*$	100	mW
Junction Temperature	$T_j$	150	
Operating Temperature	$T_{opr}$	-55 150	
Storage Temperature Range	$T_{stg}$	-55 150	

\* Mounted on a glass epoxy circuit board of  $20 \times 20\text{mm}$ ,  
pad dimension of  $4 \times 4\text{mm}$ .



Type No.	Marking		Type No.	Marking		Type No.	Marking		Type No.	Marking	
	-	Y		-	Y		-	Y		-	Y
**KDZ2.0VV	ZA	AY	KDZ4.3VV	ZJ	JY	KDZ9.1VV	ZS	SY	KDZ20VV	20	4Y
**KDZ2.2VV	ZB	BY	KDZ4.7VV	ZK	KY	KDZ10VV	10	0Y	KDZ22VV	22	7Y
**KDZ2.4VV	ZC	CY	KDZ5.1VV	ZL	LY	KDZ11VV	11	1Y	KDZ24VV	24	9Y
**KDZ2.7VV	ZD	DY	KDZ5.6VV	ZM	MY	KDZ12VV	12	2Y	KDZ27VV	27	TY
**KDZ3.0VV	ZE	EY	KDZ6.2VV	ZN	NY	KDZ13VV	13	3Y	KDZ30VV	30	UY
**KDZ3.3VV	ZF	FY	KDZ6.8VV	ZP	PY	KDZ15VV	15	5Y	KDZ33VV	33	VY
**KDZ3.6VV	ZG	GY	KDZ7.5VV	ZQ	QY	KDZ16VV	16	6Y	KDZ36VV	36	WY
**KDZ3.9VV	ZH	HY	KDZ8.2VV	ZR	RY	KDZ18VV	18	8Y	-	-	-

\*\*Under development

# KDZ2.0VV~36VV

## ELECTRICAL CHARACTERISTICS (Ta=25 °C)

TYPE No.	Grade	Zener Voltage Vz (V)			Dynamic Impedance Zz (Ω)		KNEE Dynamic Impedance Zzk (Ω)		Reverse Current IR (μA)	
		Min.	Max.	Iz (mA)	MAX.	Iz (mA)	MAX.	Iz (mA)	MAX.	VR(V)
KDZ2.0VV	-	1.85	2.15	5	100	5	1000	0.5	120	1.0
	Y	1.95	2.15							
KDZ2.2VV	-	2.05	2.38	5	100	5	1000	0.5	120	1.0
	Y	2.16	2.38							
KDZ2.4VV	-	2.28	2.60	5	100	5	1000	0.5	120	1.0
	Y	2.40	2.60							
KDZ2.7VV	-	2.50	2.90	5	110	5	1000	0.5	120	1.0
	Y	2.65	2.90							
KDZ3.0VV	-	2.80	3.20	5	120	5	1000	0.5	50	1.0
	Y	2.95	3.20							
KDZ3.3VV	-	3.10	3.50	5	130	5	1000	0.5	20	1.0
	Y	3.25	3.50							
KDZ3.6VV	-	3.40	3.80	5	130	5	1000	0.5	10	1.0
	Y	3.60	3.845							
KDZ3.9VV	-	3.70	4.10	5	130	5	1000	0.5	10	1.0
	Y	3.89	4.16							
KDZ4.3VV	-	4.00	4.50	5	130	5	1000	0.5	5	1.0
	Y	4.17	4.43							
KDZ4.7VV	-	4.40	4.90	5	120	5	1000	0.5	5	1.0
	Y	4.55	4.75							
KDZ5.1VV	-	4.80	5.40	5	70	5	1000	0.5	1	1.5
	Y	4.98	5.20							
KDZ5.6VV	-	5.30	6.00	5	40	5	900	0.5	1	2.5
	Y	5.49	5.73							
KDZ6.2VV	-	5.80	6.60	5	30	5	500	0.5	1	3.0
	Y	6.06	6.33							
KDZ6.8VV	-	6.40	7.20	5	25	5	150	0.5	0.5	5.0
	Y	6.65	6.93							
KDZ7.5VV	-	7.00	7.90	5	23	5	120	0.5	0.5	6.0
	Y	7.28	7.60							
KDZ8.2VV	-	7.70	8.70	5	20	5	120	0.5	0.5	6.5
	Y	8.02	8.36							
KDZ9.1VV	-	8.50	9.60	5	18	5	120	0.5	0.5	7.0
	Y	8.85	9.23							
KDZ10VV	-	9.40	10.60	5	15	5	120	0.5	0.5	8.0
	Y	9.77	10.21							

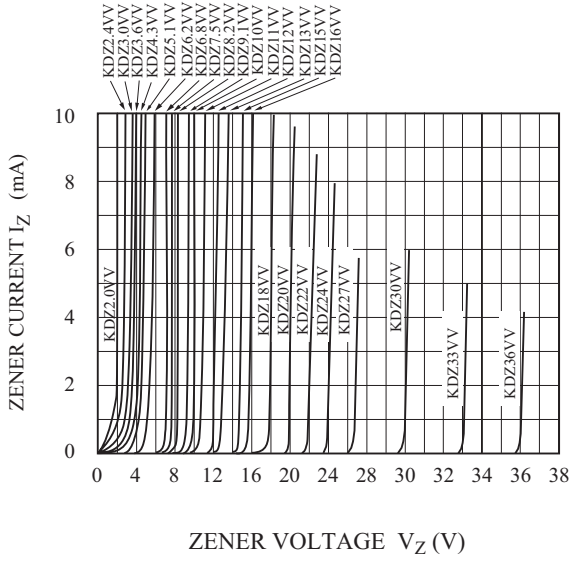
# KDZ2.0VV~36VV

## ELECTRICAL CHARACTERISTICS (Ta=25 )

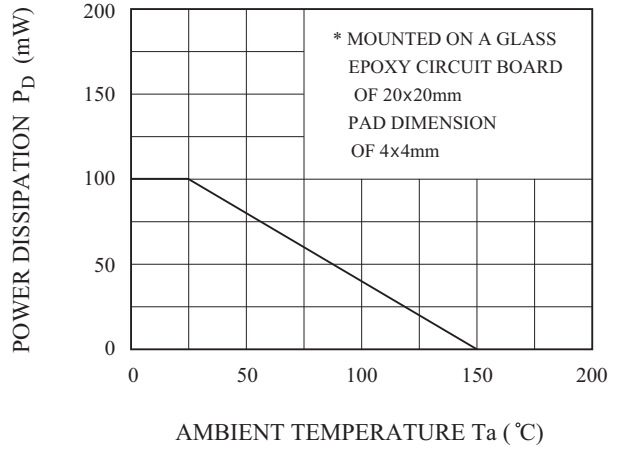
TYPE No.	Grade	Zener Voltage Vz (V)			Dynamic Impedance Zz ( )		KNEE Dynamic Impedance Zzk ( )		Reverse Current IR ( μA)	
		Min.	Max.	Iz (mA)	MAX.	Iz (mA)	MAX.	Iz (mA)	MAX.	VR(V)
KDZ11VV	-	10.40	11.60	5	15	5	120	0.5	0.5	8.5
	Y	10.76	11.22							
KDZ12VV	-	11.40	12.60	5	15	5	110	0.5	0.5	9.0
	Y	11.74	12.24							
KDZ13VV	-	12.40	14.10	5	15	5	110	0.5	0.5	10
	Y	12.91	13.49							
KDZ15VV	-	13.80	15.60	5	15	5	110	0.5	0.5	11
	Y	14.34	14.98							
KDZ16VV	-	15.30	17.10	5	18	5	150	0.5	0.5	12
	Y	15.85	16.51							
KDZ18VV	-	16.80	19.10	5	20	5	150	0.5	0.5	14
	Y	17.56	18.35							
KDZ20VV	-	18.80	21.20	5	25	5	200	0.5	0.5	15
	Y	19.52	20.39							
KDZ22VV	-	20.80	23.30	5	30	5	200	0.5	0.5	17
	Y	21.54	22.47							
KDZ24VV	-	22.80	25.60	5	40	5	200	0.5	0.5	19
	Y	23.72	24.78							
KDZ27VV	-	25.10	28.90	2	150	2	150	0.5	0.1	21
	Y	26.19	27.53							
KDZ30VV	-	28.00	32.00	2	200	2	200	0.5	0.1	23
	Y	29.19	30.69							
KDZ33VV	-	31.00	35.00	2	250	2	250	0.5	0.1	25
	Y	32.15	33.79							
KDZ36VV	-	34.00	38.00	2	300	2	300	0.5	0.1	27
	Y	35.07	36.87							

# KDZ2.0VV~36VV

$I_Z - V_Z$



$P_D - T_a$



$\gamma_Z - V_Z$

