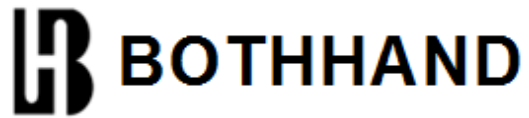



**VP6014M HF**  
**SMD 1000 BASE-T Single & Dual Port**  
**Voice Over IP Discrete LAN Magnetics**



**Feature**



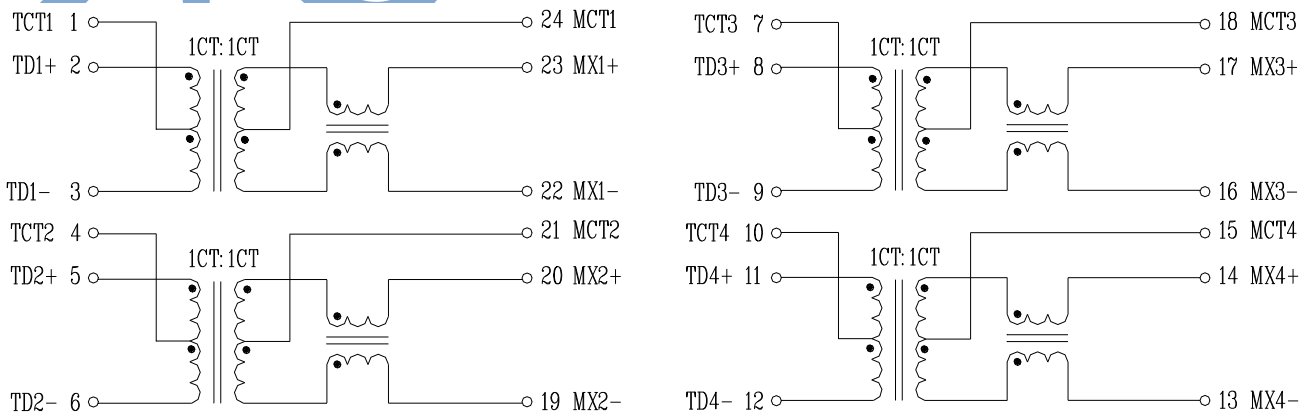
- IEEE 802.3at/ANSI X3.263 compliant performance.
- POE applications with 600mA current capability.
- Complying with ROHS & Halogen Free requirements.
- Operating temperature range: -40°C to +85°C.
- Storage temperature range: -40°C to +85°C.

Electrical Specifications @ 25°C							
Part Number	Turns Ratio (±5%)		OCL (uH Min) @100KHz/0.1V with 8mA DC Bias	L.L (uH Max)	C <sub>ww</sub> (pF Max)	DCR (Ω Max)	HI-POT
	TX	RX					
VP6014M HF	1CT:1CT	1CT:1CT	350	0.5	28	0.9	AC1500V/1mA

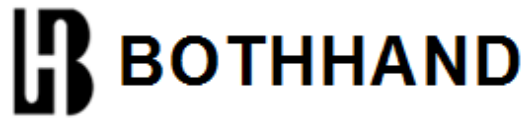
Continue						
Part Number	Insertion Loss (dB Max)	Return Loss (dB Min) @Load 100Ω				
		1-100MHz	1-30MHz	40MHz	50MHz	60-80MHz
VP6014M HF	-1.0	-18	-16	-14.08	-12.5	-10

Continue						
Part Number	Cross talk (dB Min)			DCMR (dB Min)		
	30MHz	60MHz	100MHz	30MHz	60MHz	100MHz
VP6014M HF	-45	-40	-35	-43	-37	-33

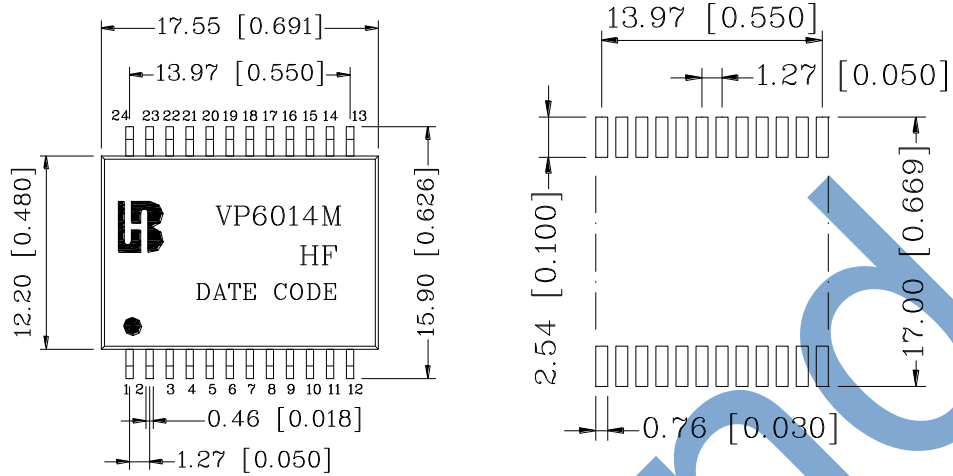
**Schematic**



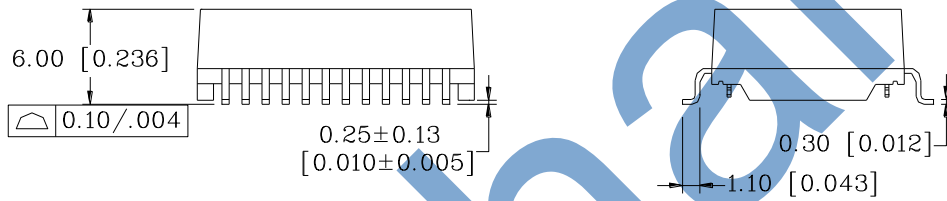
**VP6014M HF**  
**SMD 1000 BASE-T Single & Dual Port**  
**Voice Over IP Discrete LAN Magnetics**



**Mechanical**

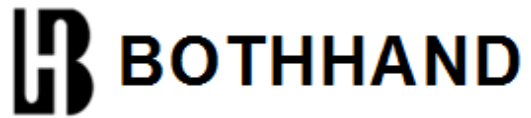


SUGGESTED PAD LAYOUT

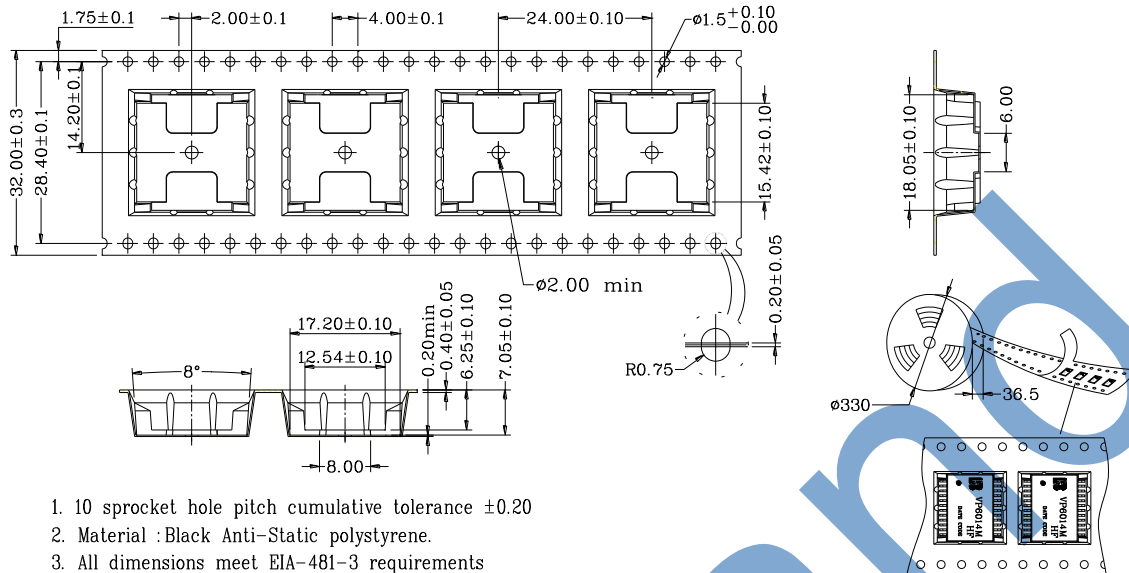


Units: mm [Inches] Tolerances: xx.xx±0.25 [0.010]  
 0.xx±0.05 [0.002]

**VP6014M HF**  
**SMD 1000 BASE-T Single & Dual Port**  
**Voice Over IP Discrete LAN Magnetics**

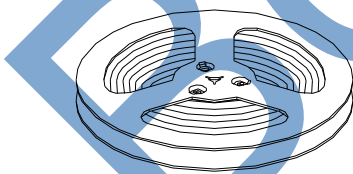


**REEL PACKAGE**

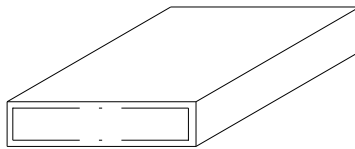


1. 10 sprocket hole pitch cumulative tolerance  $\pm 0.20$
2. Material : Black Anti-Static polystyrene.
3. All dimensions meet EIA-481-3 requirements
4. Thickness :  $0.40 \pm 0.05$  mm
5. Component load per 13" reel : 350 pcs
6. Carrier camber is within 1 mm in 250 mm
7. Packing length per 22 reel : 29 Meters
8. Comply with Bothhand's <BHKP-WI-44-005> requirements

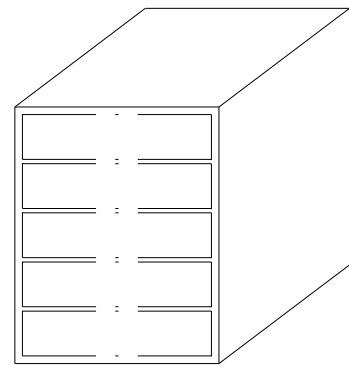
**CARTON PACKAGE**



REEL



INNER BOX: 347x347x82



OUTER CARTON: 375x375x470

1. 1 Reel=350PCS
2. 1 INNER BOX=1 Reel=350 PCS
3. 1 OUTER CARTON=5 INNER BOX=5\*350=1750 PCS