

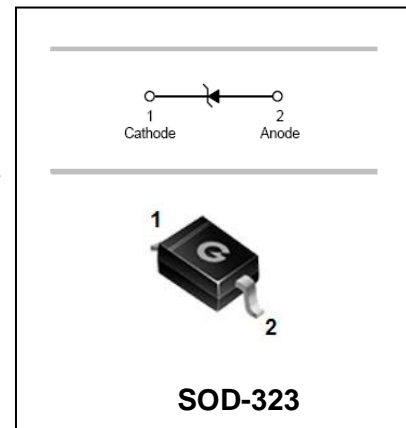
SMT-Type Zener Diode

MMSZ46XXS - MMSZ47XXS

FEATURES

- Large selection of zener voltages: 1.8V ~ 43V
- Tight voltage tolerance: $\pm 5\%$
- Ultra low-profile package well suited for automated assembly
- MSL Class 1 compatible

HF



APPLICATIONS

- General voltage regulation
- Mobile & handheld systems

ORDERING INFORMATION

Part Number	Marking	Package
MMSZ46XXS – MMSZ47XXS	See Electrical Characteristics	SOD-323

MAXIMUM RATING (@ $T_A = 25^\circ\text{C}$ unless otherwise specified)

Parameter	Symbol	Value	Unit
Forward Voltage @ $I_F=10\text{mA}$	V_F	0.9	V
Power Dissipation (Collector)	P_C	200	mW
Thermal Resistance (Junction-to-Ambient)	$R_{\theta JA}$	625	$^\circ\text{C/W}$
Thermal Resistance (Junction-to-Case)	$R_{\theta JC}$	337	$^\circ\text{C/W}$
Junction Temperature Range	T_J	-55 ~ +150	$^\circ\text{C}$
Storage Temperature Range	T_{STG}	-65 ~ +150	$^\circ\text{C}$

Note: These ratings are limiting values above which the serviceability of the diodes may be impaired.

SMT-Type Zener Diode

MMSZ46XXS - MMSZ47XXS

ELECTRICAL CHARACTERISTICS (@ T_A = 25°C unless otherwise specified)

Part Number	Marking Code	Zener Voltage V _Z (V)			@ I _{ZT} (μA)	Maximum Reverse Current I _R (μA)	@ V _R (V)
		Min.	Typ.	Max.			
MMSZ4678S	CC	1.71	1.80	1.89	50	7.500	1.0
MMSZ4679S	CD	1.90	2.00	2.10	50	5.000	1.0
MMSZ4680S	CE	2.09	2.20	2.31	50	4.000	1.0
MMSZ4681S	CF	2.28	2.40	2.52	50	2.000	1.0
MMSZ4682S	CH	2.57	2.70	2.84	50	1.000	1.0
MMSZ4683S	CJ	2.85	3.00	3.15	50	0.800	1.0
MMSZ4684S	CK	3.14	3.30	3.47	50	7.500	1.5
MMSZ4685S	CM	3.42	3.60	3.78	50	7.500	2.0
MMSZ4686S	CN	3.71	3.90	4.10	50	5.000	2.0
MMSZ4687S	CP	4.09	4.30	4.52	50	4.000	2.0
MMSZ4688S	CT	4.47	4.70	4.94	50	10.000	3.0
MMSZ4689S	CU	4.85	5.10	5.36	50	10.000	3.0
MMSZ4690S	CV	5.32	5.60	5.88	50	10.000	4.0
MMSZ4691S	CA	5.89	6.20	6.51	50	10.000	5.0
MMSZ4692S	CX	6.46	6.80	7.14	50	10.000	5.1
MMSZ4693S	CY	7.13	7.50	7.88	50	10.000	5.7
MMSZ4694S	CZ	7.79	8.20	8.61	50	1.000	6.2
MMSZ4695S	DC	8.27	8.70	9.14	50	1.000	6.6
MMSZ4696S	DD	8.65	9.10	9.56	50	1.000	6.9
MMSZ4697S	DE	9.50	10.00	10.50	50	1.000	7.6
MMSZ4698S	DF	10.45	11.00	11.55	50	0.050	8.4
MMSZ4699S	DH	11.40	12.00	12.60	50	0.050	9.1
MMSZ4700S	DJ	12.35	13.00	13.65	50	0.050	9.8
MMSZ4701S	DK	13.30	14.00	14.70	50	0.050	10.6
MMSZ4702S	DM	14.25	15.00	15.75	50	0.050	11.4
MMSZ4703S	DN	15.20	16.00	16.80	50	0.050	12.1
MMSZ4704S	DP	16.15	17.00	17.85	50	0.050	12.9
MMSZ4705S	DT	17.10	18.00	18.90	50	0.050	13.6
MMSZ4706S	DU	18.05	19.00	19.95	50	0.050	14.4
MMSZ4707S	DV	19.00	20.00	21.00	50	0.010	15.2
MMSZ4708S	DA	20.90	22.00	23.10	50	0.010	16.7
MMSZ4709S	DX	22.80	24.00	25.20	50	0.010	18.2
MMSZ4710S	DY	23.75	25.00	26.25	50	0.010	19.0
MMSZ4711S	EA	25.65	27.00	28.35	50	0.010	20.4
MMSZ4712S	EC	26.60	28.00	29.40	50	0.010	21.2
MMSZ4713S	ED	28.50	30.00	31.50	50	0.010	22.8
MMSZ4714S	EE	31.35	33.00	34.65	50	0.010	25.0
MMSZ4715S	EF	34.20	36.00	37.80	50	0.010	27.3
MMSZ4716S	EH	37.05	39.00	40.95	50	0.010	29.6
MMSZ4717S	EJ	40.85	43.00	45.15	50	0.010	32.6

SMT-Type Zener Diode

MMSZ46XXS - MMSZ47XXS

TYPICAL CHARACTERISTICS (@ $T_A = 25^\circ\text{C}$ unless otherwise specified)

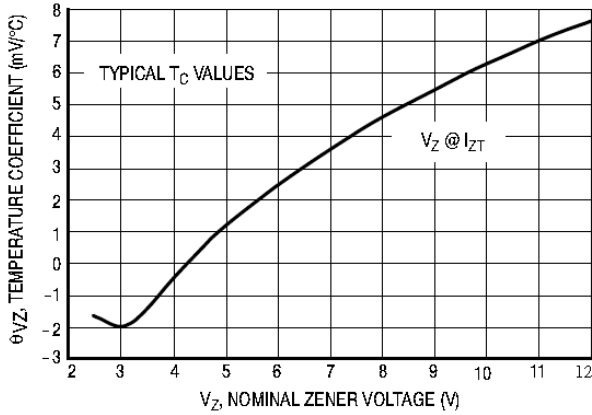


Figure 1 Temperature Coefficients
(Temperature Range -55°C to $+150^\circ\text{C}$)

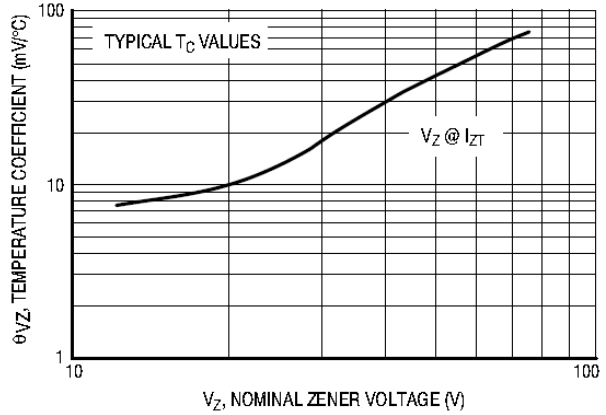


Figure 2 Temperature Coefficients
(Temperature Range -55°C to $+150^\circ\text{C}$)

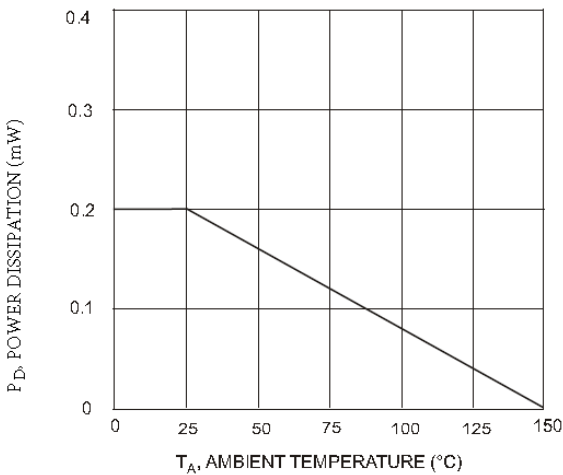


Figure 3 Steady State Power Derating

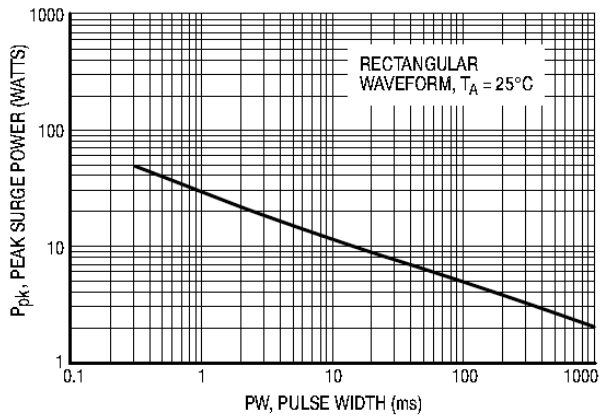


Figure 4 Maximum Nonrepetitive Surge Power

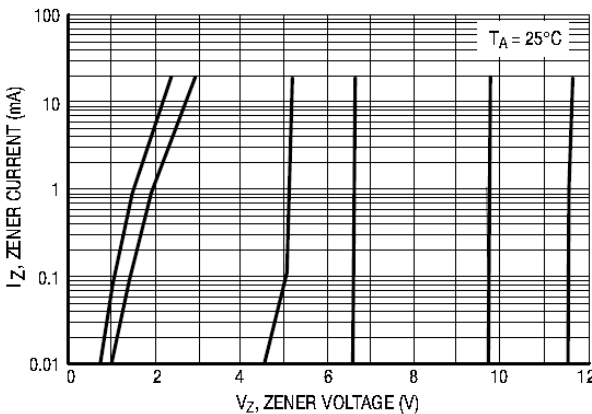


Figure 5 Zener Voltage versus Zener Current
(V_Z Up to 12 V)

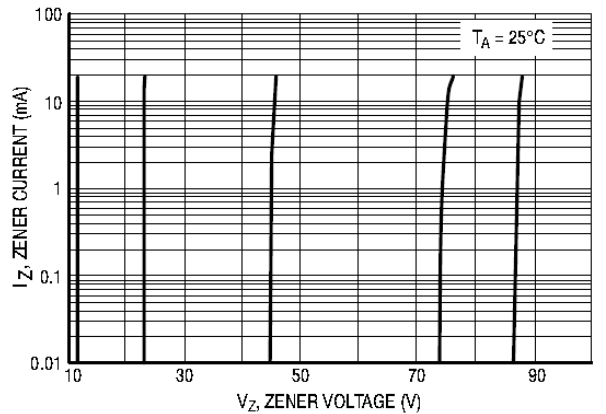


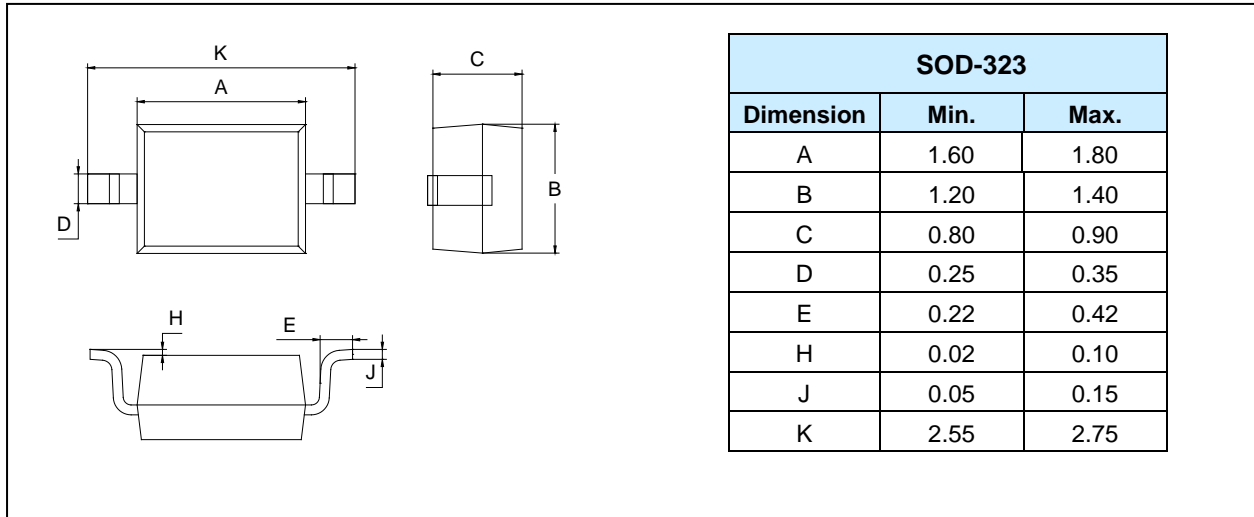
Figure 6 Zener Voltage versus Zener Current
(12 V to 91 V)

SMT-Type Zener Diode

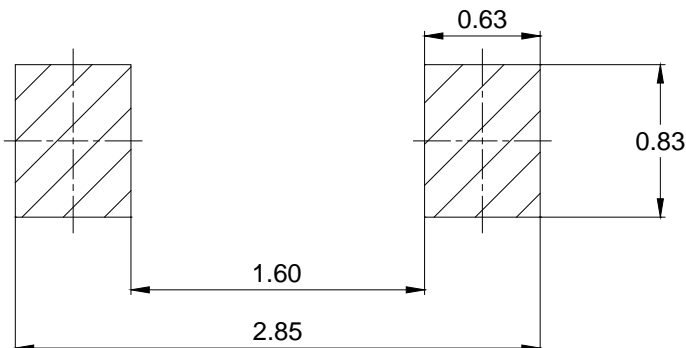
MMSZ46XXS - MMSZ47XXS

PACKAGE OUTLINE (Unit: mm)

Plastic surface mounted package



MOUNTING PAD LAYOUT (Unit: mm)



PACKAGE INFORMATION

Part Number	Package	Shipping Quantity
MMSZ46XXS – MMSZ47XXS	SOD-323	3000pcs / Tape & Reel

SMT-Type Zener Diode

MMSZ46XXS - MMSZ47XXS

IMPORTANT NOTICE

Changzhou Galaxy Century Microelectronics (GME) reserves the right to make changes without further notice to any product information (copyrighted) herein to make corrections, modifications, improvements, or other changes. GME does not assume any liability arising out of the application or use of any product described herein; neither does it convey any license under its patent rights, nor the rights of others.