

# 1N4728(A)-1N4764(A)

## 1 WATT ZENER DIODES

### FEATURES

- Available as "HR" (high reliability) screened per MIL-PRF-19500, JANTX level. Add "HR" suffix to base part number.
- Available as non-RoHS (Sn/Pb plating), standard, and as RoHS by adding "-PBF" suffix.

### MAXIMUM RATINGS

Characteristics	Value
Power dissipation @ 25°C	1W
Junction temperature	175°C
Operating and storage temperature range	-65 to +175°C
Maximum thermal resistance, junction to lead @ 3/8 inch lead length from body	80°C/W
Maximum thermal resistance, junction to ambient when mounted on FR4 PC board with 4mm <sup>2</sup> copper pads and track width 1mm, length 25mm	140°C/W
Steady state power @ 3/8 inch lead length from body when mounted on FR4 PC board with 4mm <sup>2</sup> copper pads and track width 1mm, length 25mm	1.0W @ T <sub>L</sub> ≤ 95°C 1.0W @ T <sub>A</sub> ≤ 35°C
Forward voltage @ 200mA	1.2 volts maximum
Solder temperatures	260°C for 10 s maximum

### ELECTRICAL CHARACTERISTICS (T<sub>A</sub> = 25°C unless otherwise specified)

Type Number	Zener Voltage <sup>(4)</sup> (V <sub>Z</sub> )	Test Current (I <sub>ZT</sub> )	Maximum Dynamic Impedance <sup>(2)</sup> (Z <sub>ZT</sub> @ I <sub>ZT</sub> )	Maximum Reverse Current (I <sub>R</sub> @ V <sub>R</sub> )	Test Voltage (V <sub>R</sub> )	Maximum Regulator Current (I <sub>ZM</sub> ) T <sub>A</sub> = 50°C	Maximum Knee Impedance <sup>(2)</sup> (Z <sub>ZK</sub> @ I <sub>ZK</sub> )	Test Current (I <sub>ZK</sub> )	Maximum (Surge) Current <sup>(3)</sup> (I <sub>S</sub> )
	VOLTS	mA	OHMS	μA	VOLTS	mA	OHMS	mA	mA
1N4728	3.3	76	10	100	1	276	400	1.0	1380
1N4729	3.6	69	10	100	1	252	400	1.0	1260
1N4730	3.9	64	9.0	50	1	234	400	1.0	1190
1N4731	4.3	58	9.0	10	1	217	400	1.0	1070
1N4732	4.7	53	8.0	10	1	193	500	1.0	970
1N4733	5.1	49	7.0	10	1	178	550	1.0	890
1N4734	5.6	45	5.0	10	2	162	600	1.0	810
1N4735	6.2	41	2.0	10	3	146	700	1.0	730
1N4736	6.8	37	3.5	10	4	133	700	1.0	660
1N4737	7.5	34	4.0	10	5	121	700	0.5	605
1N4738	8.2	31	4.5	10	6	110	700	0.5	550
1N4739	9.1	28	5.0	10	7	100	700	0.5	500
1N4740	10	25	7.0	10	7.6	91	700	0.25	454
1N4741	11	23	8.0	5	8.4	83	700	0.25	414
1N4742	12	21	9.0	5	9.1	76	700	0.25	380
1N4743	13	19	10	5	9.9	69	700	0.25	344
1N4744	15	17	14	5	11.4	61	700	0.25	304

# 1N4728(A)-1N4764(A)

## 1 WATT ZENER DIODES

### ELECTRICAL CHARACTERISTICS

Type Number	Zener Voltage (V <sub>Z</sub> )	Test Current (I <sub>ZT</sub> )	Maximum Dynamic Impedance (Z <sub>ZT</sub> @ I <sub>ZT</sub> )	Maximum Reverse Current (I <sub>R</sub> @ V <sub>R</sub> )	Test Voltage (V <sub>R</sub> )	Maximum Regulator Current (I <sub>ZM</sub> ) T <sub>A</sub> = 50°C	Maximum Knee Impedance (Z <sub>ZK</sub> @ I <sub>ZK</sub> )	Test Current (I <sub>ZK</sub> )	Maximum (Surge) Current (I <sub>S</sub> )
	VOLTS	mA	OHMS	μA	VOLTS	mA	OHMS	mA	mA
1N4745	16	15.5	16	5	12.2	57	700	0.25	285
1N4746	18	14	20	5	13.7	50	750	0.25	250
1N4747	20	12.5	22	5	15.2	45	750	0.25	225
1N4748	22	11.5	23	5	16.7	41	750	0.25	205
1N4749	24	10.5	25	5	18.2	38	750	0.25	190
1N4750	27	9.5	35	5	20.6	34	750	0.25	170
1N4751	30	8.5	40	5	22.8	30	1000	0.25	150
1N4752	33	7.5	45	5	25.1	27	1000	0.25	135
1N4753	36	7.0	50	5	27.4	25	1000	0.25	125
1N4754	39	6.5	60	5	29.7	23	1000	0.25	115
1N4755	43	6.0	70	5	32.7	22	1500	0.25	110
1N4756	47	5.5	80	5	35.8	19	1500	0.25	95
1N4757	51	5.0	95	5	38.8	18	1500	0.25	90
1N4758	56	4.5	110	5	42.6	16	2000	0.25	80
1N4759	62	4.0	125	5	47.1	14	2000	0.25	70
1N4760	68	3.7	150	5	51.7	13	2000	0.25	65
1N4761	75	3.3	175	5	56.0	12	2000	0.25	60
1N4762	82	3.0	200	5	62.2	11	3000	0.25	55
1N4763	91	2.8	250	5	69.2	10	3000	0.25	50
1N4764	100	2.5	350	5	76.0	9	3000	0.25	45

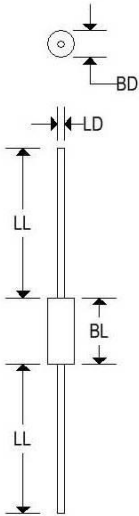
Note: Zener voltage tolerance on "A" suffix is ± 5%. No suffix denotes +10% tolerance. "C" suffix denotes ± 2% and "D" suffix denotes ± 1%.

# 1N4728(A)-1N4764(A)

1 WATT ZENER DIODES

## MECHANICAL CHARACTERISTICS

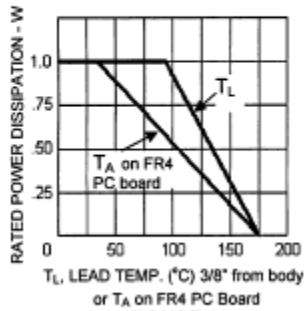
<b>Case:</b>	DO-41
<b>Marking:</b>	Body painted, alpha-numeric
<b>Polarity:</b>	Cathode band



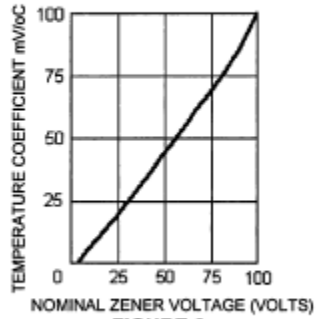
	DO-41			
	Inches		Millimeters	
	Min	Max	Min	Max
BD	-	0.107	-	2.720
BL	-	0.205	-	5.207
LD	0.028	0.034	0.711	0.864
LL	1.000	-	25.400	-

# 1N4728(A)-1N4764(A)

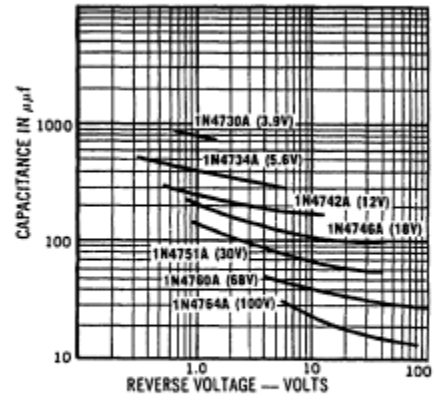
## 1 WATT ZENER DIODES



**FIGURE 1**  
Power Derating Curve



**FIGURE 2**  
Temp. Coeff. vs. Zener Voltage



**FIGURE 3**  
Capacitance vs. Voltage  
for Representative Types