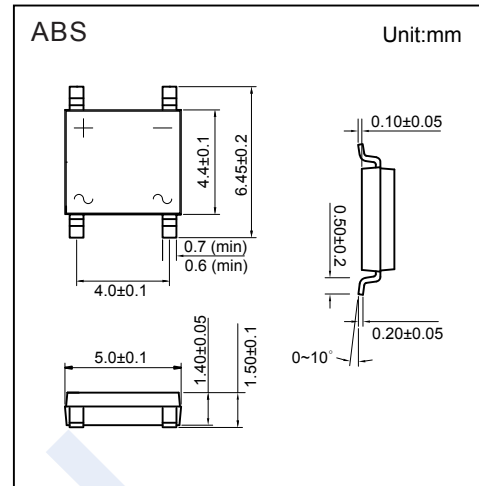
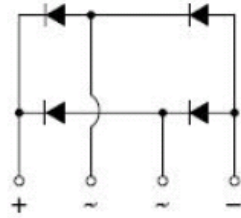


## Schottky Bridge Rectifiers

## SBS34

## ■ Features

- Ideal for automated placement
- High surge current capability
- Schottky technology

■ Absolute Maximum Ratings  $T_a = 25^\circ\text{C}$ 

Parameter	Symbol	Rating	Unit	
Repetitive Peak Reverse Voltage	$V_{RRM}$	40	V	
RMS Voltage	$V_{RMS}$	28		
DC Blocking Voltage	$V_{DC}$	40		
Average Forward Rectified Current	$I_{FAV}$	3	A	
Peak Forward Surge Current @ 8.3ms	$I_{FM}$	80		
Forward Voltage @ $I_F=3A$	$V_F$	0.5	V	
Reverse Voltage Leakage Current	$I_R$	$T_a = 25^\circ\text{C}$	0.5	mA
		$T_a = 100^\circ\text{C}$	10	
Rating for fusing ( $t < 8.3\text{ms}$ )	$I^2t$	26	$\text{A}^2\text{sec}$	
Thermal Resistance Junction to Ambient	$R_{\theta JA}$	83	$^\circ\text{C}/\text{W}$	
Thermal Resistance Junction to Lead	$R_{\theta JL}$	41		
Junction Temperature	$T_J$	150	$^\circ\text{C}$	
Storage Temperature range	$T_{stg}$	-55 to 150		

Note. Pulse test with  $PW=300\mu\text{sec}$ , 1% duty cycle

## ■ Marking

Marking	RE
---------	----

# Schottky Bridge Rectifiers

## SBS34

### ■ Typical Characteristics

FIG. 1 MAXIMUM FORWARD CURRENT DERATING CURVE

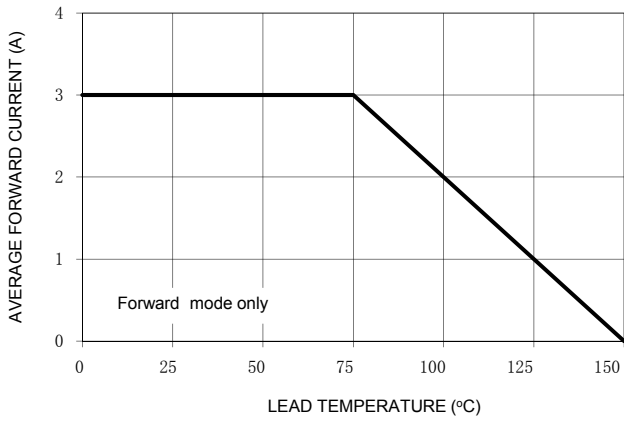


FIG. 2 TYPICAL REVERSE CHARACTERISTICS

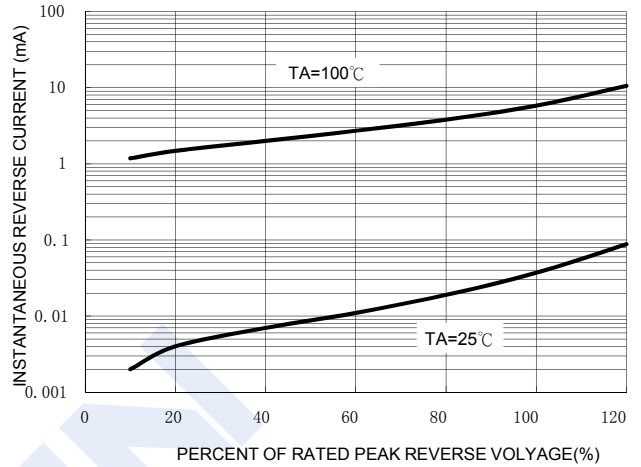


FIG. 3 MAXIMUM NON-REPETITIVE FORWARD SURGE CURRENT

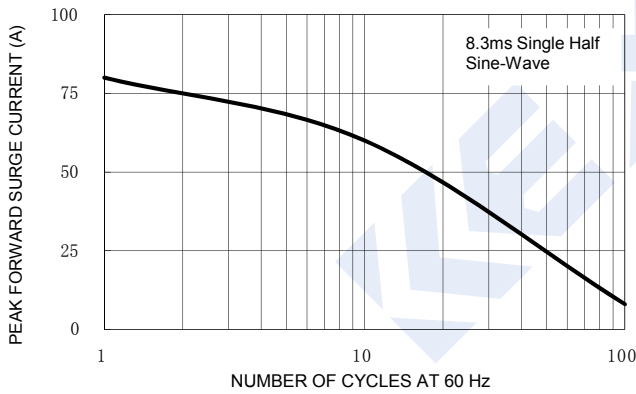


FIG. 4 TYPICAL JUNCTION CAPACITANCE

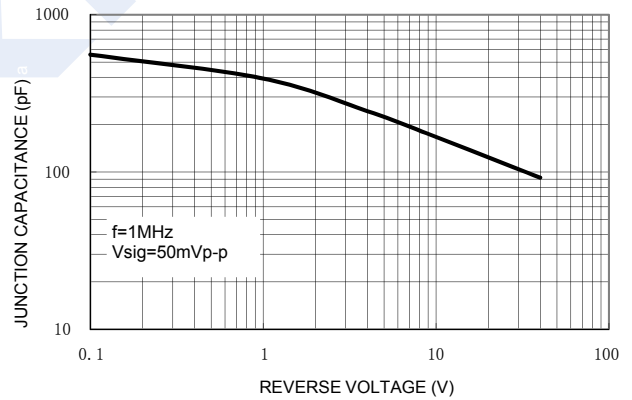


FIG. 5 TYPICAL FORWARD CHARACTERISTICS

