

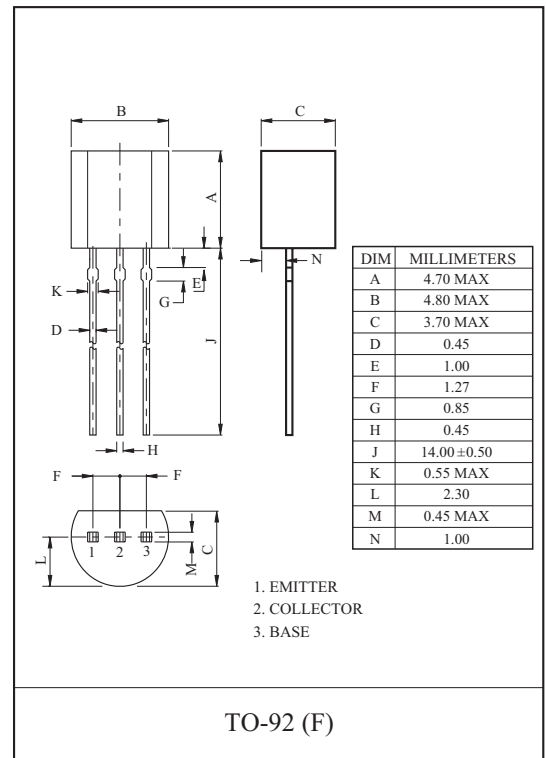
HIGH CURRENT APPLICATION.

### FEATURES

- Complementary to KTA1271A

### MAXIMUM RATING (Ta=25 )

CHARACTERISTIC	SYMBOL	RATING	UNIT
Collector-Base Voltage	$V_{CBO}$	35	V
Collector-Emitter Voltage	$V_{CEO}$	30	V
Emitter-Base Voltage	$V_{EBO}$	5	V
Collector Current	$I_C$	800	mA
Emitter Current	$I_E$	-800	mA
Collector Power Dissipation	$P_C$	400	mW
Junction Temperature	$T_j$	150	
Operating Temperature	$T_{opr}$	-40 85	
Storage Temperature Range	$T_{stg}$	-55 150	



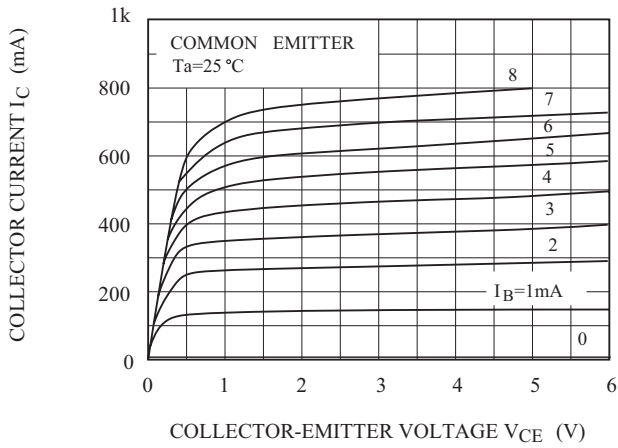
### ELECTRICAL CHARACTERISTICS (Ta=25 )

CHARACTERISTIC	SYMBOL	TEST CONDITION	MIN.	TYP.	MAX.	UNIT
Collector Cut-off Current	$I_{CBO}$	$V_{CB}=35V, I_E=0$	-	-	100	nA
Emitter Cut-off Current	$I_{EBO}$	$V_{EB}=5V, I_C=0$	-	-	100	nA
Collector-Emitter Breakdown Voltage	$V_{(BR)CEO}$	$I_C=10mA, I_B=0$	30	-	-	V
DC Current Gain	$h_{FE(1)}$ (Note)	$V_{CE}=1V, I_C=100mA$	100	-	320	
	$h_{FE(2)}$	$V_{CE}=1V, I_C=700mA$	35	-	-	
Collector-Emitter Saturation Voltage	$V_{CE(sat)}$	$I_C=500mA, I_B=20mA$	-	-	0.5	V
Base-Emitter Voltage	$V_{BE}$	$V_{CE}=1V, I_C=10mA$	0.5	-	0.8	V
Transition Frequency	$f_T$	$V_{CE}=5V, I_C=10mA$	-	120	-	MHz
Collector Output Capacitance	$C_{ob}$	$V_{CB}=10V, I_E=0, f=1MHz$	-	19	-	pF

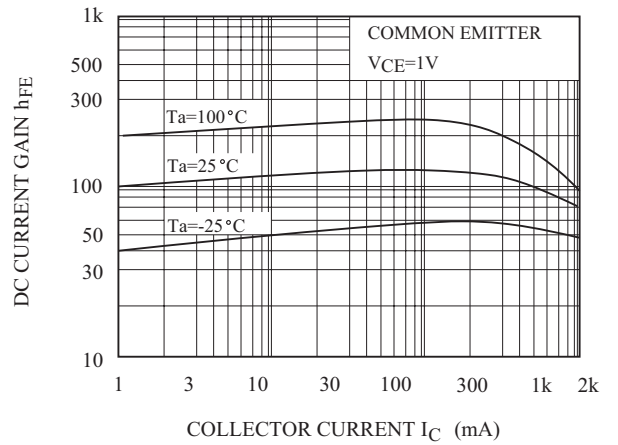
Note :  $h_{FE(1)}$  Classification 0:100 200, Y:160 320

# KTC3203A

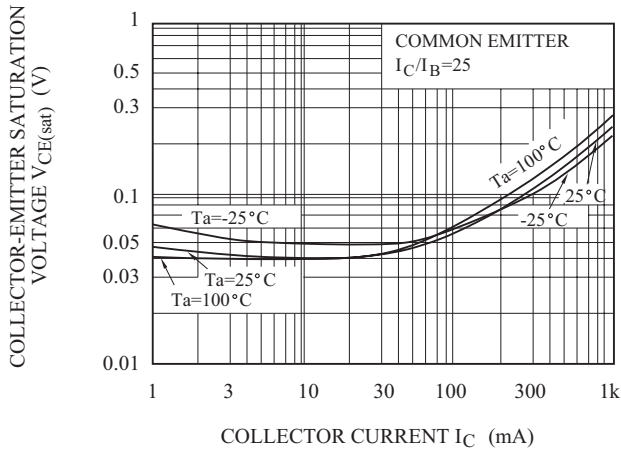
$I_C - V_{CE}$



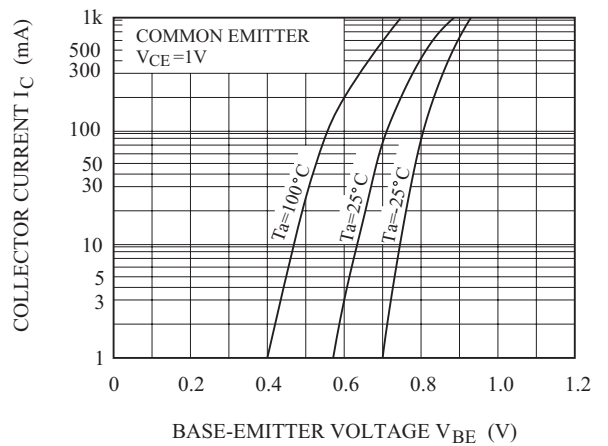
$h_{FE} - I_C$



$V_{CE(sat)} - I_C$



$I_C - V_{BE}$



$P_C - T_a$

