

● **Features:**

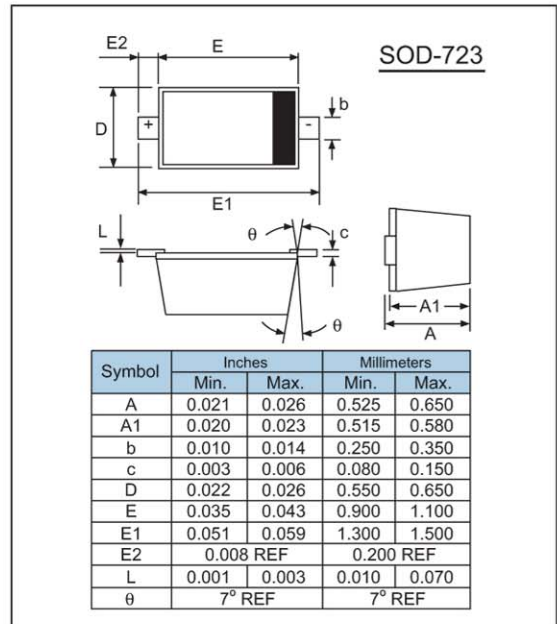
- Small Surface Mounting Type
- Low Reverse Current and Low Forward Voltage.
- High Reliability

Applications

Rectifying small power.

● **Mechanical Data:**

- Case: Molded plastic SOD-723
- Terminals: Solderable per MIL-STD-750, Method 2026.1.
- Polarity: Indicated by cathode band.
- Mounting position: Any.



● **Maximum Ratings (at $T_A=25^\circ\text{C}$ unless otherwise specified)**

Parameter	Symbol	Limits	Unit
DC reverse voltage	V_R	30	V
Mean rectifying current	I_o	100	mA
Peak forward surge current	I_{FSM}	500	mA
Junction temperature	T_J	125	$^\circ\text{C}$
Storage temperature	T_{stg}	-40~+125	$^\circ\text{C}$

● **Electrical Ratings (at $T_A=25^\circ\text{C}$ unless otherwise specified)**

Parameter	Symbol	Min.	Typ.	Max.	Unit	Conditions
Forward voltage	V_F			0.45	V	$I_F=10\text{mA}$
Reverse current	I_R			0.5	μA	$V_R=10\text{V}$



Electrical Characteristic Curves (RB520G30-G)

Fig. 1 Forward Characteristics

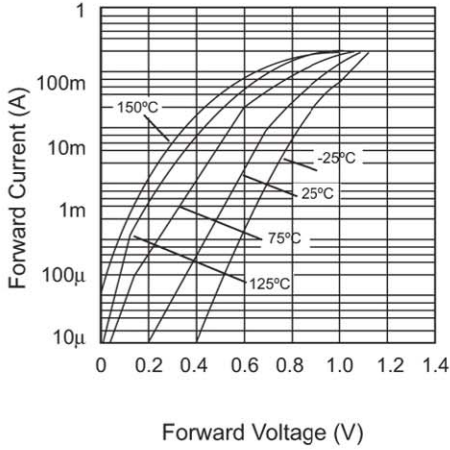


Fig. 2 Reverse Characteristics

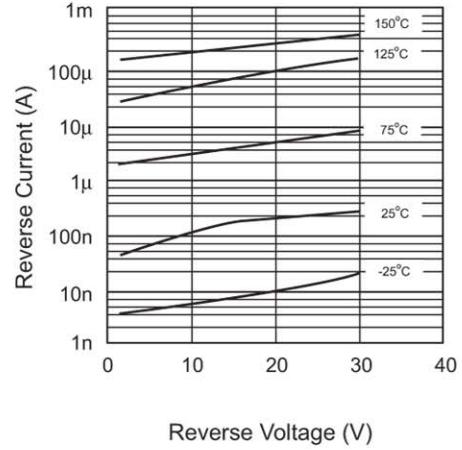


Fig. 3 Capacitance between Terminals

